



பின்பிணாஸர் டீபார்ட்மென்டில்  
சிறைச்சாலை திணைக்களம்  
DEPARTMENT OF PRISONS



# கார்டீஸாபித லார்தால செயலாற்றுகை அறிக்கை PERFORMANCE REPORT 2022



කාර්ය ආධන වාර්තාව  
செயலாற்றுகை அறிக்கை  
PERFORMANCE REPORT  
2022






බන්ධනාගාර දෙපාර්තමේන්තුව  
சிறைச்சாலை திணைக்கள்  
DEPARTMENT OF PRISONS





# ANNUAL PERFORMANCE REPORT FOR THE YEAR 2022 - DEPARTMENT OF PRISONS

EXPENDITURE  
HEAD NO. - 232



## CONTENTS

### CHAPTER 01

Institutional Profile/Executive Summary 349 - 365

### CHAPTER 02

Progress and the Future Outlook 367 - 390

### CHAPTER 03

Overall Financial Performance for the Year 391 - 497

### CHAPTER 04

Overall Financial Performance for the Year 499

### CHAPTER 05

Performance of the achieving Sustainable Development Goals (SDG) 501 - 505

### CHAPTER 06

Human Resource Profile 507 - 508

### CHAPTER 07

Compliance Report 509 - 519





# CHAPTER 1

## Organizational Profile/ Summery of Implementation

### 1.1

### Introduction



## MOTO

*Custody, Care and Correction*

Prison commenced as a result of the judicial reforms introduced by Cameron in British Imperialist Era in 1832. Welikada Prison was established compatible with British Bostial System in terms of the Legal and Court Ordinance no. 18 of 1844. By the Prison Act no.16 of 1877, this service was structured and regulated under a separate department directly under control of the Commissioner of the Prisons with the effect from 16th July, 1905. With development of the society, this service turns out to be very crucial. As a result, the Mahara Prison was built in 1875 and the Bogambara Prison which was in the form of the “Been Field’ Prison in England was constructed in 1876. Today, the prison evolved this way, has become an essential and specific institute before the complexity of present day society. Accordingly, prison system consists of 04 closed prisons, 18 remand prisons, 02 correctional centers for young offenders, 10 work camps, 02 open work camps, 23 prison lockups, and 01 prison school are under the control of Superintendents of Prisons. There are about 26,176 convicted and remand prisoners under the prison custody.

In 2022, the department worked under the Ministry of Justice, Prison Affairs and Constitutional Reforms, and it provided care and secure to the inmates at its initial stage. Today it has gone beyond the limit of it and become a social correctional center that rehabilitates inmates. This performance report illustrates the endeavor of rehabilitating and socializing inmates as good citizens by the Department of Prisons as a social adaptation body in 2022.

# CHAPTER 1

1.2

## Vision, Mission and Goals

### Vision

Social reintegration of inmates as good citizens through rehabilitation



### Mission

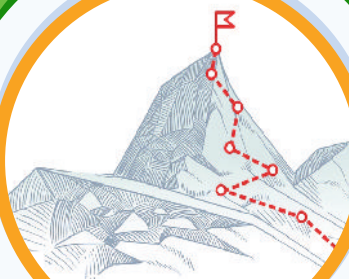
Rehabilitation of Prisoners ensuring their custody and care by building a proper relationship between the prisoners and the officials so that the officials gain the job satisfaction while the labor productivity of the prisoners to enable the department be self-dependent and utilizing it to augment the development drive of the country and ultimately socializing the prisoners as creative and virtuous skillful citizens



### Goals

❖  
Contribute to build a civilized society by means of proper rehabilitation of inmates and thereby making inmates to law abiding humanitarian persons

❖  
Motivate prison officers and building up the team spirit within the department.

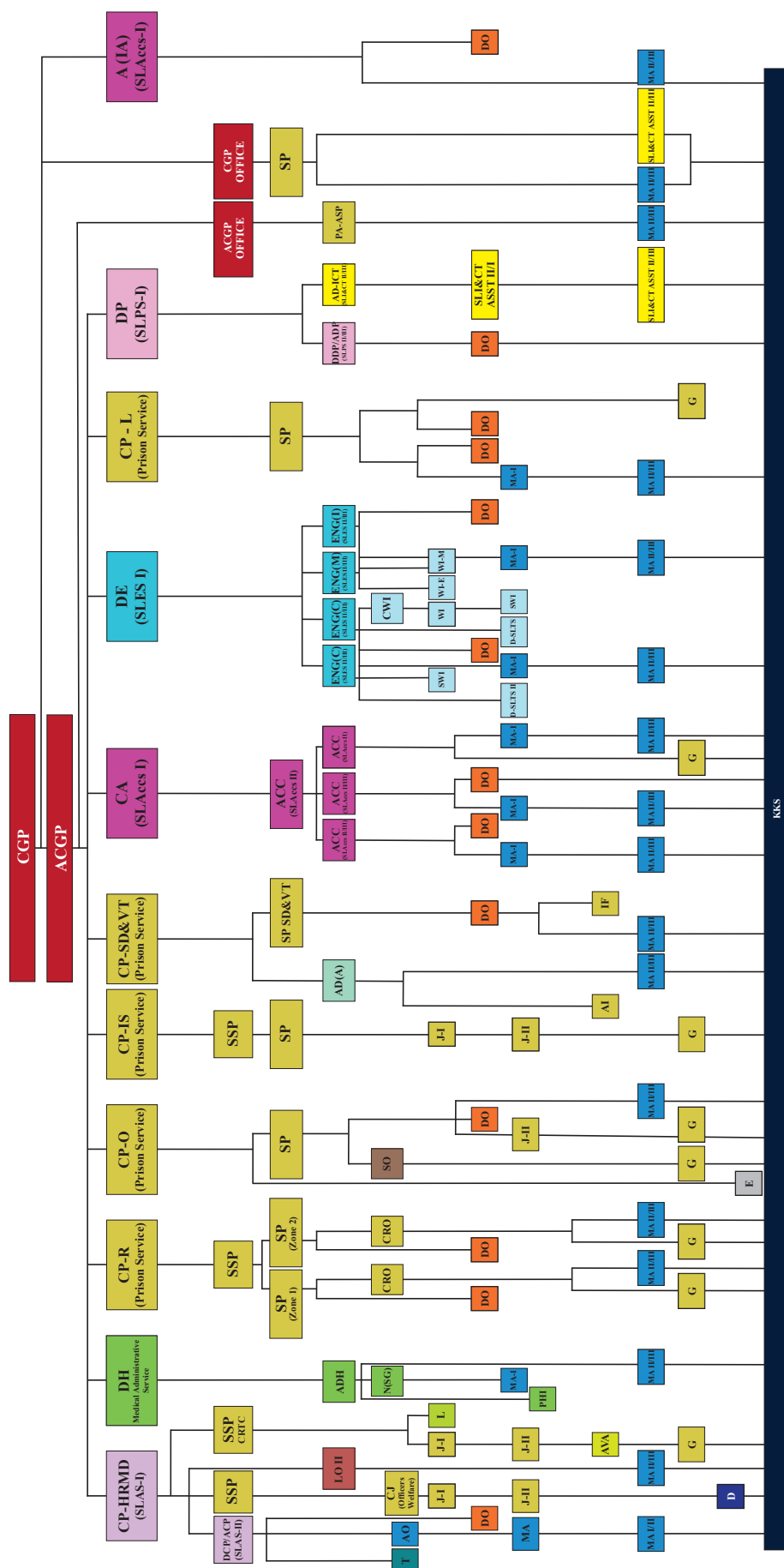




## 1.3 Priorities of the Department of Prisons

-  Under the authority of whatever court in a country, admission of convicted or remand prisoners at all status, provision of their custody, care and maintenance in terms of rules and regulations of the prison and production of remand prisoners to court.
-  Provision of common order and proper administration in relation to all prisons and correctional centers.
-  Provision of technical, agricultural, animal husbandry, and vocational trainings to inmates in all prisons and correctional centers.
-  Provision of welfare services to all prisons and correctional centers.
-  Making provisions for trainings to strengthen correctional field.
-  Making a desired social back ground for inmates after rehabilitation and social reintegration as better citizens as timely requirement.
-  Reducing prison congestion, introducing modern technology, improving physical resources and developing infrastructure facilities in relation to carrying out prison reforms.
-  Human resources development in Department of Prisons to make experienced and satisfied officers through training in different divisions and promotional programs.
-  Establishment and carrying out of Information Management System in order to fulfill administrative activities of inmates correctly and efficiently.

## 1.4 Organizational Chart

[illegible]



# CHAPTER 1

## 1.4.1 Cadre Information from 01.01.2022 to 31.12.2022

| No.            | Designation and Service  | Approved Cadre | Existing Carder | No. of Vacancies | No. of Excess |
|----------------|--|----------------|-----------------|------------------|---------------|
| Senior Level   |  |                |                 |                  |               |
| 1              | Commissioner General of Prisons                                | 1              | 1               | 0                | 0             |
| 2              | Additional Commissioner General of Prisons                     | 1              | 0               | 1                | 0             |
| 3              | Commissioner of Prisons (SLAS)                                 | 1              | 0               | 1                | 0             |
| 4              | Commissioner of Prisons  | 5              | 0               | 5                | 0             |
| 5              | Director (Planning) (SLPS)                                     | 1              | 0               | 1                | 0             |
| 6              | Director (Engineering) (SLES)                                  | 1              | 0               | 1                | 0             |
| 7              | Chief Accountant (SLAces I)                                    | 1              | 1               | 0                | 0             |
| 8              | Assistant Commissioner / Deputy Commissioner of Prisons (SLAS) | 1              | 0               | 1                | 0             |
| 9              | Assistant Director /Deputy Director (Planning)                 | 1              | 1               | 0                | 0             |
| 10             | Assistant Director (Information Technology)                    | 1              | 1               | 0                | 0             |
| 11             | Assistant Director (Agriculture)                               | 1              | 0               | 1                | 0             |
| 12             | Accountant   | 4              | 2               | 2                | 0             |
| 13             | Internal Auditor   | 1              | 1               | 0                | 0             |
|                | Superintendent of Prisons (special grade)                      | 6              | 4               | 2                | 0             |
| 14             | Superintendent of Prisons ( special grade - Rehabilitation)    | 1              | 0               | 1                | 0             |
| 15             | Superintendent of Prisons                                      | 17             | 7               | 10               | 0             |
|                | Superintendent of Prisons (Rehabilitation)                     | 2              | 0               | 2                | 0             |
|                | Assistant Superintendent of Prisons (Male)                     | 40             | 9               | 31               | 0             |
| 16             | Assistant Superintendent of Prisons (Rehabilitation )          | 3              | 0               | 3                | 0             |
| 17             | Assistant Superintendent of Prisons (Female)                   | 2              | 0               | 2                | 0             |
| 18             | Legal Officer  | 1              | 1               | 0                | 0             |
| 19             | Engineer (Civil )  | 2              | 2               | 0                | 0             |
| 20             | Engineer (Mechanical )   | 2              | 2               | 0                | 0             |
| 21             | Director (Medical)   | 1              | 0               | 1                | 0             |
| 22             | Deputy Director (Medical)                                      | 1              | 1               | 0                | 0             |
| 23             | Medical Officer  | 40             | 42              | 0                | 2             |
| 24             | Dentist  | 4              | 4               | 0                | 0             |
| Gross Total    |  | 142            | 79              | 65               | 2             |
| Tertiary Level |  |                |                 |                  |               |
| 25             | Administrative Officer   | 2              | 0               | 2                | 0             |
| 26             | Chief Work Inspector   | 1              | 0               | 1                | 0             |
| 27             | Special Grade Nursing Officer                                  | 1              | 0               | 1                | 0             |
| 28             | Translator   | 3              | 2               | 1                | 0             |

# CHAPTER 1

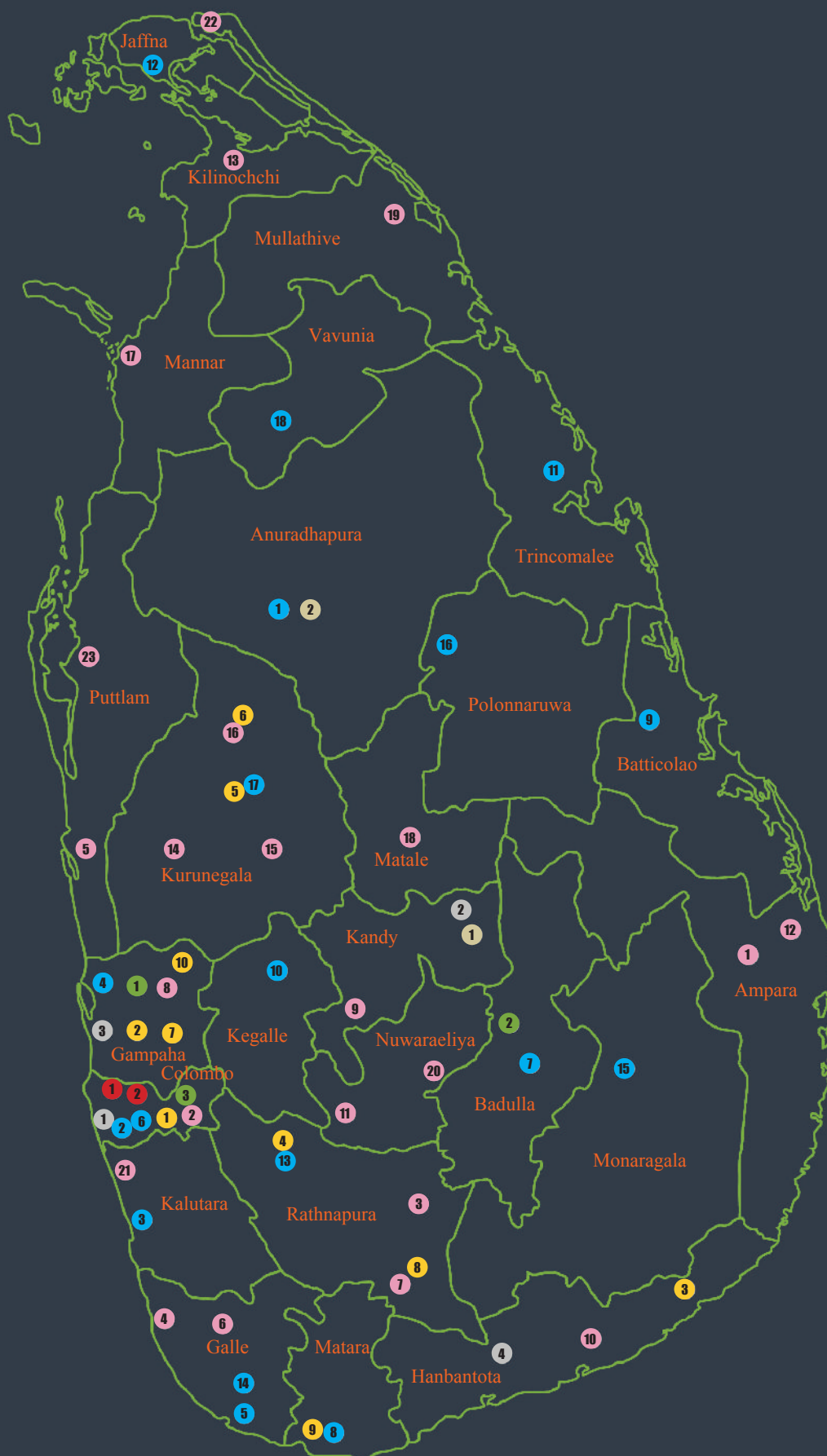
| No.             | Designation and Service                          | Approved Cadre | Existing Carder | No. of Vacancies | No. of Excess |
|-----------------|--|----------------|-----------------|------------------|---------------|
| 29              | Information and Communication Technology Officer | 1              | 0               | 1                | 0             |
| 30              | Statistical Officer                              | 1              | 1               | 0                | 0             |
| 31              | Chief Jailor (Female)                            | 3              | 0               | 3                | 0             |
| 32              | Chief Jailor (Male)                              | 30             | 27              | 3                | 0             |
| 33              | Grade 1 Jailor (Female)                          | 4              | 2               | 2                | 0             |
| 34              | Grade 1 Jailor (Male)                            | 59             | 54              | 5                | 0             |
| 35              | Chief Rehabilitation Officer (Male)              | 5              | 3               | 2                | 0             |
| 36              | Chief Rehabilitation Officer (Female)            | 2              | 1               | 1                | 0             |
| 37              | Rehabilitation Officer (Grade 1 )                | 11             | 7               | 4                | 0             |
| 38              | Rehabilitation Officer (Grade 1 ) - Female       | 2              | 1               | 1                | 0             |
| 39              | Registered/ Assistant Medical Officer            | 19             | 23              | 0                | 4             |
| 40              | Dispenser ( Special grade )                      | 4              | 0               | 4                | 0             |
| Gross Total     |  | 148            | 121             | 31               | 4             |
| Secondary Level |  |                |                 |                  |               |
| 41              | Development Officer                              | 94             | 97              | 0                | 3             |
| 42              | Counseling Officer                               | 7              | 0               | 7                | 0             |
| 43              | Work Inspector                                   | 5              | 0               | 5                | 0             |
| 44              | Librarian  | 1              | 0               | 1                | 0             |
| 45              | Technical Officer (Technical)                    | 1              | 0               | 1                | 0             |
| 46              | Draftsman  | 2              | 1               | 1                | 0             |
| 47              | Information & Communication Technology Assistant | 5              | 2               | 3                | 0             |
| 48              | Sub Work Inspector                               | 10             | 5               | 5                | 0             |
| 49              | Public Management Assistant                      | 80             | 47              | 33               | 0             |
| 50              | Interpreter                                      | 2              | 0               | 2                | 0             |
| 51              | Industrial Forman                                | 19             | 18              | 1                | 0             |
| 52              | Industrial Administrator                         | 17             | 15              | 2                | 0             |
| 53              | Vocational Instructor (Class I /Class II)        | 120            | 48              | 72               | 0             |
| 54              | Agriculture Instructor                           | 19             | 7               | 12               | 0             |
| 55              | Agriculture Overseer                             | 28             | 0               | 28               | 0             |
| 56              | Audio Visual Assistant                           | 1              | 0               | 1                | 0             |
| 57              | Dispenser (Grade 1, 11, 111)                     | 82             | 55              | 27               | 0             |
| 58              | Medical Laboratory Technician                    | 4              | 5               | 0                | 1             |
| 59              | Nursing Officer (Supra)                          | 3              | 0               | 3                | 0             |
|                 | Nursing Officer ( III, II, I )                   | 75             | 35              | 40               | 0             |
| 60              | Public Health Inspector                          | 4              | 7               | 0                | 3             |

# CHAPTER 1

| No.           | Designation and Service                   | Approved Cadre | Existing Carder | No. of Vacancies | No. of Excess |
|---------------|---|----------------|-----------------|------------------|---------------|
| 61            | Class II Rehabilitation Officer (Male)    | 109            | 93              | 16               | 0             |
| 62            | Class II Rehabilitation Officer (Female)) | 25             | 20              | 5                | 0             |
| 63            | Jailor class II (Female)                  | 30             | 18              | 12               | 0             |
| 64            | Jailor class II (Male)                    | 446            | 371             | 75               | 0             |
| 65            | Drill Instructor                          | 3              | 1               | 2                | 0             |
| 66            | Sergeant (Female )                        | 38             | 22              | 16               | 0             |
| 67            | Sergeant (Male )                          | 892            | 604             | 288              | 0             |
| 68            | Guard (Female )                           | 594            | 497             | 97               | 0             |
| 69            | Guard ( Male )                            | 4447           | 3799            | 648              | 0             |
| Gross Total   |   | 7163           | 5767            | 1403             | 7             |
| Primary Level |   |                |                 |                  |               |
| 70            | Photographer                              | 1              | 0               | 1                | 0             |
| 71            | Editor                                    | 1              | 0               | 1                | 0             |
| 72            | Motor Driver (Departmental)               | 222            | 203             | 19               | 0             |
| 73            | Motor Driver (Combined Service)           | 5              | 1               | 4                | 0             |
| 74            | Ambulance Driver                          | 3              | 0               | 3                | 0             |
| 75            | Motor Mechanic                            | 10             | 3               | 7                | 0             |
| 76            | Motor Mechanic (Electric)                 | 4              | 1               | 3                | 0             |
| 77            | Motor Mechanic (Welding)                  | 2              | 0               | 2                | 0             |
| 78            | Motor Mechanic (Painting)                 | 2              | 0               | 2                | 0             |
| 79            | Tractor Driver                            | 26             | 15              | 11               | 0             |
| 80            | Three Wheel Driver                        | 8              | 6               | 2                | 0             |
| 81            | K.K.S.                                    | 36             | 18              | 18               | 0             |
| 82            | Watcher                                   | 52             | 28              | 24               | 0             |
| 83            | Hangman                                   | 2              | 2               | 0                | 0             |
| 84            | Laborer                                   | 35             | 17              | 18               | 0             |
| 85            | Water Pump Operator                       | 10             | 7               | 3                | 0             |
| Gross Total   |   | 419            | 301             | 118              | 0             |
| Grand Total   |   | 7872           | 6268            | 1617             | 13            |

# CHAPTER 1

## 1.4 Prison Institutes under the Department of Prisons and their Distribution





# CHAPTER 1

## 1 PRISON HEADQUARTERS

- 2 C.R.T.C.  
Centre for Research & Training in corrections

## CLOSED PRISONS - 04

- 1 Welikada  
2 Bogambara  
3 Mahara  
4 Angunakolapelessa

## REMAND PRISONS - 18

- 1 Anuradhapura  
2 Colombo  
3 Kalutara  
4 Negombo  
5 Galle  
6 New Magazine  
7 Badulla  
8 Matara  
9 Batticaloa  
10 Kegalle  
11 Trincomalee  
12 Jaffna  
13 Kuruwita  
14 Boossa  
15 Monaragala  
16 Polonnaruwa  
17 Wariyapola  
18 Vavuniya

## WORK CAMPS - 10

- 1 Homagama  
2 Meethirigala  
3 Weerawila  
4 Kuruwita  
5 Wariyapola  
6 Hangilipola  
7 Kandewatta  
8 Kadurugasara  
9 Pitabeddara  
10 Ambepussa

## OPEN PRISON CAMPS - 02

- 1 Pallekelle  
2 Anuradhapura

## CORRECTIONAL CENTRES FOR YOUTHFUL OFFENDERS - 03

- 1 Pallansena - C.C.Y.O.  
2 Taldena - C.C.Y.O.  
3 Homagama - T.S.Y.O

## LOCK-UPS - 23

- |                |                  |                 |
|----------------|------------------|-----------------|
| 1 Ampara       | 9 Gampola        | 17 Mannar       |
| 2 Awissawella  | 10 Hambantota    | 18 Matale       |
| 3 Balangoda    | 11 Hatton        | 19 Mullaitivu   |
| 4 Balapitiya   | 12 Kalmunai      | 20 Nuwara Eliya |
| 5 Chilaw       | 13 Kilinochchi   | 21 Panadura     |
| 6 Elpitiya     | 14 Kuliyaipitiya | 22 Point Pedro  |
| 7 Embilipitiya | 15 Kurunegala    | 23 Puttalam     |
| 8 Gampaha      | 16 Maho          |                 |

# CHAPTER 1

## 1.6 Main Divisions of the Department of Prisons

|    |  |    |                                    |
|----|--|----|------------------------------------|
| 01 | ADMINISTRATION DIVISION                        | 08 | INTELLIGENCE AND SECURITY DIVISION |
| 02 | FINANCIAL DIVISION                             | 09 | INTERNAL AUDIT DIVISION            |
| 03 | OPERATIONAL DIVISION                           | 10 | GOVERNMENT AUDIT DIVISION          |
| 04 | REHABILITATION AND SKILLS DEVELOPMENT DIVISION | 11 | STATISTICAL DIVISION               |
| 05 | ENGINEERING DIVISION                           | 12 | INDUSTRY DIVISION                  |
| 06 | PLANNING AND INFORMATION TECHNOLOGY DIVISION   | 13 | OFFICERS' WELFARE DIVISION         |
| 07 | SUPPLY AND SERVICES DIVISION                   | 14 | TRANSPORT DIVISION                 |

## 1.7 Funds under the Department of Prisons

☒ Government Consolidated Fund

## 1.8 Details on Foreign Funded Projects (if there)

☒ None

# CHAPTER 1

## 2 Information on Inmates Administration

### 2.1 No. of inmates convicted by Court of Law from 01.01.2022 to 31.12.2022

| No. of Inmates Convicted                  | Male    | Female | Total   |
|---|---------|--------|---------|
| No. of Inmates convicted by Court of Law  | 29,941  | 390    | 30,331  |
| No. of Suspects convicted by Court of Law | 104,157 | 4,093  | 108,250 |

### 2.2 Number of Inmates as at 31.12.2022 [Morning Unlock]

| Inmates                               | Male         | Female     | Total        |
|---------------------------------------|--------------|------------|--------------|
| Death Sentenced Prisoners (Local)     | 647          | 12         | 659          |
| Death Sentenced Prisoners (Foreign)   | 4            | -          | 4            |
| Death Sentenced Prisoners (Terrorist) | -            | -          | -            |
| Life Sentenced Prisoners (Local)      | 206          | 21         | 227          |
| Life Sentenced Prisoners (Foreign)    | 53           | 13         | 66           |
| Life Sentenced Prisoners (Terrorist)  | 2            | -          | 2            |
| General Prisoners (Local)             | 7,402        | 107        | 7,509        |
| General Prisoners (Foreign)           | 3            | 1          | 4            |
| General Prisoners (Terrorists)        | 3            | -          | 3            |
| Youthful Offenders                    | 12           | -          | 12           |
| <b>Total number of prisoners</b>      | <b>8,332</b> | <b>154</b> | <b>8,486</b> |

| Inmates (Appeals)                      | Male       | Female    | Total      |
|--|------------|-----------|------------|
| Death Sentenced Prisoners (Local)      | 532        | 15        | 547        |
| Death Sentenced Prisoners (Foreign)    | 2          | -         | 2          |
| Death Sentenced Prisoners (Terrorists) | -          | -         | -          |
| Life Sentenced Prisoners (Local)       | 87         | 16        | 103        |
| Life Sentenced Prisoners (Foreign)     | 01         | -         | 1          |
| Life Sentenced Prisoners (Terrorist)   | 7          | -         | 7          |
| General Prisoners (Local)              | 291        | 11        | 302        |
| General Prisoners (Foreign)            | -          | 1         | 1          |
| General Prisoners (Terrorist)          | -          | -         | -          |
| <b>Total No. of Prisoners</b>          | <b>920</b> | <b>43</b> | <b>963</b> |

# CHAPTER 1

| Suspects                      | Male          | Female     | Total         |
|-------------------------------|---------------|------------|---------------|
| Remand Prisoners (Local)      | 15,750        | 713        | 16,463        |
| Remand Prisoners (Foreign)    | 176           | 6          | 182           |
| Remand Prisoners (Terrorist)  | 78            | 4          | 82            |
| <b>Total No. of Prisoners</b> | <b>16,004</b> | <b>723</b> | <b>16,727</b> |

| Total Prisoners               | Male          | Female     | Total         |
|-------------------------------|---------------|------------|---------------|
| All Remand Prisoners          | 9,252         | 197        | 9449          |
| All Convicted Prisoners       | 16,004        | 723        | 16,727        |
| <b>Total No. of Prisoners</b> | <b>25,256</b> | <b>920</b> | <b>26,176</b> |

2.3

## No. of Inmates as at the last day of each month -Morning Unlock (from 01.01.2022 to 01.01.2022 )

| Month        | Convicted Prisoners |             | Remand Prisoners |             |
|--------------|---------------------|-------------|------------------|-------------|
|              | Male                | Female      | Male             | Female      |
| January      | 7344                | 168         | 10713            | 647         |
| February     | 7484                | 182         | 11214            | 652         |
| March        | 7949                | 185         | 11450            | 672         |
| April        | 7850                | 187         | 11023            | 614         |
| May          | 7301                | 184         | 11570            | 578         |
| June         | 7408                | 195         | 11659            | 535         |
| July         | 7606                | 183         | 12231            | 565         |
| August       | 8304                | 202         | 14236            | 634         |
| September    | 8810                | 192         | 14993            | 658         |
| October      | 9222                | 183         | 15913            | 677         |
| November     | 9962                | 193         | 15770            | 689         |
| December     | 9252                | 197         | 16004            | 723         |
| <b>Total</b> | <b>98492</b>        | <b>2251</b> | <b>156776</b>    | <b>7644</b> |

2.4

## Details on inmates who died while in custody- from 01.01.2022 to 31.12.2022

| Description   | Male       | Female    | Total      |
|---|------------|-----------|------------|
| No. of Normal Prisoners died while in Custody.          | 56         | 1         | 57         |
| No. of Death Sentenced Prisoners died while in Custody. | 6          | -         | 6          |
| No. of Life Sentenced Prisoners died while in Custody.  | 2          | -         | 2          |
| No. of Remand Prisoners died while in custody           | 82         | 4         | 86         |
| <b>Total</b>  | <b>146</b> | <b>05</b> | <b>151</b> |

# CHAPTER 1

2.5

## No. of Convicted and Remand Prisoners escaped while in custody from 01.01.2022 to 31.12.2022

| Place             | No. of Inmates | No. of Inmates |
|-------------------|----------------|----------------|
| While At Hospital | 06             |                |
| From Prison       | 09             |                |
| While in escort   | 01             |                |
| At Court          | 01             |                |
| <b>Total</b>      | <b>17</b>      |                |

## No. of Prisoners Escaped While in Custody

| Place                 | No. of Inmates |
|-----------------------|----------------|
| While in Home Leave   | 03             |
| While in Camp Service | 95             |
| While in Sramadhana   | 73             |
| <b>Total</b>          | <b>171</b>     |

|  |   |     |
|--|---|-----|
| ◆ No. of inmates escaped /runaway while in custody | - | 231 |
| ◆ No. of inmates recaptured                        | - | 114 |

2.6

## Releases from 01.01.2022 to 31.12.2022

| Releases                                     | Total       |
|--|-------------|
| 2022.02.04 - For the Independence day        | 193         |
| 2022.05.16 –For the Vesak Full Moon Poya day | 224         |
| 2022.06.14– For the Poson Full Monn Poya day | 183         |
| 2022.09.12 –For the Prisoners day            | 417         |
| 2022.12.25- For Christmus Day                | 305         |
| President Special pardon                     | 11          |
| <b>Total</b>                                 | <b>1333</b> |

2.7

## No. of Inmates released on home holiday and Licence on Board

|   |   |     |
|---|---|-----|
| ◆ No. of inmates sent home Leave            | - | 275 |
| ◆ No. of Inmates released Licence on Boards | - | 96  |



# CHAPTER 1

2.8

## Description on escapees and rids –off at the custody- 2022.01.01 – 2022.12.31

| Serial No. | Institute  | Inmates rids off |                           |                            | Inmates escaped |        |        |                  | Remand Inmates escaped |        |        |                  | Total Escaped /rid off convicted inmates | Total remand inmates escaped | Total remand & convicted inmates | Re custody |
|------------|--|------------------|---------------------------|----------------------------|-----------------|--------|--------|------------------|------------------------|--------|--------|------------------|--|------------------------------|----------------------------------|------------|
|            |  | Home leave       | While working at the camp | Sramadhana & outside party | Hospitals       | Prison | Courts | While in custody | Hospitals              | Prison | Courts | While in custody |  |                              |                                  |            |
| 1          | Welikada Prison                                  | -                | -                         | 14                         | -               | 1      | -      | -                | 1                      | -      | -      | -                | 15                                       | 1                            | 16                               | -          |
| 2          | Magazine Prison                                  | -                | -                         | 3                          | -               | -      | -      | -                | -                      | -      | 1      | -                | 3  | 1                            | 4                                | 1          |
| 3          | Colombo Remand Prison                            | -                | -                         | -                          | -               | -      | -      | -                | -                      | 1      | 2      | -                | 0  | 3                            | 3                                | 1          |
| 4          | Mahara Prison                                    | -                | 6                         | 5                          | -               | -      | -      | -                | 2                      | -      | 1      | -                | 11                                       | 3                            | 14                               | 2          |
| 5          | New Dumbara Prison                               | -                | -                         | -                          | 1               | -      | -      | -                | 1                      | -      | 4      | -                | 1  | 5                            | 6                                | 5          |
| 6          | Open Camp Anuradhapura                           | -                | 8                         | -                          | -               | 1      | -      | -                | -                      | -      | 3      | -                | 9  | 3                            | 12                               | 6          |
| 7          | Badulla Prison                                   | -                | -                         | 1                          | -               | -      | -      | -                | -                      | -      | -      | -                | 1  | 0                            | 1                                | 1          |
| 8          | Boossa Prison                                    | -                | -                         | -                          | -               | -      | -      | -                | -                      | -      | -      | -                | 0  | 0                            | 0                                | -          |
| 9          | Galle Prison                                     | -                | -                         | 2                          | 2               | -      | -      | -                | -                      | -      | -      | -                | 4  | 0                            | 4                                | 2          |
| 10         | Matara Prison                                    | -                | 2                         | -                          | -               | -      | -      | -                | -                      | -      | 1      | -                | 2  | 1                            | 3                                | 3          |
| 11         | Angunakolapelessa Prison                         | -                | 3                         | 7                          | 2               | -      | 1      | 1                | 3                      | -      | 1      | -                | 14                                       | 4                            | 18                               | 2          |
| 12         | Batticaloa Prison                                | -                | 3                         | -                          | -               | -      | -      | -                | -                      | -      | -      | -                | 3  | 0                            | 3                                | 2          |
| 13         | Negombo Prison                                   | -                | -                         | 3                          | -               | -      | -      | -                | 1                      | 3      | 2      | -                | 3  | 6                            | 9                                | 4          |
| 14         | Pallansena youthful Offenders correction centre. | -                | 26                        | -                          | -               | -      | -      | -                | -                      | -      | -      | -                | 26                                       | 0                            | 26                               | 16         |
| 15         | Kalutara Prison                                  | -                | -                         | -                          | -               | -      | -      | -                | 1                      | -      | -      | -                | 0  | 1                            | 1                                | 1          |
| 16         | Pallekele Open camp                              | -                | 14                        | -                          | -               | -      | -      | -                | -                      | -      | -      | -                | 14                                       | 0                            | 14                               | 7          |
| 17         | Thaldena youthful Offenders correction centre.   | -                | 3                         | -                          | -               | -      | -      | -                | -                      | -      | -      | -                | 3  | 0                            | 3                                | -          |
| 18         | Trincomalee Prison                               | -                | -                         | -                          | -               | -      | -      | -                | -                      | 1      | -      | -                | 0  | 1                            | 1                                | 1          |
| 19         | Weerawila working camp                           | 1                | 16                        | -                          | -               | -      | -      | -                | -                      | -      | -      | -                | 17                                       | 0                            | 17                               | 11         |
| 20         | Polonnaruwa Prison                               | -                | -                         | 1                          | -               | 1      | -      | -                | 4                      | -      | -      | -                | 2  | 4                            | 6                                | 3          |
| 21         | Wariyapola Prison                                | -                | 3                         | -                          | -               | 1      | -      | -                | -                      | -      | -      | -                | 4  | 0                            | 4                                | 1          |
| 22         | Monaragala Prison                                | -                | -                         | -                          | -               | -      | -      | -                | -                      | -      | -      | -                | 0  | 0                            | 0                                | -          |
| 23         | Watareka working camp                            | 2                | 3                         | 34                         | -               | -      | -      | -                | -                      | -      | -      | -                | 39                                       | 0                            | 39                               | 29         |
| 24         | Vavuniya Prison                                  | -                | -                         | 2                          | -               | -      | -      | -                | 1                      | -      | 1      | -                | 2  | 2                            | 4                                | 1          |
| 25         | Ambepussa Prison                                 | -                | -                         | -                          | -               | 5      | -      | -                | -                      | -      | -      | -                | 5  | 0                            | 5                                | 5          |
| 26         | Jaffna Prison                                    | -                | -                         | 1                          | -               | -      | -      | -                | 6                      | -      | -      | -                | 1  | 6                            | 7                                | 6          |
| 27         | Kegalle Prison                                   | -                | -                         | -                          | 1               | -      | -      | -                | -                      | -      | -      | -                | 1  | 0                            | 1                                | 1          |
| 28         | Kuruwita Prison                                  | -                | 8                         | -                          | -               | -      | -      | -                | 2                      | -      | -      | -                | 8  | 2                            | 10                               | 3          |
| 29         | Kadurugasara Prison                              | -                | -                         | -                          | -               | -      | -      | -                | -                      | -      | -      | -                | -  | -                            | -                                | -          |
| Total      |  | 3                | 95                        | 73                         | 6               | 9      | 1      | 1                | 22                     | 5      | 16     | 0                | 188                                      | 43                           | 231                              | 114        |

# CHAPTER 1

2.9

## Financial Progress of Vocational Training Courses (Expenditure Subject 2509) -2022.01.01 – 2022.12.31

| No    | Prison Institute                                      | No. of courses | Executed Courses/training program  | Allocation (Rs.) | Expenditure (Rs.) |
|-------|---|----------------|--|------------------|-------------------|
| 1     | Wlikada Prison  | 05             | Barber - 2, Sinhala, Tamil, English  | 100,000.00       | 100,000.00        |
| 2     | New Dumbara Prison                                    | 03             | Soap, Sawing   | 110,000.00       | 110,000.00        |
| 3     | Mahara Prison   | 06             | Barber - 2, Carpentry, Dance, Plumbing - 2                                 | 85,000.00        | 77,480.00         |
| 4     | Pallekelle Prison                                     | 04             | Electrician -2, Carpentry, Mason, Welding                                  | 140,000.00       | 140,000.00        |
| 5     | Pallansena Correctional Center for Youthful offenders | 05             | Mason, Welding, Barber, Sawing, Bakery                                     | 120,000.00       | 120,000.00        |
| 6     | Thaldena Correctional Center for Youthful offenders   | 08             | Electrician, Sawing, Computer - 2, Music, Mason, Barber - 2                | 128,000.00       | 128,000.00        |
| 7     | Ambepussa Prison                                      | 07             | Welding, Motor Mechanic, Carpentry, Electric - 2, Counseling, Self Defense | 100,000.00       | 97,475.00         |
| 8     | Weerawila Open Prison Camp                            | 10             | Sawing - 2, Drug Prevention - 2, Literacy - 2, Barber - 2, Scout - 2       | 150,000.00       | 115,000.00        |
| 9     | Anuradhapura Prison                                   | 01             | Carpentry  | 20,000.00        | 19,375.00         |
| 10    | Kuruwita Prison                                       | 02             | Sawing & Hand Craft, Curtain Printing                                      | 40,000.00        | 40,000.00         |
| 11    | Boossa Prison   | 02             | Carpentry, Mason   | 40,000.00        | 00                |
| 12    | Colombo Remand Prison                                 | 02             | Barber - 2   | 40,000.00        | 19,890.00         |
| 13    | Magazine Prison                                       | 02             | Barber - 2   | 40,000.00        | 39,900.00         |
| 14    | Wavniya Prison  | 02             | Preparation of low cost ceiling  | 40,000.00        | 19,710.00         |
| 15    | Matara Prison   | 03             | Barber, Sawing, Electric   | 40,000.00        | 39,945.00         |
| 16    | Wariyapola Prison                                     | 02             | Carpentry, Mason   | 40,000.00        | 19,710.00         |
| 17    | Polonnaruwa Prison                                    | 03             | Mason, Preparation of low cost ceiling                                     | 40,000.00        | 27,500.00         |
| 18    | Badulla Prison  | 02             | Sawing, Hand craft   | 45,000.00        | 41,297.00         |
| 19    | Jaffna Prison   | 03             | Palmyra related Creations - 2, Barber                                      | 40,000.00        | 40,000.00         |
| 20    | Batticaloa Prison                                     | 02             | Sawing - 2   | 40,000.00        | 40,000.00         |
| 21    | Trincomalee Prison                                    | 02             | Barber - 2   | 40,000.00        | 40,000.00         |
| 22    | Angunakolapelessa Prison                              | 04             | Sawing - 2, Mason - 2  | 65,000.00        | 65,000.00         |
| 23    | Monaragala Prison                                     | 05             | Sawing - 2, Electric, Carpentry - 2  | 40,000.00        | 10,000.00         |
| 24    | Watareka Prison                                       | 03             | Sawing - 3   | 30,000.00        | 00                |
| 25    | Galle Prison  | 04             | Aluminum Printing- 2, Electronic- 2  | 40,000.00        | 39,940.35         |
| 26    | Negombo Prison  | 01             | coconut shell related Creations  | 40,000.00        | 40,000.00         |
| 27    | Kegalle Prison  | 01             | Barber   | 22,000.00        | 20,000.00         |
| 28    | Kalutara Prison                                       | 04             | Carpentry - 2, Sawing - 2  | 40,000.00        | 30,000.00         |
| 29    | Kandewaththa Prison                                   | 03             | Barber - 2, Drug Prevention  | 35,000.00        | 35,000.00         |
| Total |   | 101            |  | 1,750,000.00     | 1,515,222.35      |

# CHAPTER 1

2.10

## Financial Progress of Agriculture and Industrial Sections of Prison Institutes

| No    | Prison Institute                                      | Ongoing Industries & Agricultural Production   | 2022.12.31 (Actual) |                |
|-------|---|--|---------------------|----------------|
|       |   |  | Expenditure         | Income         |
| 1     | Homagama Work Camp                                    | Agriculture, Broom, Ekal Broom   | 1,057,134.00        | 4,397,343.23   |
| 2     | Mahara Prison   | Agriculture, Sawing, Broom, Ekal Broom, Blacksmith, Coconut Shell(Charcoal) , Carpentry, Broom, Ekal Broom, Weaving , Soap, Coconut Oil          | 11,295,454.61       | 25,427,736.51  |
| 3     | Pallansena Correctional Center for Youthful offenders | Agriculture, Carpentry, Bakery, Ekal Broom, Mill, Broom, Weaving, Sawing, Blacksmith   | 3,592,842.80        | 7,989,734.59   |
| 4     | Dumbara Prison  | Carpentry, Sawing, Weaving, Welding, Broom, Ekal Broom, Laundry, Hand craft  | 12,247,240.50       | 11,452,412.50  |
| 5     | Pallekelle Open Prison Work Camp                      | Agriculture, Animal Husbandry, Bakery, Sawing, Soap, Laundry, Bricks, Carpentry, Welding, Motor Garage, Broom, Ekal Broom, Weaving, Block bricks | 15,450,613.29       | 24,740,100.31  |
| 6     | Anuradhapura Prison                                   | Agriculture, Bakery, Blacksmith, Carpentry, Broom, Ekal Broom, Sawing, Weaving, Laundry  | 13,620,000.47       | 16,388,777.79  |
| 7     | Badulla Prison  | Laundry  | 61,960.00           | 144,606.00     |
| 8     | Weerawila Work Camp                                   | Agriculture, Bakery, Carpentry, Blacksmith   | 2,009,405.06        | 6,266,097.51   |
| 9     | Welikada Prison                                       | Blacksmith, Carpentry, Broom, Ekal Broom, Laundry, Soaps, Sawing, Printing, Weaving, Bakery  | 20,325,548.98       | 28,267,405.98  |
| 10    | Thaldena Correctional Center for Young Offenders      | Agriculture, Animal Husbandry, Mason, Envelops, Brick, Broom, Ekal Broom, Blacksmith, Bakery, Carpentry  | 8,623,558.71        | 12,863,748.94  |
| 11    | Kuruvita Prison                                       | Agriculture, Block bricks, Blacksmith  | 1,806,671.25        | 9,290,971.73   |
| 12    | Boossa Prison   | Bakery   | 2,205,004.91        | 3,811,188.00   |
| 13    | Wariyapola Prison                                     | Agriculture, Block bricks, Sawing, Carpentry, Polishing  | 890,345.50          | 6,419,051.36   |
| 14    | Angunakolapelessa                                     | Agriculture, Bakery, Vehicle Service, Carpentry, Polishing   | 7,616,892.66        | 19,575,510.67  |
| 15    | Colombo Remand Prison                                 | Motor Garage   | 2,501,074.76        | 3,555,579.07   |
| 16    | Matara Prison   | Agriculture  | 320,117.50          | 911,785.96     |
| 17    | Batticaloa Prison                                     | Agriculture  | 1,259,485.00        | 1,347,308.91   |
| 18    | Galle Prison  | Agriculture  | 181,810.00          | 257,474.00     |
| Total |   |  | 105,065,160.00      | 183,106,833.06 |

### 3 Report of apprehended prohibited objects by the Sri Lanka Prison Emergency Action Tractical Force through their search operations and sieges inside the Prison Institutes from - 2022.01.01 – 2022.12.31

| Prison Institute       | Mobile phones | Sim cards  | Battery    | Chargers  | Heroin in grams |            | Cannabis (grams) | Ice          |           |             | Money (Rupees) | Card reader  | Antitoxic tablets | Hand free | Data cables | Memory cards | Pen drives | Liters    | Others  |
|------------------------|---------------|------------|------------|-----------|-----------------|------------|------------------|--------------|-----------|-------------|----------------|--------------|-------------------|-----------|-------------|--------------|------------|-----------|---|
|                        |               |            |            |           | Grams           | Packets    |                  | Grams        | Packets   | Paper       | Grams          |              |                   |           |             |              |            |           |   |
| 1 Welikada             | 59            | 78         | 67         | 32        | -               | 20         | 0.9              | -            | 11        | 07          | 60             | 11,665       | 03                | 01        | 04          | 01           | 10         | 41        | 169 Bidi Cigarettes, 01 Recorder, 01 HDMI cable, 13 Cannabis packs, 7 CD, 26 Holders, 17 Bulbs, Electric Iron, 02 Uniform sections, 01 Hand-cuffs |
| 2 Welikada Female      | 72            | 54         | 60         | 11        | -               | 01         | -                | -            | -         | 04          | -              | -            | 05                | 04        | 06          | -            | -          | 09        | Some amount of Heroin   |
| 3 Welikada Hospital    | 03            | 04         | 03         | 05        | -               | -          | -                | -            | -         | -           | 114            | 560          | -                 | 09        | -           | -            | -          | 05        | 02 foreign currency notes   |
| 4 Mahara               | 21            | 24         | 26         | 07        | -               | -          | -                | -            | -         | 01          | -              | 3000         | 01                | 11        | 01          | 03           | 01         | 01        | 02 Charger pins, Indian rupees 10/=, 02 Testers, 02 Magnets   |
| 5 Dumbara              | 37            | 40         | 40         | 10        | 0.968           | 06         | -                | -            | -         | 09          | -              | 200          | -                 | -         | 08          | 05           | 03         | 03        | 05 LSD. 06 Cannabis seeds, 02 CD  |
| 6 Agunukolapalessa     | 34            | 36         | 27         | 03        | 0.48            | 42         | -                | -            | -         | -           | -              | -            | 01                | -         | -           | 03           | -          | -         | Nicotine cigarette 12, 05 Nicotine powder packets   |
| 7 Colombo Remand       | 18            | 28         | 23         | 04        | 0.9             | 01         | -                | -            | -         | parts 01    | -              | 1300         | -                 | 03        | 01          | 01           | -          | 03        | 01 pair of Scissors   |
| 8 Magazine             | 09            | 09         | 10         | 05        | 0.661           | -          | -                | 0.283        | -         | parts 02    | -              | -            | -                 | -         | 01          | -            | 04         | 07        | 01 Tester, 01 Telephone circuit, 01 Multimeter, 01 Hair cutter, Liquor 01 liter   |
| 9 Boossa               | 01            | 01         | 01         | 01        | -               | -          | -                | -            | -         | -           | -              | -            | -                 | -         | -           | -            | -          | -         | -   |
| 10 Anuradapura         | -             | -          | -          | -         | -               | -          | -                | -            | -         | -           | -              | -            | -                 | -         | -           | -            | -          | -         | -   |
| 11 Kalutara            | 21            | 28         | 38         | 04        | -               | 22         | -                | 0.226        | -         | -           | -              | 500          | -                 | 09        | -           | -            | -          | 02        | -   |
| 12 Negambo             | -             | -          | -          | -         | -               | -          | -                | -            | -         | -           | -              | -            | -                 | -         | -           | -            | -          | -         | -   |
| 13 Galle               | -             | -          | -          | -         | -               | -          | -                | -            | -         | -           | -              | -            | -                 | -         | -           | -            | -          | -         | -   |
| 14 Wariyapola          | 06            | 05         | 13         | 02        | -               | 01         | -                | -            | -         | -           | -              | -            | -                 | -         | 01          | -            | 01         | 13        | -   |
| 15 Kegalle             | -             | -          | -          | -         | -               | -          | -                | -            | -         | -           | -              | -            | -                 | -         | -           | -            | -          | -         | -   |
| 16 Prison Ground       | -             | -          | -          | -         | -               | -          | -                | -            | -         | -           | -              | -            | -                 | -         | -           | -            | -          | -         | -   |
| 17 Wesley guard room   | -             | 02         | -          | -         | 6.742           | 62         | 15               | 4.252        | 01        | -           | -              | -            | -                 | -         | -           | -            | -          | -         | -   |
| 18 Prison Headquarters | -             | -          | -          | -         | -               | -          | -                | -            | -         | -           | -              | -            | -                 | -         | -           | -            | -          | -         | -   |
| 19 Matara              | 01            | 02         | 01         | 01        | -               | -          | -                | -            | -         | -           | -              | -            | -                 | -         | -           | -            | -          | 02        | -   |
| <b>Total</b>           | <b>282</b>    | <b>311</b> | <b>309</b> | <b>85</b> | <b>9.751</b>    | <b>155</b> | <b>15.9</b>      | <b>4.761</b> | <b>12</b> | <b>22.5</b> | <b>174</b>     | <b>17225</b> | <b>05</b>         | <b>29</b> | <b>28</b>   | <b>17</b>    | <b>16</b>  | <b>17</b> | <b>86</b>   |






**Association of Public Finance Accountants of  
Sri Lanka (APFASL)**

The Public Sector Wing of CA Sri Lanka  
Awards for  
Best Annual Reports and Accounts – 2020  
In the Public Sector (Departments)

**GOLD AWARD**  
**Department of Prisons**

02<sup>nd</sup> December 2022  
Colombo


  
V. Kanagasabapathy  
PRESIDENT, APFASL

  
Asela Athapathu  
SECRETARY, APFASL



### Achievements

- Winning a golden award for the best Performance Report and Accounts in the departmental category by the Department of Prisons on 02.12.2022 at the Annual Conference and Awarding Ceremony jointly held by the Association of Chartered Accountants of Sri Lanka (ICASL) and the Association of Public Finance Accountants (APFA) of Sri Lanka.
- Below paragraph shows the Annual Action Plan & projects carried out through donations from other international organizations, and progress achieved in developing prison reforms during first two years of implementing the Five Years Plan which was received the approval by the Hon. Minister of Justice for nine wider areas under the theme of “A Right Based Correctional System for a Safer Society ” for period from 2021 to 2025 in line with National Policy Frame, Sustainable Development Goals and Priorities identified by the Ministry of Justice, Prison Affairs and Constitutional Reforms.



### Minimizing Prison Congestion

- Ministry of Urban Development and Housing together with Urban Development Authority has done planning and designing work for the Colombo Prison Complex (Colombo Remand Prison, Welikada Prison, New Magazine Prison and Female Ward), Prison Hospital, Center for Research and Training in Correction to Horana Millewa area, Prison Headquarters to Battaramulla area, prison quarters to Malambe area. Upon relevant Cabinet Approval, Urban Development Authority has initiated procurement and other future activities.
- I. Accordingly, action has been taken to obtain the Environmental Impact Assessment Report together with relevant development recommendations from the Department of Agrarian Development, Department of Land Development & Rain Water Management Institute.
  - II. About 30% of infrastructure development work including internal roads, water, electricity have been completed.
  - III. Planning and designing work for the Magazine Prison, Female Ward, and Colombo Remand Prison have been completed by the Urban Development Authority. Planning and designing work for the Welikada Prison and other institutes have been planned to be fulfilled by the contractor. (Planning and designing and construction financing)
  - IV. Calling for project propels to supply finance with mediation of private sector
  - V. Continuation of procurement activities of the overall project have been temporally halt as per the Circular No. 3/2022 on 26.04.2022.

## CHAPTER 2

- 74.3% Progress has been achieved in constructing New Dumbara Prison-Pallekele.
- Further, in terms of orders given by the Cabinet Decision on 05/09/2022 and no.22/1286/604/2022 on strategizing and speeding up large scale projects”, and under implementation of recommendations from Officers’ Committee with powers to strategize and speed up large scale projects, it has been decided to provide necessary allocation for the year 2023 required to complete remaining work of Contract no.11 of building quarters and suspend the contract package 12 and 13 with necessary buildings for prison buildings and other services.



- All payments were made with relevant to construction and water supply project of Angunakolapelessa Prison.
- All construction work of seven prefabricated buildings that were initiated in 2020, were completed (Wariyapola- 04, Kalutara 01, New Magazine 01, Mahara 01) and inmates have been accommodated in newly built wards by now.
- Inmates’ failure to pay fines that were identified in Five Year Plan is one of the reasons to increase number of remand prisoners and thereby instructions were given to all the Superintendent of Prisons to have discussion with Magistrate Judges about next step going to be taken regarding those remand inmates in custody for a long time.
- A proposal of using home confinement or home arrest instead of confining to remand, was presented to Hon. Minister of Justice, Prison Affairs, and Constitutional Reforms and the proposal was submitted to the Justice Service Commission for study. In addition, methodology of travel restrictions can also be introduced.



# CHAPTER 2

## Prison Management Reforms

- Since the Department of Prisons does not have a formal Service Minute, department encounters several issues in recruiting, training, promoting etc. In terms of the United Nations Standard Minimum Rules for Treating Prisoners, most of countries in the region have amended their prison service into a correctional service. Accordingly, under the theme of “Leaders in Correction”, steps have been taken to alter prison service into a correctional service with the approval to Service Minute to establish prison service as a professional service. Further, extra explanation regarding this is due to be provided.
- Construction work of the new building at the Prison Headquarters was completed this year and Engineering, Planning and Information Technology branches were shifted to the building.

## Prison Staff Capacity Development

- Center for Research and Training in Correction (CRTC) at Angunakolapelessa Prison has organized the primary training for 590 newly appointed Prison Guards in 2021 who were able to pass out in three batches (103A, 103B, 103C )
- 194 Officers from Sri Lanka Prisons Emergency Action and Tactical Force (SPEAT Force) comprised of former tri-forces members those who retired legally from the service, following an unblemished service passed out successfully at the Centre for Research and Training in Corrections in Angunakolapelessa Prison.
- Conducting Tamil Language Training Program for Prison Officers. Tamil course was held to newly appointed Prison Guards (103A Batch), Jailors, Development Officers, Rehabilitation Officers, and Management Service Officers. Further, Prison staff grade officers were also provided with Tamil Language Training at the National Language, Education, and Training Institute.
- Group of 80 Prison Officers participated at Scout Leaders Training.
- Doing a training program to Rehabilitation Officer on procurement and library used documents.
- In addition to annual allocation from the Action Plan, conducting training workshops together with UNODC/ICRC.
  - I. In collaboration with UNODC/ICRC, a training workshop was held for officers from the Ministry of Health on health to check up of a prisoner on admission into prison.
  - II. UNODC conducted an online training program on radicalization and deradicalization..



- III. Conducting two training sessions, together with UNODC, to improve skills, talents and knowledges of health staff working at Department of Prisons. .
  - IV. Doing preliminary work, together with UNODC, to build model prison cell required for training at the Angunakolapelessa Prison..
  - V. Organization of workshops, together with UNODC, to draft a handbook on Minimum Standards of Designing and Planning of new prisons in Sri Lanka .
  - VI. Together with ICRC, preparation of the final stage of “Prison Brief” included guidelines for Sri Lanka Prisons by combining international recommendations with local legal frame
- With the Sponsorship of Singapore Prison Service, 40thAPCCA (Asia Pacific Conference for Correctional Administrators) was held online with the participation of 25 member countries. Countries had an opportunity to exchange new knowledge and experience on new methodologies used in prisons in the region. Some officers from Sri Lanka Prisons’ Headquarters also joined the conference online and exchange ideas.

### Reforming Prison Acts.

- Commencement of amending prison acts and making the Ministry of Justice aware about importance and necessity of restarting the committee.
- Rules (rules published in the Gazette No. 7093 of 19.03.1920) made by the Minister under the Section 94 of the Prison Ordinance of Sri Lanka (Chapter 54) was further amended by the an Extraordinary Gazette no. 2288/15 issued on July 12, 2022. Amendments to Rules No. 80, 165, 166, 178, 190, 196, 200, 211, 222, 237-238 were made during last year.

# CHAPTER 2

## Formalizing Prison Security Procedure

- Visiting rooms at the Boossa Prison with 107 cells that has been built as a high-security prison based on Principles of Prison Classifications to detain prisoners involved in high profile criminal cases, were able to be established with new technological equipments this year. Also, construction of out gate room with visitors' room with most modern security apparatus to search visitors and their parcels and visitors setting room have been completed. Antisocial acts including large scale drug trafficking using mobile phones while in prison could be able to be controlled by means of this.
- Installation of security camera system is very important in strengthening in and out security of prisons, making operation and supervision of day today work easier and minimizing irregularities in and out of prison. Accordingly, installation of security camera system in Colombo Prison Complex such as Welikada, New Magazine, Colombo Remand Prison, Female Ward, Prison Hospital and establishment of operation unit of Prisons Emergency Action and Tactical Force were able to complete this year.
- UNODC provided computers under the project of "Virtual Courts" to be set up in prisons located across the Southern Province of the country, intending to keep court hearings online from prisons themselves. Judicial Proceedings through video technology was commenced under existing facilities by taking facts into consideration the possible attack to special type prisoners outside prison, ability to do court activities efficiently and productively with minimum cost, and employ fewer number of officers in court escort. Further, online court proceeding minimizes prohibited items smuggling into prisons as well.
- Prison Intelligence Unit was restructured as Sri Lanka Prisons Emergency Action and Tactical Force (SPEAT Force) in 2021 and 194 former tri-forces officers who retired legally from the service, were provided with required preliminary service. After the passing out, they were absorbed to the force and officers engaged in strengthening security of prisons, doing special escort and controlling riots.



## CHAPTER 2

- Allocation for the year 2022 was not utilized as per the Circular on Controlling Public Expenditure” to purchase necessary security equipments to carry out activities of the Sri Lanka Prisons Emergency Action and Tactical Force (SPEAT Force) more effectively and productively and therefore steps were taken to be provided with the collaboration with the UNODC, essential equipments such as Security cameras, Hand Held Metal Detectors Convex Mirrors for Searching Vehicles, Mobile Phone Detectors.

### Improvement of Prison Health Service

- A capacity development program was conducted to prison medical officers together with the International Red Cross Society. Program paid attention to procedures that should be taken to improve health sector in the Five Year Plan of the Department of Prisons as well as both local and international recommendations to uplift inmates’ health state because they also are citizens of the country.
- As a further step to improve health condition of inmates, program of removing eye cataract was conducted at Welikada Prison remises and 46 eye surgeries were done on that day.
- On line with Prisoners’ Day, a health clinic was held at the Welikada Prison under the patronage of Director General of Health Services and Commissioner General of Prisons. In this clinic, inmates with non communicable diseases such as Heart Diseases, Hypertension, Cholesterol, and Diabetes were directed to treatment and Clinics and about 700 inmates were examined.
- Project of developing Pallansena Correctional Center into Quarantine Center was started construction in 2020 and 04 buildings were under construction, overall physical progress of the project was 94%.

### Strengthening Inmates Correctional Procedure and Process of Using Labour Force Productively.

- Besides the procedure of granting common amnesty to minimize prison congestion, granting amnesty through reviewing procedure was introduced and a final report prepared by the committee that consisted of the State Ministry of Prison Management and Prisoners Rehabilitation, other state institutions and departments, was presented to the Hon. Minister of Justice in 2021. Accordingly, a Central Committee for reviewing information of inmates on granting special amnesty in terms of this report and presenting recommendations and a Sub Committee for reviewing inmates’ information and presenting proposals to Central Committee were established this year. By this, examine and reviewing inmates and their files at prisons was initiated at Welikada Prison.
- Under the Prison Agriculture and Industrial Advance Account, new salary instead of previous salary for inmates who employ in work parties, procedure of grading as per inmates skills, and colour code as per their seniority were recommended by the committee elected for that purpose. Steps were taken to discuss above matter and present for recommendation.

- As shown in the Five Years Plan for Inmates, the Committee for Introducing New Prison Clothes presented for recommendations. Accordingly, Committee on Introducing New Prison Clothes, further discuss and made alterations and, steps were taken to inform all prisons by a circular.
- As an alternative to food crises prevailed in the country today, a proposal prepared to use inmates' labour productively in agriculture as well as other industries in prisons, was presented to the Hon. Minister of Justice for the reason that bare lands of the Department could be used to cultivate, departmental consultancy could be obtained from the Department of Agriculture and inmates' labour could be used in other prison industries. Assistance from the Ministry of Agriculture also could be obtained. Further, a new circular was introduced in relation to payments of wages when employing in both public and private sector joint projects.
- United Nations Office on Drug and Crime (UNODC) donated some necessary equipments such as sawing machines, compressor, welding plant, safety helmets, carpentry equipments, and other various equipments to the Department of Prisons that could be utilized to brush up skills of inmates and get work experience from a profession.
- As an alternative to food crises prevailed in the country today, a cultivation promoting program under the theme of **"Sarusara Sipiri Geyin Govi Bimata"** has been launched in prisons, quarters, and work camps productively. Its inauguration ceremony was commenced at the Training Center for Young Offenders- Pallansena.
- With the aim of rehabilitating and socio reintegrating inmates as better citizens, "Sathi Pasala" program, one of the programme in rehabilitation procedure carried out at the Boossa High Security Prison where special type of prisoners are kept in custody. About 40 special type of prisoners enthusiastically participated to the program under the theme of **"Mindfulness for a Successful Life"**. Opinion of most participants was they were able realize the life and path way to life so far.
- Main objective of the Department of Prisons is the rehabilitation and socio reintegration of inmates who are under various accusations. Several number of rehabilitation programs are carried out so as to make the task successful. A library project called **"Supiri Nena Sala"** has been commenced at Prisons Island wide. The main objective of the program is to develop libraries in each prison and turn into knowledge distribution centers and ultimately, improve of taste of reading.
- Attitude Development program has been organized under the theme of **"Vihanga -Looking into true freedom from prison to wonderful life"**. Objectives are making attitude development of inmates with different charges, preparing an essential atmosphere with correct, physical and mental activities while in prison, changing social attitude about prisoners and correct them to path and giving a social value.

Attitude development program introduced by the Udadumbara Kashyapa Thero is due to be launched in each prison islandwide. Inauguration ceremony was held at Paboda Meth Sevana Treatment Center- Ambepussa.



## CHAPTER 2

- It is examined that about 2/3 of inmates imprisoned are due to drug related offences and majority of repeated prisoners are drug addicts. If recidivism of prisoners is needed to be avoided they must be directed to formal rehabilitation procedure as an alternative to imprisonment. Therefore, infrastructure facilities at Weeravila Prison where drug addicts could be treated and rehabilitated were developed to run the program as a pilot project so that 500 inmates could be accommodated through complete renovation. Specific thing about the project is the building a complex vocational training center and a library in 2021. Physical progress of building training center and library is 62% and 20% respectively.
- The Presidential Task Force on Preventing Use Poison and Dangerous drug was established under the patronage of Hon. Minister of Justice, Prison Affairs, and Constitutional Reforms and Hon. Minister of Defence and with the participation of Navy Commander, increase in drug addicts in prisons resulted prison congestion, is due to be taken into consideration in the future.
- Improving art skills in inmates could lead to achieve self discipline and socioreintegrate inmates as better citizens. Ten inmate dancers who were trained by Prison Rehabilitation Officers, wore “Ves” (Headdress) at Welikada Prison. Prisoners Welfare Association sponsored the event.
- Dhamma Education has a big impact on rehabilitating procedure at the Department of Prisons. In the procedure of making inmates who are imprisoned as offenders, as disciplined and valuable citizens, four inmates brilliantly passed “Dhamma Charya Examination ” at the Sucharithodaya Dhamma School in Welikada Prison.
- **“Sira Sara Silpa 2022”**, industrial and marketing exhibition to showcase the creative skills of prison inmates took place at Diyatha Uyana in Battaramulla. A large number of creative goods from prisons all over Sri Lanka that produce agricultural and industrial products, furniture, wood carving, broom, ekel broom, carpets, organic manure, forks, rakes, candle holders, trays, boxes, knives, burned coconut chacols, vegetables, fruits, coconuts, rice etc were sold.





## CHAPTER 2

- UNODC gave a training on organic manuar and grawing to inmates at Pallansena and Mahara Prisons. Tractors, mushroom farming facilities and equipments, solar powered water pumps, were among donations. Some materials were donated to repair secutiry fence at Pallansena Prison.
- UNODC donated some backery equipments to inmates at Pallekele Prisons to study complete bakery course.
- Under the program of improving inmates' sanitary facilities, repairing toilets, building water tanks for new toilets and bathing, repairing sewerage system, kitchen repairing and building disabled toilets were completed.
- ICRC completed building new Magazine Prison, building a kitchen at Negombo Prison and installation of LPG at Magazine Prison.

# CHAPTER 2

## Restructure of female ward and renovation of training center for young offenders

- ICRC did repairing the roof of Z Ward of Welikada Female Ward and painting X,Y,Z wards and clinic.

## Implementation of e-Prison Concept

- Providing inmates with visiting facilities to family members is a human right as well as a right as per local and international regulations and standards on prison administration. E-Visit Concept (Pre Booked Visit and Video Visitation) was developed by the Planning and Information and Communication Technology Division of the Department of Prisons by considering facts such as outdated methodology of visiting relatives, coming from distance by wasting time, money and labour, space for irregularities in existing methodology and opening opportunity to see relatives even in Covid-19 Pandemic.
- The Ministry of Justice and its affiliated institutions commenced the Mobile Service called Access to Justice Program ceremonially to the people of the Northern Province at the Kilinochchi Central College and same program was held in Jaffna Central College as well.


Main objective of the Mobile Service was education of public about services provided by all institutes under the Ministry of Justice in Kilinochchi, Jaffna, Mullative, and Mannar in North Province, and making public aware about peace and reconciliation. Even the Department of Prisons actively participated to the mobile service and provided public with facilities.

- Accordingly, provision of solutions to issues raised by the relatives of inmates.
- During the Covid -19 Pandemic, E-visit system introduced by the Department of Prisons facilitated inmates' relatives immediately to visit their inmate relative detained in any prison in Sri Lanka.
- Educating public on the Recruiting Procedure of Prison Officers.
- Providing legal aids to legal issues of remand and convicted prisoners and provision of legal advices in North Province.
- Provision of necessary solutions to problems of both male and female prison officers
- Carrying out an awareness program to prevent school children addicting to drugs and committing crimes in Vavuniya, Mannar, Jaffna, Mullative in North Province.
- PIMS (Prisoners Information Management System) was carried out successfully in all prisons in 2022. Hence, Information Technology Division has trained officers so that, instead of files keeping, they could computerize data from the date when prisoner was admitted to prison to his date of release and composed a book for users as well. Steps could be taken to supply computers to prisons in the future.

# CHAPTER 2

## Challenges -

- Accomplishment of short term plannings in the Planning Prepared to Find Solutions to Prison Congestion and carrying out Mid Term Planning that has been identified to implement within the legal framework and Long Term Planning with infrastructure facilities developments identified to extend capacity by building as per the International Standards.
- Basic infrastructure facilities of officers' quarters and barrack must be improved however not adequate allowance from the annual budget
- No adequate transport facilities to escort inmates to court proceedings, medical clinic and travel to other prisons.
- Obtaining approval for the Correctional Service Minute of Prison Officers & establishment of Training Academy for officers, taking required steps to increase salary and allowances that were proposed to increase in some occasions but not increase.
- Allocation from Annual Budget was not sufficient to repair existing buildings (disposed due to unsuitability) at Welikada and Kalutara Prisons and therefore a separate allocation must be made to repair damage buildings that are threat to security of inmates, to due standards
- Identifying methods of utilizing prison labour force productively and new State and Private Joint Projects
- Modern technological security equipments must be used to prevent entering prohibited items inot prisons however cost that could not be provided within the limit of allocation from Annual Budget.
- In some incidents reported from prisons, clearly visible fact was that bad behavior of hand full of prison officers. By avoiding these, attitudes of all prison officers must be improved to take prison reforms to due direction.
- In parallel with the construction of Colombo Prison Complex, providing allocation from budget to purchase necessary furniture, office equipments, and technological Security equipments in rehabilitating other prison institutes.
- Making amendments to Prison Ordinance and its rules and fulfilling procedure of obtaining approval for them.
- Implementation of health reforms in five-year plan of the Deptmt of Prisons that must be operated in corporation with the Ministry of Health.
- Introduction of an appropriate methodology that makes a better atmosphere forfemale inmates in socio reintegrating as better citizens atthe expiration of their sentence as well. Preparing a procedure to open training opportunities for female inmates.



## CHAPTER 2

- Composing a explicit rehabilitating program for young offenders and helping them in developing their vocational skills. Also, detaining young female offenders separately and composing specific rehabilitation program for them as well.
- Building a rehabilitation model based on case studies required for rehabilitating special typed prisoners.

### Future Goals -

- Allocation from future years to build completely remaining prison buildings and to provide other services at Palekele Prison.
- Improvement of remaining infrastructure facilities required to turn Weeravila Open Prison Camp into a rehabilitation center that could provide treatment and rehabilitation to drug addicted inmates
- Completion of construction work of ward complex built at Pallansena Prison Premises.
- Commencement of planning and design work of the administrative building of Wariyapola Prison Expanding Project.
- Doing future planning and designing work of other buildings including administrative building at Mahara Prison
- Doing required work of planning and designing formal sewage systems for identified prisons from budget allocations that were allotted to improve inmates' sanitary facilities
- Working together with the State Ministry of Urban Development, Coastal Conservation, Waste Disposal and Community Cleanliness and the State Ministry of Prison Management and Prisoners Rehabilitation for future work of expanding Colombo Prison Complex.
- Construction of administrative building at Boossa Prison and renovation of Old Prison Building.
- Instead of Traditional Personal Detector Scanner that were used at prison to search illegal items, installation of security camera system at Dumbara, Galle, Anuradhapura, Matara, and Wariyapola Prisons. Also, Provision of parcel scanners, body scanners, telephones and related searching equipments and walk through to needy prisons from limited allocation from budget and assistant from Presidential Task Force.
- According to relocation of Mahara Prison, Policy Agreement of the Department of National Planning was received in 2016 to build the Matara Remand Prison at the land in an extent of about 3.108 Hectares next to new Court Complex at Kotavilawatta area. Accordingly, in terms of Cabinet Decision on 06.08.2018, though approval was received for the completion of construction with mid term budget frame under the expenditure estimate of Rs.2950/-, allocation requested under the budget 2019,2020,2021 was not allotted. Therefore, it has been aimed to commence the project offer allotting required allocation for design and planning in 2023

- Technical faults that disturbed the operation of the Inmates Information System were corrected at all prisons except the Mahara Prison. Further, needed computers and other accessories were provided to enter data only through the system completely. Accessories were identified in order to enter biodata into the system and then the relevant software was developed. Also, in parallel with the construction of administrative building, networking was done at Mahara Prison.
- Obtaining necessary approval to the Service Minute that converts Prison Service into a Professional Service.
- Carrying out recommendations from the Five Person Committee Report to Mahara Prison Riot.
- Implementation of fields in Five Year Plan of the Department of Prisons and review progress.
- Carrying out main requirements identified by the study of Sri Lankan Prison System by the Sri Lanka Human Rights Commission and related recommendations.



**H.M.T.N. Upuldeniya**  
Commissioner General of Prisons





### Passing out of SPEAT Force Officers

The passing out ceremony of 194 Officers who had legally left service from Sri Lanka Tri Forces after 12 years of service and were recruited to the Department of Prisons for the first time in history as Officers of the Prison's Emergency Action Tactical Force, was held under the patronage of the Defense Secretary, Major General G.D.H.Kamal Gunarathne (Retired) at the Angunakolapelessa Prison Ground.

### Implementation of House Arrest in Sri Lanka.

The Department of Prisons, by giving priority to Prisons Reforms, carries out projects as per the Five-Year Plan. Department has identified specific matters need be reformed accordingly, and given priority to minimize prison congestion within the five-year plan prepared with remedies and proposed short, middle and long-term solutions. As a solution to prison congestion as well as an alternative to keep custody for small offences, Five Year Plan has proposed to carry out home confinement even in Sri Lanka like other countries where better correctional methods are used, The United Nations Standard Minimum Rules for Non-Custodial Measures (The Tokyo Rules) also promotes these types of alternatives. Hon. Minister of Justice handed over a proposal to the secretary to the ministry at the "Janaabhimuwa", Better Access to Justice, a mobile service program held in Northern Province.





## CHAPTER 2

### “Access to Justice” Mobile Service



With the intention of making His Excellency the President's policy statement 'Vistas of Prosperity' a reality, the Ministry of Justice and its affiliated institutions launched “Adhikaranabimani”, “A Better Access to Justice” a mobile service for the Public of the Northern Province at the Kilinochchi Central College. Accordingly, awareness programs were conducted covering Kilinochchi, Jaffna, Mullaitivu, Mannar, and Vavuniya districts on the functions of all the institutions under the purview of the Ministry of Justice. Aim of this endeavor was to provide an overall knowledge about peace and reconciliation for people of the Northern Province. The Department of Prisons participated to the mobile service as well.

- \* Providing solutions to problems rose by relatives of remand and convicted prisoners.
- \* E-Visit facility has been introduced to relations of remand and convicted prisoners in Northern Province who were unable to visit their relative in any prison in Sri Lanka due to Covid -19 condition.
- \* Educating northern People about the Recruitment Procedure of Prisons Officers.
- \* Provision of necessary steps to obtain legal aid to legal issues of remand and convicted prisoners in Northern Province and giving legal advice.
- \* Provision of solutions to problems raised by Prison officers in Northern Province.
- \* Carrying out an awareness program on prevention from abusing to drugs and committing crimes by school students in Vavuniya, Mannar, Jaffna, Mullathive Districts in Northern Province.



## CHAPTER 2

### Train Prison Officers as HIV (AIDS) Trainers of Trainers

The Department of Prisons, in collaboration with the Ministry of Health, held a three days seminar at the CRTC for a team of 20 male and female Officers to educate about inmates about STDs, methods to be followed to protect themselves from those diseases and to introduce about proper methodology as well as awareness programs for Prison Officers and training programs for trainers (training of trainers' programs) once a month and a programme to educate prison inmates on STDs and precautionary methods to be taken in order to prevent such disease



### Develop Inmates skills by Training

As a further step of inmates' rehabilitation programs, Avant Garde (PVT) Ltd, together with the Department of Prisons appreciated inmates' skills and talents and socio reintegrate them as better citizens through technical skills development. It expects to award certificate to first batch, add trained inmates to country' labour force, direct them to foreign jobs and provide with foreign languages, strengthen inmates and build up economic state of those families. Project operates as a partnership project between the state and private sectors.





## CHAPTER 2

ඩව්වෙහ්  
හවුල-2

“**Spiri Ge Pamula -2**”, a collection of 106 poems written by prison inmates selected from prisons island wide, was launched under the patronage of Hon. Minister of Justice, President Attorney at Law, Mr. Ali Sabri at the Auditorium of Mahaweli Center



## Prison Agriculture Promotion

According to a concept of the Hon. Minister of Justice, Prison Affairs and Constitutional Reforms and the President Attorney at Law, Dr. Wijeyadasa Rajapakshe and under the supervision of the Commissioner General of Prisons, Mr. Thushara Upuldeniya, a proposal that has been prepared to deploy inmates' labour productively in agricultural sector as well as other industries in prisons, to use bare lands of the department to cultivate, to obtain consultancy from the Department of Agriculture and to use inmates' labour in other industries, was handed over to the Hon. Minister





## CHAPTER 2

### Develop Prison Industries

United Nations Office on Drug and Crime (UNODC) officially handed over some necessary equipments such as sawing machines, compressor, welding plant, safety helmets, carpentry equipments, and other various equipments to the Department of Prisons.



### Passing out of 103 A Prison Guards

After preliminary training at Agnunkolapelessa Training School, a passing out parade for 204 newly recruited prison guards including 181 male and 23 female officers from 103- A Batch, was held at the Angunkolapelessa prison ground under the patronage of the Commissioner General of Prisons, Mr. Thushara Upuldeniya.





## CHAPTER 2

### “Saru sara” From Prison to Agriculture

As an alternative to food crises prevailed in the country today, a cultivation promoting program under the theme of “Sarusara Sipiri Geyin Govi Bimata” has been started by using inmates’ labour productively. Hon. Minister of Justice, Prison Affairs and Constitutional Reforms, Dr. Wijeyadasa Rajapakshe had an observational tour to the cultivation at the Training Center for Young Offenders- Pallansena.



### “Sipiri Nena Sala”

The main objective of the Department of Prisons is to rehabilitate and socio reintegrate prison inmates as better citizens. Many rehabilitation programs and activities are carried out in accomplishing the task. Accordingly, a library project called “Sipiri Nena Sala” has been launched in prisons. Improvement of reading appetite of inmates is the main purpose of the project. On behalf of International Literature Month and Prisoners day, Sri Lanka Women Lawyers’ Association and “Sri Lanka Vidwath Vurthika Sangamaya” have donated necessary books and book shelves.





## CHAPTER 2

### Towards True Freedom

A variety of rehabilitation methods and programs are carried out in achieving main objectives of the Department of Prisons to rehabilitate and socio integrate prisoners with various charges as better citizens. Another program that helped to improve attitudes of inmates under the theme of “Vihanga”, “going for true freedom from prison to a super life”, was held at “Paboda Meth Sevana” Treatment and Rehabilitation Center –Ambepussa under the guidance of Ven.Ududumbara Kashayapa Thero



### Passing out of 103 B Prison Guards

A passing out parade for 195 newly recruited prison guards including 175 male and 20 female officers of 103-B Batch, was held at the Angunakolapelessa Prison Ground under the patronage of the Hon.Minister of Justice, Prison Affairs and Constitutional Reforms, the President Attorney at Law, Dr. Wijeyadasa Rajapakshe at the Angunakolapelessa Prison Ground.





## CHAPTER 2

### Best Tamil Novel at State Literary Festival - 2022

The State Literary Award-2022 that was organized annually to give accolade to Sri Lankan litterateur, was held in grandeur at the BMICH-Colombo under the patronage of His Excellence President, Ranil Wickramasinghe. The novel “Adurasalei” was awarded as the best independent Tamil Navel written by 42 years old LTTE inmate behind bars for 16 years at Magazine Prison. Inmate who was an engineering graduate from Moratuwa University, wrote 07 Tamil novels and 01 English book. All these books have been shortlisted for awards at the State Literacy Festival. Also, he won the State Literacy Award for best Tamil Novel in 2016



### Ves Dancers Kala Eli Mangalya

Improving art skills in inmates could lead to achieve self discipline and socio reintegrate inmates as better citizens. Ten inmate dancers who were trained by Prison Rehabilitation Officers, wore “Ves” (Headdress) at Welikada Prison and Prisoners Welfare Association sponsored the event.





## CHAPTER 2

### Inter Prisons Tennis Championship - 2022

Inter Prison Tennis Championship-2022 was held at Prison Tennis Court ceremonially under the patronage of the Commissioner General of Prisons, Mr. Thushara Upuldeniya. 130 players from 16 prison institutes participated to the competition and championship was held under several age categories and Colobo Remand Prison Team led by the Assistant Superintendent of Prisons, Mr. Rajeew Srimal de Silva won the overall prison championship.



### Best Annual Report and Accounts Award

The annual conference of the Association of Public Finance Accountants (APFA) and Awarding Ceremony for Best Performance Report and Accounts were held at Bandaranayake Memorial International Conference Hall (BMICH)– Colombo. Ceremony has, jointly been organized by the Associated Chartered Accountants of Sri Lanka and Association of Public Finance Accountants of Sri Lanka. Department of Prisons was awarded Golden Award, on the first attempt, to best Performance Report and Accounting under Departmental Category.





## CHAPTER 2

### Sira Sara Shilpa - 2022

Opening of the “Sira Sara Shilpa 2023”, Industrial and Marketing Exhibition to showcase the creative skills of inmates held under the patronage of the Minister of Justice, Prison Affairs and Constitutional Reforms, President’s Attorney, Mr. Wijeyadasa Rajapaksha.



### Passing out of 103 B Prison Guards

A passing out ceremony of newly recruited prison guards was held at the Angunakolapelessa Prison Ground under the patronage of the Hon. Minister of Justice, Prison Affairs and Constitutional Reforms, the President’s Attorney, Dr. Wijeyadasa Rajapaksha at the Angunakolapelessa Prison Ground. Total number of 191 officers including 172 male and 19 female officers passed out and talented both male and female officers were awarded by the minister.



### 3.1 Financial Performance Statement

ACA-F

#### Statement of Financial Performance for the period ended 31st December 2022

| Budget 2022          | Note   | Actual               |                      |
|----------------------|--|----------------------|----------------------|
| Rs.                  |  | 2022<br>Rs.          | 2021<br>Rs.          |
| -                    | <b>Revenue Receipts</b>  | 65,589,108           | 73,706,979           |
| -                    | Income Tax   | 1                    | -                    |
| -                    | Taxes on Domestic Goods & Services                               | 2                    | -                    |
| -                    | Taxes on International Trade                                     | 3                    | -                    |
| 67,000,000           | Non Tax Revenue & Others   | 4                    | 73,706,979           |
| <b>67,000,000</b>    | <b>Total Revenue Receipts (A)</b>                                | <b>65,589,108</b>    | <b>73,706,979</b>    |
| -                    | <b>Non Revenue Receipts</b>                                      | <b>8,602,085,770</b> | <b>7,031,814,009</b> |
| -                    | Treasury Imprests  | 8,312,308,000        | 6,689,446,000        |
| -                    | Deposits   | 36,898,582           | 63,202,407           |
| 250,000,000          | Advance Accounts   | 252,879,188          | 279,165,602          |
|                      | Other Main Ledger Receipts                                       | -                    | -                    |
| <b>250,000,000</b>   | <b>Total Non Revenue Receipts (B)</b>                            | <b>8,602,085,770</b> | <b>7,031,814,009</b> |
| -                    | <b>Total Revenue Receipts and Non Revenue Receipts C=(A)+(B)</b> | <b>8,667,674,878</b> | <b>7,105,520,988</b> |
|                      | Remittance to the Treasury (D)                                   | 30,093,893           | 4,910,897            |
|                      | <b>Net Revenue Receipts &amp; Non Revenue Receipts E=(C)-(D)</b> | <b>8,637,580,986</b> | <b>7,100,610,092</b> |
| -                    | <b>Less: Expenditure</b>   |                      |                      |
| -                    | <b>Recurrent Expenditure</b>                                     |                      |                      |
| 4,599,240,000        | Wagas, Salaries & Other Employment benefits                      | 5                    | 4,546,016,496        |
| 4,085,005,000        | Other Goods & Service  | 6                    | 3,501,665,097        |
| 21645000             | Subsidies, Grants and Transfers                                  | 7                    | 21,278,315           |
| -                    | Interst Payments   | 8                    | -                    |
| -                    | other Trcurrent Expenditure                                      | 9                    | -                    |
| <b>8,705,890,000</b> | <b>Total Recurrent Expenditure (F)</b>                           | <b>8,068,959,907</b> | <b>6,544,158,600</b> |
|                      | <b>Capital Expenditure</b>                                       |                      |                      |
| 67,450,000           | Rehabilitation & Improvement of Capital Assets                   | 10                   | 55,990,416           |
| 305,555,000          | Acquisition of Capital Assets                                    | 11                   | 250,695,654          |
| -                    | Capital Transfers  | 12                   | -                    |
| -                    | Acquisition of Financial Assets                                  | 13                   | -                    |
| 4,955,000            | Capacity Building  | 14                   | 4,615,868            |
| 21,750,000           | Other Capital Expenditure  | 15                   | 15,660,821           |
| <b>399,710,000</b>   | <b>Total Capital Expenditure (G)</b>                             | <b>326,962,758</b>   | <b>507,280,297</b>   |
| 260,000,000          | Deposit Payments   | 52,422,491           | 146,514,007          |
|                      | Advance PAYments   | 295,105,983          | 297,204,193          |
|                      | Other Main Ledger Payments                                       | -                    | -                    |
|                      | <b>Total MAIn LEdger Expenditure (H)</b>                         | <b>347,528,475</b>   | <b>296,389,089</b>   |
|                      | <b>Total Expenditure I=(F+G+H)</b>                               | <b>8,743,451,140</b> | <b>7,347,827,985</b> |
| <b>9,682,600,000</b> | <b>Balance as at 31st December J=(E-I)</b>                       | <b>(105,870,154)</b> | <b>(247,217,893)</b> |
|                      | <b>Balance as per the Impreast Reconcilistion Statement</b>      | <b>(105,870,154)</b> | <b>(247,217,893)</b> |
|                      | <b>Imprest Balance as at 31st December</b>                       | <b>(105,870,154)</b> | <b>(247,217,893)</b> |



# CHAPTER 3

## 3.2 Statement of Financial Position

ACA-P

### Statement of Financial Position As at 31st December 2022

|                                     | Note       | Actual<br>2022<br>Rs  | 2021<br>Rs           |
|-------------------------------------|------------|-----------------------|----------------------|
| <b>Non Financial Assets</b>         |            |                       |                      |
| Property, Plant & Equipment         | ACA-6      | 10,223,624,941        | 9,812,358,937        |
| <b>Financial Assets</b>             |            |                       |                      |
| Advance Accounts                    | ACA-5/5(a) | 219,281,135           | 177,054,339          |
| Cash & Cash Equivalents             | ACA-3      | -                     | -                    |
| <b>Total Assets</b>                 |            | <b>10,442,906,075</b> | <b>9,989,413,277</b> |
| <b>Net Assets / Equity</b>          |            |                       |                      |
| Net Worth to Treasury               |            | 79,002,387            | 21,251,683           |
| Property, Plant & Equipment Reserve |            | 10,223,624,941        | 9,812,358,937        |
| Rent and Work Advance Reserve       | ACA-5(b)   | -                     | -                    |
| <b>Current Liabilities</b>          |            |                       |                      |
| Deposits Accounts                   | ACA-4      | 140,278,748           | 155,802,657          |
| Unsettled Imprest Balance           | ACA-3      | -                     | -                    |
| <b>Total Liabilities</b>            |            | <b>10,442,906,075</b> | <b>9,989,413,277</b> |

Detail Accounting Statements in ACA format Nos. 1 to 7 presented in pages from 23 to 36 and Notes to accounts presented in pages from 37 to 42 form an integral part of these Financial Statements. The Financial Statements have been prepared in complying with the Generally Accepted Accounting Principles whereas most appropriate Accounting Policies are used as disclosed in the Notes to the Financial Statements and hereby certify that figures in these Financial Statements, Notes to accounts and other relevant accounts were reconciled with the Treasury Books of Accounts and found in agreement.

We hereby certify that an effective internal control system for the financial control exists in the Reporting Entity and carried out periodic reviews to monitor the effectiveness of internal control system for the financial control and accordingly make alterations as required for such systems to be effectively carried out.

Chief Accounting Officer  
Name :  
Designation :  
Date : 23/02/2023

Wasantha Perera  
Secretary  
Ministry of Justice, Prison Affairs and  
Constitutional Reforms  
No. 19, Sri Sangaraja Mawatha,  
Colombo 10.

Accounting Officer  
Name :  
Designation :  
Date : 23/02/2023

H.M.T.N. Upuldeniya  
Commissioner General of Prisons  
Prison Headquarters  
Colombo 09.

Chief Financial Officer/ Chief Accountant/  
Director (Finance)/ Commissioner (Finance)  
Name :  
Date : 23/02/2023

R.M.N.K.K. Abeyrathna  
Commissioner of Prisons (Finance)  
Prison Headquarters  
Colombo - 09.

# CHAPTER 3

3.3

## Cash Flow Statements

ACA-C

### Statement of Cash Flows for the period ended 31st December 2022

|  | Actual               |                      |
|--|----------------------|----------------------|
|  | 2022<br>Rs.          | 2021<br>Rs.          |
| <b><u>Cash Flows from Operating Activities</u></b>                             |                      |                      |
| Total Tax Receipts   | -                    | -                    |
| Fees, Fines, Penalties and Licenses  | -                    | -                    |
| Profit   | -                    | -                    |
| Non Revenue Receipts   | -                    | -                    |
| Prisons Industrial and Agricultural Advance Account Revenue Receipts           | 65,589,108           | 73,706,979           |
| Revenue Collected on behalf of Other Revenue Heads                             | 187,545,468          | 165,278,506          |
| Imprest Received   | 8,312,308,000        | 6,689,446,000        |
| Recoveries from Advance  | 253,761,623          | 279,579,495          |
| Deposit Received   | 36,898,582           | 63,202,407           |
| <b>Total Cash generated Operations (A)</b>                                     | <b>8,856,102,781</b> | <b>7,271,213,388</b> |
| <b><u>Less - Cash disbursed for:</u></b>                                       |                      |                      |
| Personal Emoluments & Operating Payments                                       | 8,039,492,743        | 6,520,316,575        |
| <b>Subsidies &amp; Transfer Payments</b>                                       | <b>21,278,315</b>    | <b>22,316,182</b>    |
| Expenditure incurred on behalf of Other Heads                                  | 118,490,145          | 38,253,765           |
| Imprest Settlements to Treasury  | 30,093,893           | 4,910,897            |
| Advance Payments   | 295,105,983          | 254,190,046          |
| Deposit Payments   | 52,422,491           | 42,511,042           |
| <b>Total Cash Disbursed for Operations (B)</b>                                 | <b>8,556,883,570</b> | <b>6,882,498,508</b> |
| <b>NET CASH FLOW FROM OPERATING ACTIVITIES (C)=(A)-(B)</b>                     | <b>299,219,211</b>   | <b>388,714,880</b>   |
| <b><u>Cash Flows from Investing Activities</u></b>                             |                      |                      |
| Interest   | -                    | -                    |
| Dividends  | -                    | -                    |
| Divestiture Proceeds & Sale of Physical Assets                                 | -                    | -                    |
| Recoveries from On Lending   | -                    | -                    |
| <b>Total Cash generated from Investing Activities (D)</b>                      | <b>-</b>             | <b>-</b>             |
| <b><u>Less - Cash Disbursed for:</u></b>                                       |                      |                      |
| Purchases or Construction of Physical Assets & Acquisition of Other Investment | 299,219,211          | 388,714,880          |
| <b>Total Cash Disbursed for Investing Activities (E)</b>                       | <b>299,219,211</b>   | <b>388,714,880</b>   |
| <b>NET CASH FLOW FROM INVESTING ACTIVITIES (F)=(D)-(E)</b>                     | <b>(299,219,211)</b> | <b>(388,714,880)</b> |
| <b>NET CASH FLOW FROM OPERATING &amp; INVESTMENT ACTIVITIES (g)=(C)+(F)</b>    | <b>-</b>             | <b>-</b>             |
| <b><u>Cash Flows from Financing Activities</u></b>                             |                      |                      |
| Local Borrowings   | -                    | -                    |
| Foreign Borrowings   | -                    | -                    |
| Grants Received  | -                    | -                    |
| <b>Total Cash Generated from Financing Activities (H)</b>                      | <b>-</b>             | <b>-</b>             |
| <b><u>Less - Cash Disbursed for:</u></b>                                       |                      |                      |
| Repayment of Local Borrowings  | -                    | -                    |
| Foreign Borrowings   | -                    | -                    |
| <b>Total Cash Disbursed for Financing Activities (I)</b>                       | <b>-</b>             | <b>-</b>             |
| <b>NET CASH FLOW FROM FINANCING ACTIVITIES (J)=(H)-(I)</b>                     | <b>-</b>             | <b>-</b>             |
| <b>Net Movement Cash (K) = (G) + (J)</b>                                       | <b>-</b>             | <b>-</b>             |
| <b>Opening Cash Balance as at 01st January</b>                                 | <b>-</b>             | <b>-</b>             |
| <b>Closing Cash Balance as at 31st December</b>                                | <b>-</b>             | <b>-</b>             |

### Statement of Losses and Waivers

(Losses under F.R. 106 and F.R. 113)

Expenditure Head No : 232 Ministry / Department / District Secretariat : Department of Prisons  
Programme No. & Title : 01 - Operational Activities

Annexure-(i)

#### (i) Statement of Losses Recovered/Written off/Waived off during the year.

|       | Value         | No. of Cases | Total Amount (Rs.) |
|-------|---------------|--------------|--------------------|
| Below | Rs. 25,000.00 | 9            | 157,950            |
| Over  | Rs. 25,000.01 | 18           | 1,742,417          |
| Total |               | 27           | 1,900,367          |

#### Classification of the cases by nature of Losses.

|       | No. of Cases | Value |
|-------|--------------|-------|
| No    | No           | No    |
| No    | No           | No    |
| Total |              |       |

#### (ii) Statement of Losses being held to be Written off/Waived off or recoverable so far

|       | Value         | No. of Cases | Total Amount (Rs.) |
|-------|---------------|--------------|--------------------|
| Below | Rs. 25,000.00 | 108          | 882,471            |
| Over  | Rs. 25,000.01 | 165          | 83,712,450.00      |
| Total |               | 273          | 84,594,921         |

#### Age Analysis per (ii)

|                      | No. of Cases | Amount |
|----------------------|--------------|--------|
| Less than five years |              |        |
| 5-10 years           |              |        |
| Over 10 years        |              |        |
|                      |              |        |

#### Classification of the cases by Nature of Losses - (Less than 05 years)

- 1 Accident to the Car No KD-3716 of Prison Headquarters, taken place on January 10, 2022 in Baseline Road.
- 2 Accident to the Bus No 63-2914 of Bogambara prison, taken place on January 13, 2022 in Matale Ukuwela Area.
- 3 Accident to the Car No KD-3718 of Prison Headquarters, taken place on February 01, 2022 in Kalagedihena Area.
- 4 Accident to the Car No KD-3718 of Prison Headquarters, taken place on March 08, 2022 in Panchikawatta Area.
- 5 Accident to the Car No KA-6939 of Prison Headquarters, taken place on March 08, 2022 in Borell Wanatamulla Area.
- 6 Accident to the Car No CAC-9164 of Prison Headquarters, taken place on March 14, 2022 in Headquarters Premises
- 7 Accident to the Car No CAC-9164 of Prison Headquarters, taken place on March 25, 2022 in Sangaraja Mawata
- 8 Accident to the Car No KM-0899 of Prison Headquarters, taken place on March 28, 2022 in Wattala Area
- 9 Accident to the Bus No 62-3339 of Prison Headquarters, taken place on April 04, 2022 in Mathugama Area
- 10 Accident to the Bus No NB-6203 of Colombo remand prison, taken place on May 09, 2022 in Koswatta Area
- 11 Accident to the Bus No NC-1844 of Colombo remand prison, taken place on May 09, 2022 in Radawadunna Area
- 12 Accident to the Car No CAB-9713 of Prison Headquarters, taken place on July 20, 2022 in Dematagoda Area

Value (Rs.)

20,000  
121,200  
65,000  
29,400  
60,355  
55,300  
9,000  
8,000  
176,500  
916,000  
413,500



|  |         |
|--|---------|
| 13 Accident to the Car No CAB-9713 of Prison Headquarters, taken place on July 20, 2022 in Dematagoda Area                                   | 7,900   |
| 14 Accident to the Van No NB-3013 of Prison Headquarters, taken place on July 21, 2022 in Dematagoda Area                                    | 13,000  |
| 15 Accident to the Cab No PF-7596 of Magazine Prison, taken place on August 12, 2022 in Ranna Area   | 31,000  |
| 16 Accident to the Car No KD-3718 of Prison Headquarters, taken place on September 15, 2022 in Kadawatha Ederamulla Area                     | 4,700   |
| 17 Accident to the Car No KD-3718 of Prison Headquarters, taken place on September 15, 2022 in Kadawatha Ederamulla Area                     | 56,000  |
| 18 Accident to the Cab No 57-4690 of Welikada Prison, taken place on September 16, 2022 in Welikada Premises                                 | 75,250  |
| 19 Accident to the Bus No HM-8655 of Welikada Prison, taken place on October 14, 2022 in Welikada Premises                                   | 51,500  |
| 20 Accident to the Bus No 61-6124 of Jaffna Prison, taken place on October 17, 2022 in Nekeththegama Area                                    | 116,000 |
| 21 Accident to the Van No NC-2661 of Colombo remand prison, taken place on October 22, 2022 in CRP Premises                                  | 144,350 |
| 22 Accident to the Bus No 60-5987 of Bogambara prison, taken place on November 04, 2022 in Bakamoona Laggala Area.                           | 82,500  |
| 23 Accident to the Van No 252-3618 of Bogambara prison, taken place on November 11, 2022 in Pallekele Area.                                  | 30,000  |
| 24 Accident to the Car No CAB-9713 of Prison Headquarters, taken place on December 21, 2022 in Borella Wanathamulla Area                     | 10,800  |
| 25 Accident to the Cab No PF-7614 of Prison Headquarters, taken place on December 23, 2022 in Headquarters Premises.                         | -       |
| 26 Accident to the Car No KM-0894 of Prison Headquarters, taken place on January 04, 2021 in Wattala Enderamulla area.                       | 28,250  |
| 27 Accident to the Car No CAC-9164 of Prison Headquarters, taken place on February 27, 2021 in Minuwangoda area.                             | 13,600  |
| 28 Accident to the Cab No PF-7595 of Kuruwita Prison, taken place on February 26, 2021 near prisons lockup Balangoda.                        | 25,087  |
| 29 Accident to the Bus No NB-6211 of Kuruwita Prison, taken place on December 09, 2021 near 100th mile post on Embilipitiya Pelmadulla road. | 97,500  |
| 30 Accident to the Bus No NC-0615 of Monaragala Prison, taken place on June 24, 2021 in Padalangala junction.                                | 66,450  |
| 31 Accident to the Bus No GC-5245 of Jaffna Prison, taken place on July 28, 2021 near Omanihai police barrier.                               | 36,715  |
| 32 Accident to the Bus No GD-6615 of Jaffna Prison, taken place on October 25, 2021 inside the prison premises.                              | -       |
| 33 The Cab No PA-3158 Which belongs to Weerawila Prison met with an accident.  | 14,000  |
| 34 Accident to the Bus No NC-0593 of Galle Prison, taken place on August 29, 2021 in Ahungalla area.   | 204,535 |
| 35 Accident to the Bus No NC-0603 of CRP, taken place on May 25, 2021 in Kurunegala Dambulla road.   | 759,088 |
| 36 Accident to the Van No NC-5426 of CRP, taken place on November 22, 2021 in Seegiriya Digampathana area.                                   | -       |
| 37 Accident to the Van No NC-2664 of CRP, taken place on February 10, 2020 near magistrate court in Battaramulla area.                       | 44,100  |
| 38 Accident to the Bus No NC-0612 of CRP, taken place on February 18, 2020 in Parliament road.   | 85,200  |
| 39 Accident to the Bus No GD-6560 of Badulla prison, taken place on March 31, 2020 near Haggala botanical garden in Nuwaraeliya area.        | -       |
| 40 Accident to the Cab No PF-7586 of CRP, taken place on April 11, 2020 near SP's quarters.  | -       |
| 41 Accident to the Bus No NC-0612 of CRP, taken place on April 14, 2020 in front of the prison hospital.                                     | 33,000  |
| 42 Accident to the Lorry No LL-6233 of Thaldena Prison, taken place on May 17, 2020 inside the Thaldena prison premises.                     | 36,312  |
| 43 Accident to the Car No KR-7698 of Prison Headquarters, taken place on June 04, 2020 in front of the Headquarters.                         | 18,750  |
| 44 Accident to the Bus No 62-3336 of CRP, taken place on August 21, 2020 in Yakkala Weediawaththa area.                                      | 75,750  |
| 45 Accident to the Cab No PF-7585 of Prison Headquarters, taken place on January 31, 2020 in Kadugannawa area.                               | -       |
| 46 Accident to the Van No PH-1911 of Warekka Prison, taken place on September 13, 2020 in Puttalam Mannar road.                              | 50,400  |
| 47 Accident to the Bus No GC-5002 of CRP, taken place on September 22, 2020 in Welikanda Aselapura area.                                     | 13,100  |
| 48 Accident to the Car No KM-0894 of Prison Headquarters, taken place on October 05, 2020 near Borella Audit office.                         | -       |
| 49 Accident to the Cab No PF-7585 of Prison Headquarters, taken place on October 27, 2020 inside the Angumukolapelessa prison premises.      | -       |





|    |   |            |
|----|---|------------|
| 50 | Accident to the Van No PH-1909 of Kuruwita Prison, taken place on October 28, 2020 while coming back from Kuruwita Bank of ceylon.            | -          |
| 51 | Accident to the Cab No PF-7629 of Galle Prison, taken place on October 29, 2020 near Mahamodara hospital.                                     | 161,920    |
| 52 | The value of the damage caused due to the unrest created by the convicted and remand inmates in the Mahara prison on November 29, 2020.       | 24,037,368 |
| 53 | Accident to the Cab No PF-760 of Trincomalee Prison, taken place on December 23, 2020 inside the prison premises.                             | 101,569    |
| 54 | Accident to the Layland Bus No WP NC -0578 of Galle Prison, taken place on December 25, 2019 in Ambalanthota area.                            | -          |
| 55 | Accident to the Cab No 52-4801 of Angunakolapelessa Prison, taken place on November 15, 2019 due to a buffalo disturbance.                    | -          |
| 56 | Accident to the Bus No GD-6658 of CRP, taken place on August 14, 2019 near CRP.   | -          |
| 57 | Accident to the Bus No 63-0503 of Kalutara prison, taken place on August 23, 2019 near Kalutara prison.                                       | 10,500     |
| 58 | Accident to the Cab No PF-7599 of Jaffna prison, taken place on August 11, 2019 near Jaffna prison.   | 171,052    |
| 59 | Accident to the Mitsubishi L-300 vehicle No JN-6438 of Welikada prison, taken place on August 09, 2019 near Ananda College in Maradana area.  | 551,550    |
| 60 | Accident to the Bus No GD-6658 of CRP, taken place on August 09, 2019 near CRP.   | -          |
| 61 | Accident to the Van No NC-2664 of CRP, taken place on August 09, 2019 near Anuradhapura prison.   | 40,400     |
| 62 | Accident to the Bus No GK-1041 of CRP, taken place on August 09, 2019 near CRP.   | 139,500    |
| 63 | Accident to the Van No NC-2664 of CRP, taken place on August 09, 2019 in Maradana Junction.   | 36,000     |
| 64 | Accident to the Cab No PF-7586 of CRP, taken place on July 08, 2019 near CRP.   | 53,750     |
| 65 | Accident to the Cab No 52-4801 of Angunakolapelessa Prison, taken place on June 26, 2019 in Angunakolapelessa area while parking on the road. | 40,000     |
| 66 | Accident to the Van No PH-1916 of Vavuniya Prison, taken place on March 25, 2019 near Vavuniya General Hospital.                              | 16,650     |
| 67 | Accident to the Van No NC-266 of CRP, taken place on March 12, 2019 in CRP premises.  | 25,325     |
| 68 | Accident to the Van No GY-0688 of Angunakolapelessa Prison, taken place on January 19, 2019 near Angunakolapelessa Prison.                    | 70,300     |
| 69 | Accident to the Cab No PF-7585 of Prison Headquarters, taken place on January 01, 2019 in Bandarawela area.                                   | 19,650     |
| 70 | Accident to the Bus No JK - 7785 of Kegalle Prison, taken place on December 16, 2018 near Kegalle Prison.                                     | 28,000     |
| 71 | Accident to the Bus No NA - 8445 of CRP, taken place on December 12 2018 in vauxhall street Colombo 02.                                       | 61,450     |
| 72 | Accident to the Bus No NC - 058 of Matara Prison , taken place on December 06, 2018 near Navy Camp in Galle area.                             | 218,975    |
| 73 | Accident to the Cab No PF - 7585 of Prison headquarters ,taken place on December 06,2018 near SP's quarters.                                  | 56,050     |
| 74 | Accident to the Car No KM - 0899 of Prison headquarters ,taken place on November 27, 2018 in Baseline road near the Magazine Prison.          | 43,700     |
| 75 | Accident to the vehicle no. JQ - 6624 of prison headquarters taken place on November 24, 2018 in Dematagoda area                              | 13,400     |
| 76 | Accident to the Bus No NC - 2664 of colombo remand prison , taken place on November 10,2018 near the Ambalangoda Bus Stand                    | 168,000    |
| 77 | Accident to the Bus No GK - 1043 of Anuradhapura Prison, taken place on October 24, 2018 in Anuradhapura Padeniya road near Brahmanagama area | 480,650    |
| 78 | Accident to the Bus No 63-2901 of Batticaloa Prison, taken place on October 06,2018 in Hunnagiriya area                                       | 78,000     |
| 79 | Accident to the Bus No 63-3340 of Monaragala Prison, taken place on October 01,2018 Mahagodayaya area- Buttala                                | 6,000      |
| 80 | Accident to the Bus No 62 - 4415 of Colombo Remand Prison ,taken place on September 19,2018 near Borella Cemetery                             | 94,300     |
| 81 | Accident to the Bus No 62 - 4417 of Kuruwita Prison,taken place on September 09, 2018 in Moragala area - Eheliyagoda                          | 11,500     |
| 82 | Accident to the Car KR - 7698 of Prison headquarters,taken place on August 22 in Jawatta road -colombo 07                                     | 11,810     |
| 83 | Accident to the three Wheeler No GK - 8766 of Prison headquarters ,taken place on August 01,2018 in Prison headquarters premises              | -          |
| 84 | Accident to the Car No CAB - 9713 of Prison headquarters, taken place on July 17,2018 in Dematagoda area                                      | 44,575     |
| 85 | Accident to the Van no NC - 5424 of Prison headquarters, taken place on July 13,2018 in Katawatha town area                                   | 17,000     |
| 86 | Accident to the Car No CAC - 9164 of Prison headquarters, taken place on June 19,2018 in Kurunegala Negombo road near the Bulugahapitiya area | 151,482    |
| 87 | Accident to the Car No CAC - 2602 of Prison headquarters, taken place on June 18,2018 in Dematagoda Area.                                     | 52,500     |
| 88 | Accident to the Mitsubishi Cab no PF - 7593 of CRTC ,taken place on June 13,2018 near Thunmulla area -Bambalapitiya                           | 15,000     |
| 89 | Accident to the Mitsubishi Cab no PF - 7625 of Batticaloa Prison, taken place on June 07,2018 in Kalladi area -Batticaloa                     | 25,825     |
| 90 | Accident to the vehicle no.PH - 1910 of Galle Prison, taken place on March 06,2018 near Samudra Mawata-Galle                                  |            |





|   |                   |
|---|-------------------|
| 91 Accident to the vehicle no. NB - 6210 of Kalutara Prison, taken place on February 28, 2018 in Ethanamadala Area - Kalutara | 504,902           |
| 92 Accident to the vehicle no. PH - 1908 of Kalutara Prison, taken place on February 27, 2018 in Kalutara Prison Premises.    | 6,500             |
| 93 Accident to the vehicle no. PH - 1914 of Pallekale Open Prison, taken place on February 09, 2018 in Prison Premises.       | 81,900            |
| <b>Sub Total</b>  | <b>31,746,145</b> |

## Classification of the cases by Nature of Losses - (5 - 10 Years)

|  |           |
|--|-----------|
| 1 Accident to the vehicle no. KI - 1673 of Prison Headquarters, taken place on December 30, 2017 in Dematagoda area.                               | 255,155   |
| 2 Accident of falling a tree on bus no. NA-6134 of Polonnaruwa Prison, taken place on November 07, 2017 near Ridimaliyadda area                    | -         |
| 3 Accident to the vehicle no. KD-3718 of Prison Headquarters, taken place on August 12, 2017.  | -         |
| 4 Accident to the bus no. NB-6206 of Mahara Prison, taken place on September 09, 2017 in Kadolkele area- Negombo.                                  | 35,000    |
| 5 Accident to the bus no. GD - 6560 of Badulla Prison, taken place on August 27, 2017 near Kuda Oya Junction area-Dehiattakandiya.                 | -         |
| 6 Accident to the vehicle no. NC-5424 of Prison Headquarters, taken place on August 12, 2017 in Jaffna area.                                       | 2,955,202 |
| 7 Accident to the Van (Micro) no. PH-1915 of Monaragala Prison, taken place on August 22, 2017 in Kumbukana area- Monaragala                       | 254,775   |
| 8 Lost incurred to the building by breaking up by the young offender, (A-13) Madiushanka Rathnayake detained in Watareka Prison on August 19, 2017 | 1,638     |
| 9 Accident to the bus no. NA - 0889 of Colombo Remand Prison, taken place on July 30, 2017 in Colombo area.  | 4,750     |
| 10 Accident to the bus no. GK - 1046 of Mataru Prison, taken place on July 12, 2017 in Welligama area.   | 165,600   |
| 11 Accident to the Mitsubishi Cab no. PF-7612 of Monaragala Prison, taken place on July 05, 2017 on Monaragala Prison Premises.                    | 26,310    |
| 12 Accident to the van no. PH-1379 of Anuradhapura Prison, taken place on June 20, 2017 on Anuradhapura Prison Premises.                           | 13,596    |
| 13 Accident to the bus no. GK - 5287 of Monaragala Prison, taken place on June 28, 2017 near Bibila- Diyabubula area.                              | -         |
| 14 Accident to the bus no. 63 - 2914 of Bogambara Prison taken place on June 10, 2017 near Gamudawa clock tower Pallekelle.                        | 137,800   |
| 15 Accident to the bus no. NC - 0615 of Monaragala Prison taken place on June 05, 2017 in Mallattawala area - Wellawaya.                           | -         |
| 16 Accident to the car no. CAC - 9164 of Prison Headquarters taken place on May 26, 2017 in Colombo area.  | 144,051   |
| 17 Accident to the van no. NB-3013 of Prison Headquarters taken place on May 13, 2017 near Ananda College area                                     | 24,750    |
| 18 Accident to the bus no. NC-1850 of Mataru Prison taken place on April 08, 2017 in Beruwala area.  | 57,850    |
| 19 Accident to the bus no. NB-0582 of Mataru Prison taken place on April 24, 2017 in Beruwala area.  | 58,300    |
| 20 Accident to the bus no. 62-3339 of Kaluthara Prison, taken place on March 21, 2017 in Kalutara area.  | 6,875     |
| 21 Shooting at Kalutara Prison Bus No. NC-1847 on February 27, 2017 in Ethanamadala area in Kalutara.  | 825,239   |
| 22 Shooting at Kalutara Prison Bus No. 8443 on February 27, 2018 in Ethanamadala area in Kalutara.   | 288,345   |
| 23 Accident to the bus no. NC - 1856 of Kaluthara Prison, taken place on 15 February 2017 on Manugama Kalutara Road in Kalutara area.              | 70,550    |
| 24 Accident to the bus no. NC - 1847 of Kaluthara Prison, taken place on 27 December 2017 at Wadduwa   | 36,350    |
| 25 Accident to the bus no. NC - 1844 of Colombo Remand Prison taken place in Gokaralla Ibbagamuwa on 26 December 2016                              | 93,505    |
| 26 Accident to the bus no. PH 7627 of Negombo Prison, taken place at Negombo Prison premises on 21 November 2016                                   | 50,187    |
| 27 Accident to the bus no. JN 6438 of Welikada Prison, taken place on Dematagoda road kolonnawa on 15 November 2016                                | 68,500    |
| 28 Accident to the bus no. NC 5426 of Colombo Remand Prison, taken place in Biyagama area on 24 October 2016                                       | 291,571   |
| 29 Accident to the bus no. NC 0889 of Colombo Remand Prison, taken place in Biyagama area on 24 October 2016                                       | 105,357   |
| 30 Accident to the cab no. PF-7594 taken place on October 16, 2016 in front of quarters of the Superintendent of Welikada Prison                   | 487,797   |
| 31 Accident to the bus no. 62-3339 of Kalutara Prison taken place at Galpatha area at September 22, 2016   | 40,000    |
| 32 Accident to the bus no. 63-2898 of Kuruwita Prison taken place at Moraketiya area- Balangoda on September 22, 2016                              | 48,000    |
| 33 Accident to the bus no. NC- 1859 of Kuruwita Prison taken place at Warakotota area on Rathnapura- Badulla Road on August 22, 2016               | 49,800    |
| 34 Accident to the car no. 18-6357 of Bogambara Prison taken place in Bogambara Prison Premises on August 09, 2016.                                | 24,727    |
| 35 Accident to the Van no. PH -1910 of Galle Prison taken place in Ambalangoda area on July 06, 2016   | 226,115   |
| 36 Accident to the Ambulance no. LW-1003 of Welikada Prison taken place in front of the Welikada Prison Hospital Premises on July 01, 2016         | 53,437    |
| 37 Accident to the Bus no. NC-0608 of Wariyapola Prison taken place in Gajjaneggama area on Anuradhapura Kurunegala Road on June 16, 2016          | 95,500    |





|                  |   |                   |
|------------------|---|-------------------|
| 38               | Accident to the Van no. PH-1378 of Bogambara Prison taken place in the Bogambara Prison Premises on June 15, 2016                                       | 45,589            |
| 39               | Accident to the Ambulance no. GG-7357 of Badulla Prison taken place close to 35th KM Post on Randenigala Raja Mawatha on 09/06/2016                     | 542,000           |
| 40               | Accident to the Bus no. NC-1843 of Vauniya Prison taken place in Mannar area on May 15, 2016  | 329,000           |
| 41               | Accident to the Bus no. 63-2898 of Kuruwita Prison taken place in Welivita area - Mulleriyawa on May 03, 2016   | 51,363            |
| 42               | Accident to the Bus no. GD 6556 of Negombo Remand Prison taken place next to Mahoo Prison Lock up on April 26, 2016                                     | 46,606            |
| 43               | Accident to the Bus no. NC 0594 of Colombo Remand Prison taken place in Dematagoda area on April 08, 2016   | 28,258            |
| 44               | Accident by shooting to the Bus no. NC-0609 of Colombo Remand Prison closer to Dematagoda area on March 02, 2016.                                       | 311,247           |
| 45               | Accident of vehicle no. HQ-6162 of Anuradhapura Prison, taken place in Anuradhapura, Niwaththaka Chethiya Road on 28th December 2015                    | 96,000            |
| 46               | Accident on October 26, 2015 due to a fire in vehicle no. GY 0688 Parked at Prison Headquarters which belonged to Prison Headquarters.                  | 1,100,000         |
| 47               | Accident of vehicle no. GD-6597 of Bogambara Prison, taken place Near Mahiyangana Town on 20th September 2015   | 11,500            |
| 48               | Accident of vehicle no. PF - 7627 of Negombo Prison, taken place in Negombo, Near the Court Complex area on 17th October 2016                           | 18,152            |
| 49               | Accident of vehicle no. NC 2664 of Colombo Remand Prison, taken place in Borella Cotta Road on 14th July, 2014  | 498,179           |
| 50               | Accident of vehicle no. 250 - 4644 of Weeravila Prison, taken place in Thanamalvila area on 26th June 2015  | 567,800           |
| 51               | Accident of vehicle no. PF-7601 of Trincomalee Prison, taken place near Thambuthithagama, Musalpitiya, Primary school of area on 04th April, 2015       | 1,894,955         |
| 52               | Accident of vehicle no. 301-5498 of Prison Headquarters, taken place in Anuradhapura, Saliyawewa area on 11th February, 2015                            | 182,150           |
| 53               | Accident of vehicle no. NA-8442 of Negombo Prison, taken place in Kotadeniyawa area on 16th October, 2014   | 101,190           |
| 54               | Accident of vehicle no. GD-6591 of Kuruwita Prison, taken place in Aheliyagoda area on 14th October, 2014   | 54,550            |
| 55               | Accident of vehicle no. NA-6911 of Kalutara Prison, taken place in Kalutara - Wadduwa area on 06th August, 2014   | 45,600            |
| 56               | Accident of vehicle no. NA-6909 of Trincomalee Prison, taken place in Akuressa area on 28th June, 2014  | 33,000            |
| 57               | Accident of vehicle no. HM-8653 of Trincomalee Prison, taken place in Kurunegala area on 15th June, 2014  | 89,500            |
| 58               | Accident of vehicle no. GD-6597 of Bogambara Prison, taken place in Thennakumbura area on 5th May, 2014   | 37,300            |
| 59               | Accident of vehicle no. GK-1045 of Galle Prison, taken place near Samanala Play Ground -Galle on 18th March, 2014                                       | 67,000            |
| 60               | Accident of vehicle no. HQ-6162 of Anuradhapura Prison, taken place in Eriyagolla area on 25th January, 2014  | 163,500           |
| 61               | Accident taken place in Kegalle Town due to breaking of windscreen of vehicle no. HC-8012 of Kegalle Prison on 7th November 2013                        | 11,950            |
| 62               | Accident of cab no. PD-4394 of Prison Headquarters taken place near Ridgeward Arya Children's Hospital at Borella on 7th October                        | 625,487           |
| 63               | Accident of vehicle no. KR-7698 of Prison Headquarters taken place near Ridgeward Arya Children's Hospital at Borella on 7th                            | 740,588           |
| 64               | Accident of vehicle no. 62-3339 of Kaluthara Prison taken place near Peradeniya area on 17th September 2013   | 31,950            |
| 65               | Accident of vehicle no. 63-0503 of Kaluthara Prison taken place near the play ground at Kaluthara Prison on 20th August 2013                            | 149,100           |
| 66               | Accident of vehicle no. HM 8659 of Batticaloa Prison taken place in Gokarella area on 13th August 2013  | 195,200           |
| 67               | Accident of vehicle no. KD-3718 of Prison Headquarters taken place near ICC Work Shop at Mullaitive on 21st   | 35,800            |
| 68               | Loss from accident of vehicle No. PA-3158 of Weeravila Prison on 11th June 2013   | 15,100            |
| 69               | Accident taken place due to falling of a coconut from coconut tree adjacent to road on windscreen of vehicle no. GC-1301 of Thaldena Prison on 29th May | 35,000            |
| 70               | Accident taken place due to slamming of vehicle no. HP-0658 of Ambepussa Prison on Main gate of Ambepussa CCYO on 25th May, 2013                        | 38,455            |
| 71               | Accident of vehicle no. NA-6134 of Polonnaruwa Prison taken place in Dambulla area on 22nd January 2013   | 39,700            |
| 72               | Accident of vehicle no. NA-0893 of Negombo Prison taken place in Puttalam area on 1st January 2013  | 73,190            |
| <b>Sub Total</b> |   | <b>15,302,592</b> |

## Classification of the cases by Nature of Losses - ( Over 10 Years)

- 1 Damage from the raid taken place at Welikad Prison on November 09, 2012 (not accurately calculated yet)
- 2 Accident of vehicle no 62-4418 of Colombo Remand Prison taken place at Borella on 21st April 2013
- 3 Accident of vehicle no 62-3336 of Colombo Remand Prison taken place at Dematagoda on 30th April 2012

13,015,000  
47,800  
10,160



|    |   |            |
|----|---|------------|
| 4  | Damage due to unrest created by Prisoners in Magazine Prison on 24 January 2012.  | 15,097,751 |
| 5  | Accident of Motor Car No:- KI -1683 of Prison Headquarters taken place at Pasyala area on June 04, 2012   | 44,395     |
| 6  | The Vehicle No. JN - 6438 Which belongs to Prison Headquarters was Damaged on 18.11.2011.   | 262,401    |
| 7  | The Vehicle No. 19 - 3621 Which belong to Walikada Prison met with an accident on 23.09.2011.   | 400,000    |
| 8  | The Vehicle No. 62 - 4416 Which belongs to Mahara Prison met with an accident on 15.09.2011.  | 155,260    |
| 9  | The Vehicle No. 18 - 2200 Which belongs to Thaldena Prison met with an accident on 15.09.2011.  | 113,500    |
| 10 | The Vehicle No. 63 - 2898 Which belong to Kuruvita Prison met with an accident on 16.11.2011.   | 195,000    |
| 11 | Value of damage caused due to unrest created by Prisoners in Anuradhapura Prison on 24, 25 January 2011.  | 400,000    |
| 12 | The Vehicle No:- GC - 5002 which belongs to CRP met with an accident on 2.09.2010   | 146,525    |
| 13 | The Vehicle No:- NA - 6908 which belongs to Galle prison met with an accident on 02.02.2010   | 379,344    |
| 14 | Front side right signal lamp of the vehicle No:- 48-3103 which belong to the Walikada prison was damaged on 28.12.2009.                                   | 5,399      |
| 15 | Windscreen was broken vehicle No:-301-5523 which belong to the Pallekale prison damaged on 19.11.2009.  | 15,250     |
| 16 | Rear door and body part of the vehicle No:- 252-5068 which belong to the Pallekale prison damaged on 09.10.2009.  | 74,770     |
| 17 | The Vehicle No:- 63 - 0504 which belongs to CRP met with an accident on 29.05.2009  | 2,750      |
| 18 | The Vehicle No:- WPNA - 6908 which belongs to C.R.T.C. met with an accident on 04.01.2009   | 109,190    |
| 19 | The Vehicle No:- 60 - 6560 which belongs to Galle prison met with an accident on 01.09.2008   | 7,840      |
| 20 | The Vehicle No:- 62 - 1279 which belongs to Kalutara prison met with an accident on 16.06.2008  | 15,000     |
| 21 | The Vehicle No:- HQ - 6162 which belongs to Kegalle prison met with an accident on 16.06.2008   | 400        |
| 22 | The Vehicle No:- HQ - 6162 which belongs to Kegalle prison met with an accident on 16.06.2008   | 4,000      |
| 23 | The Vehicle No:- GD - 6555 which belongs to Kuruvita prison met with an accident on 23.05.2008.   | 76,000     |
| 24 | The Vehicle No:- GD - 6605 which belongs to Magazine prison met with an accident on 21.04.2008.   | 126,750    |
| 25 | The Bus No:-62-0503 which belongs to kalutara prison met with an accident on 05.01.2008.  | 850        |
| 26 | The vehicle No:- WPGC - 1041 which belong to Walikada prison met with an accident on 26.10.2007.  | 12,500     |
| 27 | The vehicle No:- GK-5289 which belong to the Badulla prison was damaged due to accidentally knocked with the main gate on 22.08.2007                      | 60,050     |
| 28 | The vehicle No:- 62-4715 which belong to the Galle prison was damage at the time of prevent of an accident on 03.08.2007.                                 | 138,935    |
| 29 | The vehicle No:- 63-2906 which belong to the anuradhapura prison was damage due to accidentally knocked with the main gate in Anuradhapura prison on 21.0 | 39,050     |
| 30 | The vehicle No:- 60-5520 which belong to Kegalle prison met with an accident on 15.11.2006.   | 243,890    |
| 31 | The vehicle No:- WPJE- 7783 which belongs to Matara prison met with an accident near by Mobile Police Moragalla on 17.03.2006.                            | 74,850     |
| 32 | Front side of the vehicle No:- 63-3281 which belong to the Tangalle prison was completely damaged on 21.12.2005.  | 500,000    |
| 33 | Body of front and rear side of the vehicle No:- 62-4415 which belong to the Galle prison was damaged on 02.12.2005  | 70,000     |
| 34 | At the front right side main glasses of the vehicle No:- 60 - 5988 which is belong to Mahara prison was damage on 28.10.2005.                             | 4,750      |
| 35 | Front face including parts of that area of the vehicle No:- 63-2898 which belong to the Kuruvita prison met with an accident on 28.02.2005                | 19,975     |
| 36 | The value of the damage caused due to the unrest created by the convicted and remand inmates in the Galle prison on 26.12.2004                            | 2,319,087  |
| 37 | Front signal light of the vehicle No:- WPGC - 5247 which belong to the Walikada prison was damaged on 08.06.2004.   | 7,783      |
| 38 | Front side right windscreen of the vehicle No:- WPGC - 5246 which belong to the Negambo prison was damaged on 27.05.2004.                                 | 4,300      |
| 39 | Gang has attacked on the vehicle No:- 60-5722 which belong to the CRP at Mavanella, Ganethenna on 22.05.2004  | 15,630     |
| 40 | Front side right main lamp of the vehicle No:- 62-4415 which belong to the Galle prison was damaged on 22.05.2004.  | 6,050      |
| 41 | Front side right windscreen of the vehicle No:- WPGC - 6597 which belong to the Bogambara prison was damaged on 22.05.2004.                               | 9,640      |
| 42 | Windscreen was broken hitting by a vacuum tub due to accidentally Vehicle No:- 60-5722 belong to the Walikada prison was damaged on 20.05.2004.           | 29,107     |
| 43 | Front right windscreen and part of the vehicle No:- WPGD - 6602 which belong to the Walikada prison was damaged on 20.05.2004.                            | 29,106     |
| 44 | Vehicle No:-60-0046 which belong to Magazine prison met with an accident on 24.04.2004.   | 1,395      |
| 45 | Front face of the vehicle No:-63-0503 which belong to the Kalutara prison was damaged on 02.03.2004.  | 69,000     |
| 46 | Roof cover and the seat cover were burnt of the three wheeler No:- WPHQ - 4805 belong to new Polonnaruwa remand prison on 28.02.2004.                     | 9,050      |





# CHAPTER 3

|   |         |
|---|---------|
| 47 Rear buffer and parts of the vehicle No:- WPHQ-6558 which is belong to the CRP was damage on 26.02.2004.   | 16,250  |
| 48 Emergency rear door of the vehicle No:- WPGC - 6603 which belong to the Boossa prison was damaged on 28.01.2004.   | 3,695   |
| 49 Rear side main glass of the vehicle No:- 60 - 0046 which belongs to the Magazine prison was damaged on 19.10.2003.   | 4,500   |
| 50 Front left side windscreen part of the vehicle No:- WPGD - 6555 which belongs to the Matara prison was damaged on 11.10.2003.                                  | 16,750  |
| 51 Front left side glass of the vehicle No:- WPGD - 5002 which belongs to the Kuruvita prison was damaged on 11.10.2003.  | 2,750   |
| 52 Front left side signal and part of the vehicle No:- WPGK - 1046 which belongs to the Matara prison was damaged on 01.10.2003.                                  | 2,125   |
| 53 Front face of the vehicle No:- WPGD - 6602 which belongs to the Welikada prison was damaged on 05.09.2003.   | 68,550  |
| 54 The Body of the vehicle No:- 63-3281 which belongs to the Tangalle prison was fully damaged on 20.08.2003.   | 26,200  |
| 55 Front face of the vehicle No:- WPGD - 6555 which belongs to the Kuruvita prison was damaged on 21.05.2003.   | 5,500   |
| 56 Body of the vehicle No:- 60-6407 which belongs to the Thaldena prison was fully damaged on 11.04.2003.   | 149,650 |
| 57 Vehicle No:- 62-0042 which belongs to the CRP met with an accident on 06.12.2002.  | 19,000  |
| 58 Rear side buffer of the vehicle No:- WPGC- 5250 which belongs to the Boossa prison was damaged on 02.12.2002.  | 5,375   |
| 59 Vehicle No:- WPGD - 6598 which belongs to Bogambara prison met with an accident at Katugastota on 27.11.2002.  | 7,000   |
| 60 Front face of the vehicle NO:- GD- 6557 which belongs to Welikada prison was damage due to an accident met with a lorry in Tangalle police area on 18.11.2002. | 525,645 |
| 61 Rear side buffer of the vehicle No:- GD- 6605 which belongs to the Magazine prison was respectively damaged on 24.09.2002.                                     | 130,478 |
| 62 Front glass and front side of the vehicle No:- 60-0042 which belongs to the CRP was respectively broken and lost on 24.09.2002.                                | 79,700  |
| 63 The loss and damage effected by the convicted and remand inmates having created unrest at Tangalle prison on 30.06.2002.                                       | 378,403 |
| 64 Front face of the vehicle No:- WPGD - 6555 which belongs to the Kuruvita prison was damaged on 06.06.2002.   | 26,350  |
| 65 Vehicle No:- 62-3340 which belongs to Badulla prison met with an accident on 21.05.2002.   | 8,854   |
| 66 Rear side buffer of the vehicle NO:- GD- 6603 which belongs to Boossa prison was damaged on 23.04.2002.  | 31,614  |
| 67 Rear side door of the vehicle No:- 60-7141 which belongs to the Magazine prison was damaged on 10.03.2002.   | 18,950  |
| 68 Plastic cover of signal lamp, body of the vehicle No:- GD- 6605 which belongs to the Magazine prison was damaged on 27.02.2002.                                | 1,050   |
| 69 Front windscreen of the vehicle No:- GC - 5249 which belongs to the Anuradhapura prison was damaged on 22.11.2001.   | 13,500  |
| 70 Front side of the vehicle No:- WPGC - 5245 which belong to the Magazine prison was damaged on 13.10.2001.  | 282,911 |
| 71 The body of the vehicle No:- 63-3281 which belongs to the Tangalle prison was damaged due to shooting incident on 27.09.2001.                                  | 51,123  |
| 72 The Vehicle No:- WPGC - 5245 which belong to Welikada prison met with an accident on 09.09.2001.   | 119,860 |
| 73 Rear right side buffer of the vehicle No:- WPGC - 5250 which belongs to the Boossa prison was damaged on 26.08.2001.   | 5,375   |
| 74 Front right side windscreen of the vehicle No:- GD - 6587 which belongs to the Mahara prison was damaged on 21.07.2001.  | 23,726  |
| 75 Front left side of the vehicle No:- 60-5781 which belongs to the Anuradhapura prison was damaged on 16.06.2001.  | 12,000  |
| 76 Front face and part of the vehicle No:- 63-2904 which belongs to the Matara prison was damaged on 27.05.2001.  | 100,420 |
| 77 Vehicle No:- 62-4415 which belongs to Galle prison met with an accident on 10.05.2001.   | 10,175  |
| 78 Windscreen and the body of the vehicle No:- GC 6585 which belongs to the Bogambara prison was damaged on 02.05.2001.   | 11,850  |
| 79 Vehicle No:- 41-8321 which belongs to Welikada prison was met with an accident on 26.04.2001.  | 8,100   |
| 80 Front left door glasses of the vehicle No:- 42-5512 which belong to the Welikada (industry) prison was damaged on 12.04.2001.                                  | 5,035   |
| 81 Front left side windscreen was broken and fallen down of the vehicle No:- 62-4415 which belongs to the Kegalle prison was damaged on 21.03.2001.               | 4,440   |
| 82 Rear and middle part of the vehicle No:- GC- 1301 which belongs to the Thaldena prison was respectively broken damaged on 16.03.2001.                          | 89,016  |
| 83 Windscreen of the vehicle No:- 250-4644 which belong to the Weeravila prison was damaged on 23.02.2001.  | 8,500   |
| 84 Body right side of the vehicle No:- 60-7848 which belongs to the Galle prison was damaged on 13.12.2000.   | 6,500   |
| 85 Front right side of the windscreen of the vehicle No:- 62-0337 which belongs to the Negambo prison was damaged on 06.12.2000.                                  | 5,170   |
| 86 Left side of the body of the vehicle No:- 61-4512 which belongs to the Galle prison was damaged on 05.12.2000.   | 15,572  |
| 87 The Vehicle No:- 62-4344 which belong to Thaldena prison met with an accident on 05.12.2000.   | 96,726  |
| 88 Left side of the body of the vehicle No:- 252-5064 which belongs to the Anuradhapura prison was damaged on 21.11.2000.   | 22,500  |
| 89 Left side of the windscreen of the vehicle No:- 63-2904 which belongs to the Matara prison was damaged on 24.10.2000.  | 4,750   |





|   |                   |
|---|-------------------|
| 90 The vehicle No:-250-4623 which belongs to the prison head quarters met with an accident on 17.10.2000.                           | 80,000            |
| 91 Windscreen was broken and fallen down of the vehicle No:-62-4344 which belongs to the Thaldena prison was damaged on 02.09.2000. | 8,900             |
| 92 Windscreen was broken and fallen down of the vehicle No:-63-2901 which belongs to the Magazine prison was damaged on 02.09.2000. | 7,000             |
| 93 Front face side of the vehicle No:-62-1278 which belongs to the Matara prison was damaged on 20.08.2000.                         | 57,520            |
| 94 Vehicle No:-62-3337 which belongs to Negambo prison met with an accident on 15.08.2000.  | 10,500            |
| 95 Windscreen was broken and fallen down of the vehicle No:-61-4513 which belongs to the Welikada prison was damaged on 28.07.2000. | 2,900             |
| 96 Windscreen was broken and fallen down of the vehicle No:- 250-4655 which belongs to the CRP prison was damaged on 28.07.2000.    | 12,350            |
| 97 Front face side of the vehicle No:-61-5765 which belongs to the Kuruvita prison was damaged on 21.06.2000.                       | 41,500            |
| 98 Front face side of the vehicle No:-63-0503 which belongs to the Kalutara prison was damaged on 21.04.2000.                       | 76,350            |
| 99 The Vehicle No:-600-5522 which belongs to Matara prison met with an accident on 26.08.1999.                                      | 57,000            |
| 100 Front head light press of the vehicle No:- 252-3618 which belongs to the Pallekale prison was damaged on 22.03.1999.            | 2,950             |
| 101 The vehicle No:-62-3344 which belongs to Thaldena prison met with an accident on 05.10.1998.                                    | 10,608            |
| 102 The vehicle No:-62-4341 which belongs to Welikada prison met with an accident on 11.07.1998.                                    | 29,515            |
| 103 The vehicle No:-62-1278 which belongs to Anuradhapura prison met with an accident on 22.06.1998.                                | 81,250            |
| 104 The vehicle No:-250-4651 which belongs to Kalutara prison met with an accident on 08.06.1998.                                   | 7,000             |
| 105 The vehicle No:-63-2901 which belongs to Magazine prison met with an accident on 08.06.1998.                                    | 4,650             |
| 106 The vehicle No:-60-0040 which belongs to Bogambara prison met with an accident on 05.09.1996.                                   | 26,400            |
| 107 The vehicle No:-40-2083 which belongs to Anuradhapura prison met with an accident on 30.04.1996.                                | 142,170           |
| 108 The vehicle No:- 60-6511 which belongs to Anuradhapura prison met with an accident on 07.10.1993.                               | 92,500            |
| <b>Total</b>  | <b>84,594,921</b> |
| <b>Sub Total</b>  | <b>37,546,184</b> |

Note- Details on losses under F.R.106 and waivers under F.R. 113 accounted under object code no 1701 and such losses and waivers expected to be accounted in coming years should be included.



*[Signature]*

Chief Financial Officer /Chief Accountant/Director (Finance)/  
Commissioner (Finance)  
Date : 23/02/2023

**R.M.N.K.K. Abeyrathna**  
Commissioner of Prisons (Finance)  
Prison Headquarters  
Colombo - 09.



## Statement of Write off from books

Ministry / Department / District Secretariat : Department of Prisons

Expenditure Head No : 232

Programme No. & Title : 01

| Statement of losses and waivers under F.R. 109 during the year |                     | No. of Cases | Value (Rs.) |
|--|---------------------|--------------|-------------|
| Value  |                     |              |             |
| (i)  | Below Rs. 25,000.00 | 9            | 157,950     |
| (ii)   | Over Rs. 25,000.01  | 18           | 1,742,417   |
| Total  |                     | 27           | 1,900,367   |

## 2 Statement of write off from the book and recoveries under F.R. 109 during the year

| Nature of Loss  | Opening balance which was not written off | Value of loss | Recoveries | Value written off from the book | Balance carried forward which was not written off | Reference No. of Approval for write off from the book |
|---|---|---------------|------------|---------------------------------|---|---|
|   | Rs.                                       | Rs.           | Rs.        | Rs.                             | Rs.   |   |
| 1 Accident to the Cab No PF-7614 of Prison Headquarters, taken place on January 27, 2021 inside the headquarters premises.  | -   | 19,000        | -          | 19,000                          | -   | බ12/09/විභාග/අලාභතානි/බන්ධ.දෙපාර්                     |
| 2 Accident to the Cab No PA-8709 of Prison Headquarters, taken place on February 02, 2021 inside the headquarters premises. | -   | 7,100         | -          | 7,100                           | -   | බ12/09/විභාග/අලාභතානි/බන්ධ.දෙපාර්                     |
| 3 Accident to the Cab No PF-7591 of Prison Headquarters, taken place on May 04, 2021 inside the headquarters premises.      | -   | 21,000        | -          | 21,000                          | -   | බ12/09/විභාග/අලාභතානි/බන්ධ.දෙපාර්                     |
| 4 Accident to the Car NoCAC-2602 of Prison Headquarters, taken place on May 17, 2021 in prison quarters premises.           | -   | 18,700        | -          | 18,700                          | -   | බ12/09/විභාග/අලාභතානි/බන්ධ.දෙපාර්                     |
|   |   |               | 45         |                                 |   |   |

|    |  |   |         |   |         |   |                                  |
|----|--|---|---------|---|---------|---|----------------------------------|
| 5  | Accident to the Car No KR-7698 of Prison Headquarters, taken place on June 26, 2021 in Kurunegala area.                                | - | 280,800 | - | 280,800 | - | බ12/09/වාහන/අලාභහානි/බන්ධ.දෙපාර් |
| 6  | Accident to the Cab No PF-7585 of Prison Headquarters, taken place on June 26, 2021 in Kurunegala area.                                | - | 82,050  | - | 82,050  | - | බ12/09/වාහන/අලාභහානි/බන්ධ.දෙපාර් |
| 7  | Accident to the Van No NB-3013 of Prison Headquarters, taken place on September 25, 2021 in Kohuwala area.                             | - | 51,900  | - | 51,900  | - | බ12/09/වාහන/අලාභහානි/බන්ධ.දෙපාර් |
| 8  | Accident to the Van No NB-3013 of Prison Headquarters, taken place on November 01, 2021 in Mahabaga area.                              | - | 10,100  | - | 10,100  | - | බ12/09/වාහන/අලාභහානි/බන්ධ.දෙපාර් |
| 9  | Accident to the Cab No PF-7591 of Prison Headquarters, taken place on November 01, 2021 in Borella area.                               | - | 81,900  | - | 81,900  | - | බ12/09/වාහන/අලාභහානි/බන්ධ.දෙපාර් |
| 10 | Accident to the Cab No PF-7585 of Prison Headquarters, taken place on November 04, 2021 on Baudhaloka Mawatha in Colombo.              | - | 23,600  | - | 23,600  | - | බ12/09/වාහන/අලාභහානි/බන්ධ.දෙපාර් |
| 11 | Accident to the Car No KM-0899 of Prison Headquarters, taken place on November 16, 2021 in front of the headquarters on Baseline road. | - | 47,000  | - | 47,000  | - | බ12/09/වාහන/අලාභහානි/බන්ධ.දෙපාර් |
| 12 | Accident to the Car No KR-7698 of Prison Headquarters, taken place on January 14, 2020 near Aluthkade court complex.                   | - | 26,750  | - | 26,750  | - | බ12/09/වාහන/අලාභහානි/බන්ධ.දෙපාර් |
| 13 | Accident to the Car No KM-0899 of Prison Headquarters, taken place on February 07, 2020 inside the headquarters premises.              | - | 36,950  | - | 36,950  | - | බ12/09/වාහන/අලාභහානි/බන්ධ.දෙපාර් |

|    |   |   |         |   |         |   |         |                                  |
|----|---|---|---------|---|---------|---|---------|----------------------------------|
| 14 | Accident to the Cab No PA -8709 of Prison Headquarters, taken place on December 14, 2019 in Baseline Road in front of the headquarters. | - | 64,050  | - | 64,050  | - | 64,050  | බ12/09/වාහන/අලාභහානි/බන්ධ.දෙපාර් |
| 15 | Accident to the Car No KM -0903 of Prison Headquarters, taken place on November 23, 2019 in Borella area.                               | - | 100,175 | - | 100,175 | - | 100,175 | බ12/09/වාහන/අලාභහානි/බන්ධ.දෙපාර් |
| 16 | Accident to the Car No KM -0894 of Prison Headquarters, taken place on October 11, 2019 in Headquarters premises.                       | - | 35,450  | - | 35,450  | - | 35,450  | බ12/09/වාහන/අලාභහානි/බන්ධ.දෙපාර් |
| 17 | Accident to the Cab No PF-7591 of Prison Headquarters, taken place on July 26, 2019 in Headquarters premises.                           | - | 12,100  | - | 12,100  | - | 12,100  | බ12/09/වාහන/අලාභහානි/බන්ධ.දෙපාර් |
| 18 | Accident to the Cab No KD-3716 of Prison Headquarters, taken place on July 09, 2019 in Dehiwala area.                                   | - | 21,900  | - | 21,900  | - | 21,900  | බ12/09/වාහන/අලාභහානි/බන්ධ.දෙපාර් |
| 19 | Accident to the Car No KR-7698 of Prison Headquarters, taken place on June 09, 2019 in Dambadeniya area.                                | - | 30,500  | - | 30,500  | - | 30,500  | බ12/09/වාහන/අලාභහානි/බන්ධ.දෙපාර් |
| 20 | Accident to the Car No CAC-91664 of Prison Headquarters, taken place on June 03, 2019 in Narahenpita area.                              | - | 49,700  | - | 49,700  | - | 49,700  | බ12/09/වාහන/අලාභහානි/බන්ධ.දෙපාර් |
| 21 | Accident to the Van No NC-5424 of Prison Headquarters, taken place on June 03, 2019 in Headquarters premises.                           | - | 31,300  | - | 31,300  | - | 31,300  | බ12/09/වාහන/අලාභහානි/බන්ධ.දෙපාර් |
| 22 | Accident to the Cab No PF-7585 of Vavuniya Prison, taken place on April 16, 2019 in Anamaduwa, Bangadeniya area.                        | - | 70,586  | - | 70,586  | - | 70,586  | බ12/09/වාහන/අලාභහානි/බන්ධ.දෙපාර් |



|    |   |   |                  |   |                  |   |                                  |
|----|---|---|------------------|---|------------------|---|----------------------------------|
| 23 | Accident to the vehicle no. 250-4644 of Weeravila Open Prison Work Camp, taken place on June 07, 2018 in Koholankola area                           | - | 319,400          | - | 319,400          | - | බ12/09/විභන/අලාභහානි/බන්ධ.දෙපාර් |
| 24 | Accident to the vehicle no. PF - 7585 of Prison headquarters, taken place on May 11, 2018 in Baseline road near the Prison headquarters             | - | 27,050           | - | 27,050           | - | බ12/09/විභන/අලාභහානි/බන්ධ.දෙපාර් |
| 25 | Accident to the vehicle no. KD - 3716 of Prison Headquarters, taken place on February 28, 2018 near Magazine Prison.                                | - | 24,450           | - | 24,450           | - | බ12/09/විභන/අලාභහානි/බන්ධ.දෙපාර් |
| 26 | Accident to the Mitsubishi Cab no. PF-7584 of Palletele Open Prison Camp taken place on June 20, 2017 near area closer to Gam Udawa Housing Complex | - | 296,888          | - | 296,888          | - | බ12/09/විභන/අලාභහානි/බන්ධ.දෙපාර් |
| 27 | Accident to the bus no. NB-6208 of Anuradhapura Prison taken place on April 24, 2017 on the road in front of Anuradhapura Prison.                   | - | 109,968          | - | 109,968          | - | බ12/09/විභන/අලාභහානි/බන්ධ.දෙපාර් |
|    | <b>Total</b>  | - | <b>1,900,367</b> | - | <b>1,900,367</b> | - |                                  |

Note - Excluding losses and waivers to be accounted in Annexure(i), only any other losses and waivers under F.R. 109 should be included in this format.

\* When there are no information with regard to this report, a nil report should be submitted



Chief Financial Officer /Chief Accountant/Director (Finance)/

Commissioner (Finance)

Date : 23/02/2023

**R.M.N.K.K. Abeyrathna**  
Commissioner of Prisons (Finance)  
Prison Headquarters  
Colombo - 09.



## Statement of Commitments and Liabilities as at 31st December

Name of Special Expenditure Unit/Ministry/Department/District Secretariat: Department of Prisons

Expenditure Head No. 232

Programme No. & Title: 01 Operational Activities

Annexure-(iii)

| Name of the Person/Institution      | Commitment No. | Date       | Head | Programme | Project | Sub Project | Object Code | Finance Code | Item Code | Commitment (Rs.) (1) | Commitment Balance (Rs.) (2)=(1)-(3) | Liability Date | Liability Amount (Rs.) (3) | Revised Liability (Rs.) (4) | Paid Liability (Rs.) (5) | Liability Balance (Rs.) (6)=(4)-(5) |
|-------------------------------------|----------------|------------|------|-----------|---------|-------------|-------------|--------------|-----------|----------------------|--------------------------------------|----------------|----------------------------|-----------------------------|--------------------------|-------------------------------------|
| 1. Ministries/Government Department |                |            |      |           |         |             |             |              |           |                      |                                      |                |                            |                             |                          |                                     |
| Department of Prisons (Industries)  | 490            | 2022.11.19 | 232  | 1         | 1       | 0           | 1205        | 11           | -         | 72,000.00            | 0.00                                 | 2022.11.19     | 72,000.00                  | 72,000.00                   | 0.00                     | 72,000.00                           |
| Department of Prisons (Industries)  | 554            | 2022.12.13 | 232  | 1         | 1       | 0           | 1205        | 11           | -         | 52,250.00            | 0.00                                 | 2022.12.13     | 52,250.00                  | 52,250.00                   | 0.00                     | 52,250.00                           |
| Department of Prisons (Industries)  | 586            | 2022.12.27 | 232  | 1         | 1       | 0           | 1205        | 11           | -         | 266,060.00           | 0.00                                 | 2022.12.27     | 266,060.00                 | 266,060.00                  | 0.00                     | 266,060.00                          |
| Department of Prisons (Industries)  | 22.12.979      | 2022.12.31 | 232  | 1         | 1       | 0           | 1205        | 11           | -         | 62,800.00            | 0.00                                 | 2022.12.31     | 62,800.00                  | 62,800.00                   | 0.00                     | 62,800.00                           |
| Department of Prisons (Industries)  | 22.12.980      | 2022.12.31 | 232  | 1         | 1       | 0           | 1205        | 11           | -         | 23,500.00            | 0.00                                 | 2022.12.31     | 23,500.00                  | 23,500.00                   | 0.00                     | 23,500.00                           |
| Department of Prisons (Industries)  | 22.83          | 2022.12.31 | 232  | 1         | 1       | 0           | 1205        | 11           | -         | 11,500.00            | 0.00                                 | 2022.12.31     | 11,500.00                  | 11,500.00                   | 0.00                     | 11,500.00                           |
| Department of Prisons (Industries)  | E 1016         | 2022.12.31 | 232  | 1         | 1       | 0           | 1205        | 11           | -         | 4,354.00             | 0.00                                 | 2022.12.31     | 4,354.00                   | 4,354.00                    | 0.00                     | 4,354.00                            |
| Department of Prisons (Industries)  | -              | 2022.12.32 | 232  | 1         | 1       | 0           | 1205        | 11           | -         | 182,810.00           | 0.00                                 | 2022.12.32     | 182,810.00                 | 182,810.00                  | 0.00                     | 182,810.00                          |
| Department of Prisons (Industries)  | 1205 L1        | 2022.12.31 | 232  | 1         | 1       | 0           | 1205        | 11           | -         | 52,500.00            | 0.00                                 | 2022.12.31     | 52,500.00                  | 52,500.00                   | 0.00                     | 52,500.00                           |
| Department of Prisons (Industries)  | 1205 L2        | 2022.12.31 | 232  | 1         | 1       | 0           | 1205        | 11           | -         | 31,150.00            | 0.00                                 | 2022.12.31     | 31,150.00                  | 31,150.00                   | 0.00                     | 31,150.00                           |
| Department of Prisons (Industries)  | D156           | 2022.12.30 | 232  | 1         | 1       | 0           | 1205        | 11           | -         | 233,520.00           | 0.00                                 | 2022.12.30     | 233,520.00                 | 233,520.00                  | 0.00                     | 233,520.00                          |
| Department of Prisons (Industries)  | 88/1205        | 2022.12.31 | 232  | 1         | 1       | 0           | 1205        | 11           | -         | 61,464.00            | 0.00                                 | 2022.12.31     | 61,464.00                  | 61,464.00                   | 0.00                     | 61,464.00                           |
| Department of Prisons (Industries)  | 1/1205         | 2023.01.02 | 232  | 1         | 1       | 0           | 1205        | 11           | -         | 48,115.00            | 0.00                                 | 2023.01.02     | 48,115.00                  | 48,115.00                   | 0.00                     | 48,115.00                           |
| Department of Prisons (Industries)  | 2/1205         | 2023.01.15 | 232  | 1         | 1       | 0           | 1205        | 11           | -         | 14,150.00            | 0.00                                 | 2023.01.15     | 14,150.00                  | 14,150.00                   | 0.00                     | 14,150.00                           |
| Department of Prisons (Industries)  | 2022-774       | 2023.01.05 | 232  | 1         | 1       | 0           | 1205        | 11           | -         | 13,620.00            | 0.00                                 | 2023.01.05     | 13,620.00                  | 13,620.00                   | 0.00                     | 13,620.00                           |
| Department of Prisons (Industries)  | V39            | 2022.12.31 | 232  | 1         | 1       | 0           | 1205        | 11           | -         | 12,500.00            | 0.00                                 | 2022.12.31     | 12,500.00                  | 12,500.00                   | 0.00                     | 12,500.00                           |
| Department of Prisons (Industries)  | V82            | 2022.12.31 | 232  | 1         | 1       | 0           | 1205        | 11           | -         | 35,500.00            | 0.00                                 | 2022.12.31     | 35,500.00                  | 35,500.00                   | 0.00                     | 35,500.00                           |
| Department of Prisons (Industries)  | V83            | 2022.12.31 | 232  | 1         | 1       | 0           | 1205        | 11           | -         | 123,450.00           | 0.00                                 | 2022.12.31     | 123,450.00                 | 123,450.00                  | 0.00                     | 123,450.00                          |
| Department of Prisons (Industries)  | V84            | 2022.12.34 | 232  | 1         | 1       | 0           | 1205        | 11           | -         | 77,400.00            | 0.00                                 | 2022.12.34     | 77,400.00                  | 77,400.00                   | 0.00                     | 77,400.00                           |
| Department of Prisons (Industries)  | 107/80/22      | 2022.12.15 | 232  | 1         | 1       | 0           | 1205        | 11           | -         | 11,000.00            | 0.00                                 | 2022.12.15     | 11,000.00                  | 11,000.00                   | 0.00                     | 11,000.00                           |
| Department of Prisons (Industries)  | D0397          | 2022.12.31 | 232  | 1         | 1       | 0           | 1205        | 11           | -         | 48,115.00            | 0.00                                 | 2022.12.31     | 48,115.00                  | 48,115.00                   | 0.00                     | 48,115.00                           |
| Department of Prisons (Industries)  | D0398          | 2022.12.31 | 232  | 1         | 1       | 0           | 1205        | 11           | -         | 57,250.00            | 0.00                                 | 2022.12.31     | 57,250.00                  | 57,250.00                   | 0.00                     | 57,250.00                           |
| Department of Prisons (Industries)  | 511            | 2022.12.25 | 232  | 1         | 1       | 0           | 1205        | 11           | -         | 21,005.00            | 0.00                                 | 2022.12.25     | 21,005.00                  | 21,005.00                   | 0.00                     | 21,005.00                           |
| Department of Prisons (Industries)  | 513            | 2022.12.26 | 232  | 1         | 1       | 0           | 1205        | 11           | -         | 6,050.00             | 0.00                                 | 2022.12.26     | 6,050.00                   | 6,050.00                    | 0.00                     | 6,050.00                            |
| Department of Prisons (Industries)  | 23-01          | 2022.12.31 | 232  | 1         | 1       | 0           | 1301        | 11           | -         | 10,288.81            | 0.00                                 | 2022.12.31     | 10,288.81                  | 10,288.81                   | 0.00                     | 10,288.81                           |
| Department of Prisons (Industries)  | 23-02          | 2022.12.31 | 232  | 1         | 1       | 0           | 1301        | 11           | -         | 7,590.00             | 0.00                                 | 2022.12.31     | 7,590.00                   | 7,590.00                    | 0.00                     | 7,590.00                            |
| Department of Prisons (Industries)  | 23-03          | 2022.12.31 | 232  | 1         | 1       | 0           | 1301        | 11           | -         | 59,918.52            | 0.00                                 | 2022.12.31     | 59,918.52                  | 59,918.52                   | 0.00                     | 59,918.52                           |
| Department of Prisons (Industries)  | 23-04          | 2022.12.31 | 232  | 1         | 1       | 0           | 1301        | 11           | -         | 35,247.18            | 0.00                                 | 2022.12.31     | 35,247.18                  | 35,247.18                   | 0.00                     | 35,247.18                           |
| Department of Prisons (Industries)  | E 1018         | 2022.12.31 | 232  | 1         | 1       | 0           | 1301        | 11           | -         | 2,233.07             | 0.00                                 | 2022.12.31     | 2,233.07                   | 2,233.07                    | 0.00                     | 2,233.07                            |
| Department of Prisons (Industries)  | E 1019         | 2022.12.31 | 232  | 1         | 1       | 0           | 1301        | 11           | -         | 10,247.96            | 0.00                                 | 2022.12.31     | 10,247.96                  | 10,247.96                   | 0.00                     | 10,247.96                           |
| Department of Prisons (Industries)  | 852            | 2022.12.25 | 232  | 1         | 1       | 0           | 1301        | 11           | -         | 15,079.56            | 0.00                                 | 2022.12.25     | 15,079.56                  | 15,079.56                   | 0.00                     | 15,079.56                           |
| Department of Prisons (Industries)  | 854            | 2022.11.08 | 232  | 1         | 1       | 0           | 1301        | 11           | -         | 69,436.28            | 0.00                                 | 2022.11.08     | 69,436.28                  | 69,436.28                   | 0.00                     | 69,436.28                           |
| Department of Prisons (Industries)  | 21             | 2022.01.12 | 232  | 1         | 1       | 0           | 1301        | 11           | -         | 75,069.81            | 0.00                                 | 2022.01.12     | 75,069.81                  | 75,069.81                   | 0.00                     | 75,069.81                           |
| Department of Prisons (Industries)  | 20             | 2022.01.13 | 232  | 1         | 1       | 0           | 1301        | 11           | -         | 60,275.52            | 0.00                                 | 2022.01.13     | 60,275.52                  | 60,275.52                   | 0.00                     | 60,275.52                           |
| Department of Prisons (Industries)  | 19             | 2022.01.14 | 232  | 1         | 1       | 0           | 1301        | 11           | -         | 53,428.86            | 0.00                                 | 2022.01.14     | 53,428.86                  | 53,428.86                   | 0.00                     | 53,428.86                           |
| Department of Prisons (Industries)  | 2022/1301/66   | 2022.11.30 | 232  | 1         | 1       | 0           | 1301        | 11           | -         | 85,765.38            | 0.00                                 | 2022.11.30     | 85,765.38                  | 85,765.38                   | 0.00                     | 85,765.38                           |
| Department of Prisons (Industries)  | 2022/1301/67   | 2022.11.30 | 232  | 1         | 1       | 0           | 1301        | 11           | -         | 61,250.00            | 0.00                                 | 2022.11.30     | 61,250.00                  | 61,250.00                   | 0.00                     | 61,250.00                           |
| Department of Prisons (Industries)  | 2022/1301/68   | 2022.11.30 | 232  | 1         | 1       | 0           | 1301        | 11           | -         | 45,400.00            | 0.00                                 | 2022.11.30     | 45,400.00                  | 45,400.00                   | 0.00                     | 45,400.00                           |
| Department of Prisons (Industries)  | 2022/1301/69   | 2022.11.30 | 232  | 1         | 1       | 0           | 1301        | 11           | -         | 48,800.00            | 0.00                                 | 2022.11.30     | 48,800.00                  | 48,800.00                   | 0.00                     | 48,800.00                           |
| Department of Prisons (Industries)  | 2022/1301/70   | 2022.11.30 | 232  | 1         | 1       | 0           | 1301        | 11           | -         | 42,000.00            | 0.00                                 | 2022.11.30     | 42,000.00                  | 42,000.00                   | 0.00                     | 42,000.00                           |
| Department of Prisons (Industries)  | 2022/1301/71   | 2022.11.30 | 232  | 1         | 1       | 0           | 1301        | 11           | -         | 50,500.00            | 0.00                                 | 2022.11.30     | 50,500.00                  | 50,500.00                   | 0.00                     | 50,500.00                           |
| Department of Prisons (Industries)  | 2022/1301/72   | 2022.12.15 | 232  | 1         | 1       | 0           | 1301        | 11           | -         | 39,400.00            | 0.00                                 | 2022.12.15     | 39,400.00                  | 39,400.00                   | 0.00                     | 39,400.00                           |
| Department of Prisons (Industries)  | 2022/1301/73   | 2022.12.15 | 232  | 1         | 1       | 0           | 1301        | 11           | -         | 47,950.00            | 0.00                                 | 2022.12.15     | 47,950.00                  | 47,950.00                   | 0.00                     | 47,950.00                           |
| Department of Prisons (Industries)  | 2022/1301/74   | 2022.12.31 | 232  | 1         | 1       | 0           | 1301        | 11           | -         | 30,150.00            | 0.00                                 | 2022.12.31     | 30,150.00                  | 30,150.00                   | 0.00                     | 30,150.00                           |
| Department of Prisons (Industries)  | 1093           | 2022.12.13 | 232  | 1         | 1       | 0           | 1301        | 11           | -         | 44,550.00            | 0.00                                 | 2022.12.13     | 44,550.00                  | 44,550.00                   | 0.00                     | 44,550.00                           |
| Department of Prisons (Industries)  | 1094           | 2022.12.13 | 232  | 1         | 1       | 0           | 1301        | 11           | -         | 30,500.00            | 0.00                                 | 2022.12.13     | 30,500.00                  | 30,500.00                   | 0.00                     | 30,500.00                           |
| Department of Prisons (Industries)  | 1301 L1        | 2022.12.31 | 232  | 1         | 1       | 0           | 1301        | 11           | -         | 45,850.00            | 0.00                                 | 2022.12.31     | 45,850.00                  | 45,850.00                   | 0.00                     | 45,850.00                           |
| Department of Prisons (Industries)  | 1301 L2        | 2022.12.31 | 232  | 1         | 1       | 0           | 1301        | 11           | -         | 28,850.00            | 0.00                                 | 2022.12.31     | 28,850.00                  | 28,850.00                   | 0.00                     | 28,850.00                           |
| Department of Prisons (Industries)  | 47/1301        | 2022.12.01 | 232  | 1         | 1       | 0           | 1301        | 11           | -         | 37,850.00            | 0.00                                 | 2022.12.01     | 37,850.00                  | 37,850.00                   | 0.00                     | 37,850.00                           |
| Department of Prisons (Industries)  | 48/1301        | 2022.12.02 | 232  | 1         | 1       | 0           | 1301        | 11           | -         | 24,200.00            | 0.00                                 | 2022.12.02     | 24,200.00                  | 24,200.00                   | 0.00                     | 24,200.00                           |
| Department of Prisons (Industries)  |                |            |      |           |         |             |             |              |           | 17,217.59            | 0.00                                 | 2022.12.02     | 17,217.59                  | 17,217.59                   | 0.00                     | 17,217.59                           |



|  |             |            |     |   |   |   |      |    |   |              |      |            |      |            |              |              |      |              |
|--|-------------|------------|-----|---|---|---|------|----|---|--------------|------|------------|------|------------|--------------|--------------|------|--------------|
| Department of Prisons (Industries)         | 51/1301     | 2022.12.03 | 232 | 1 | 1 | 0 | 1301 | 11 | - | 31,640.39    | 0.00 | 2022.12.03 | 0.00 | 2022.12.03 | 31,640.39    | 31,640.39    | 0.00 | 31,640.39    |
| Department of Prisons (Industries)         | 73/1301     | 2022.12.04 | 232 | 1 | 1 | 0 | 1301 | 11 | - | 65,450.00    | 0.00 | 2022.12.04 | 0.00 | 2022.12.04 | 65,450.00    | 65,450.00    | 0.00 | 65,450.00    |
| Department of Prisons (Industries)         | 22/1301/96  | 2022.08.19 | 232 | 1 | 1 | 0 | 1301 | 11 | - | 21,791.64    | 0.00 | 2022.08.19 | 0.00 | 2022.08.19 | 21,791.64    | 21,791.64    | 0.00 | 21,791.64    |
| Department of Prisons (Industries)         | 26          | 2022.01.23 | 232 | 1 | 1 | 0 | 1301 | 11 | - | 43,921.32    | 0.00 | 2022.01.23 | 0.00 | 2022.01.23 | 43,921.32    | 43,921.32    | 0.00 | 43,921.32    |
| Department of Prisons (Industries)         | 27          | 2022.01.23 | 232 | 1 | 1 | 0 | 1301 | 11 | - | 28,564.92    | 0.00 | 2022.01.23 | 0.00 | 2022.01.23 | 28,564.92    | 28,564.92    | 0.00 | 28,564.92    |
| Department of Prisons (Industries)         | 28          | 2022.01.23 | 232 | 1 | 1 | 0 | 1301 | 11 | - | 50,362.82    | 0.00 | 2022.01.23 | 0.00 | 2022.01.23 | 50,362.82    | 50,362.82    | 0.00 | 50,362.82    |
| Department of Prisons (Industries)         | 29          | 2022.01.23 | 232 | 1 | 1 | 0 | 1301 | 11 | - | 40,280.60    | 0.00 | 2022.01.23 | 0.00 | 2022.01.23 | 40,280.60    | 40,280.60    | 0.00 | 40,280.60    |
| Department of Prisons (Industries)         | C573        | 2022.11.05 | 232 | 1 | 1 | 0 | 1301 | 11 | - | 40,700.00    | 0.00 | 2022.11.05 | 0.00 | 2022.11.05 | 40,700.00    | 40,700.00    | 0.00 | 40,700.00    |
| Department of Prisons (Industries)         | D0399       | 2022.12.31 | 232 | 1 | 1 | 0 | 1301 | 11 | - | 42,800.00    | 0.00 | 2022.12.31 | 0.00 | 2022.12.31 | 42,800.00    | 42,800.00    | 0.00 | 42,800.00    |
| Department of Prisons (Industries)         | 487         | 2022.12.23 | 232 | 1 | 1 | 0 | 1301 | 11 | - | 32,700.00    | 0.00 | 2022.12.23 | 0.00 | 2022.12.23 | 32,700.00    | 32,700.00    | 0.00 | 32,700.00    |
| Department of Prisons (Industries)         | 512         | 2022.12.24 | 232 | 1 | 1 | 0 | 1301 | 11 | - | 30,600.00    | 0.00 | 2022.12.24 | 0.00 | 2022.12.24 | 30,600.00    | 30,600.00    | 0.00 | 30,600.00    |
| Department of Postal                       | D0262       | 2022.12.31 | 232 | 1 | 1 | 0 | 1402 | 11 | - | 10,000.00    | 0.00 | 2022.12.31 | 0.00 | 2022.12.31 | 10,000.00    | 10,000.00    | 0.00 | 10,000.00    |
| Department of Postal                       | -           | 2022.12.31 | 232 | 1 | 1 | 0 | 1402 | 11 | - | 3,150.00     | 0.00 | 2022.12.31 | 0.00 | 2022.12.31 | 3,150.00     | 3,150.00     | 0.00 | 3,150.00     |
| Department of Postal                       | D222        | 2022.12.30 | 232 | 1 | 1 | 0 | 1402 | 11 | - | 7,510.00     | 0.00 | 2022.12.30 | 0.00 | 2022.12.30 | 7,510.00     | 7,510.00     | 0.00 | 7,510.00     |
| Department of Postal                       | D223        | 2022.12.30 | 232 | 1 | 1 | 0 | 1402 | 11 | - | 8,400.00     | 0.00 | 2022.12.30 | 0.00 | 2022.12.30 | 8,400.00     | 8,400.00     | 0.00 | 8,400.00     |
| Department of Postal                       | D0395       | 2022.12.31 | 232 | 1 | 1 | 0 | 1402 | 11 | - | 5,940.00     | 0.00 | 2022.12.31 | 0.00 | 2022.12.31 | 5,940.00     | 5,940.00     | 0.00 | 5,940.00     |
| Urban Council-Kuliyapaliya                 | 1402/22/63  | 2022.12.31 | 232 | 1 | 1 | 0 | 1402 | 11 | - | 4,790.00     | 0.00 | 2022.12.31 | 0.00 | 2022.12.31 | 4,790.00     | 4,790.00     | 0.00 | 4,790.00     |
| Urban Council-Kuliyapaliya                 | v75         | 2022.12.08 | 232 | 1 | 1 | 0 | 1403 | 11 | - | 6,409.00     | 0.00 | 2022.12.08 | 0.00 | 2022.12.08 | 6,409.00     | 6,409.00     | 0.00 | 6,409.00     |
| Urban Council-Kuliyapaliya                 | v76         | 2022.12.30 | 232 | 1 | 1 | 0 | 1403 | 11 | - | 1,814.00     | 0.00 | 2022.12.30 | 0.00 | 2022.12.30 | 1,814.00     | 1,814.00     | 0.00 | 1,814.00     |
| Urban Council-Balangoda                    | 01/1404     | 2022.12.31 | 232 | 1 | 1 | 0 | 1404 | 11 | - | 2,512.68     | 0.00 | 2022.12.31 | 0.00 | 2022.12.31 | 2,512.68     | 2,512.68     | 0.00 | 2,512.68     |
| Department of Prisons (Industries)         | -           | 2021.05.11 | 232 | 1 | 1 | 0 | 2001 | 11 | - | 1,359,317.44 | 0.00 | 2021.05.11 | 0.00 | 2021.05.11 | 1,359,317.44 | 1,359,317.44 | 0.00 | 1,359,317.44 |
| Department of official language            | -           | 2022.12.31 | 232 | 1 | 1 | 0 | 2401 | 11 | - | 112,500.00   | 0.00 | 2022.12.31 | 0.00 | 2022.12.31 | 112,500.00   | 112,500.00   | 0.00 | 112,500.00   |
| Total                                      |             |            |     |   |   |   |      |    |   | 4,552,286.35 | 0.00 |            |      |            | 4,552,286.35 | 4,552,286.35 | 0.00 | 4,552,286.35 |
| 2. State Corporations/Statutory Boards     |             |            |     |   |   |   |      |    |   |              |      |            |      |            |              |              |      |              |
| Development Design and Machinery Authority | 68/1301     | 2022.12.01 | 232 | 1 | 1 | 0 | 1301 | 11 | - | 18,808.00    | 0.00 | 2022.12.01 | 0.00 | 2022.12.01 | 18,808.00    | 18,808.00    | 0.00 | 18,808.00    |
| Development Design and Machinery Authority | 47/1301     | 2022.12.02 | 232 | 1 | 1 | 0 | 1301 | 11 | - | 24,200.00    | 0.00 | 2022.12.02 | 0.00 | 2022.12.02 | 24,200.00    | 24,200.00    | 0.00 | 24,200.00    |
| Development Design and Machinery Authority | 48/1301     | 2022.12.03 | 232 | 1 | 1 | 0 | 1301 | 11 | - | 17,217.59    | 0.00 | 2022.12.03 | 0.00 | 2022.12.03 | 17,217.59    | 17,217.59    | 0.00 | 17,217.59    |
| Development Design and Machinery Authority | 51/1301     | 2022.12.31 | 232 | 1 | 1 | 0 | 1301 | 11 | - | 31,640.39    | 0.00 | 2022.12.31 | 0.00 | 2022.12.31 | 31,640.39    | 31,640.39    | 0.00 | 31,640.39    |
| Development Design and Machinery Authority | 73/1301     | 2022.01.02 | 232 | 1 | 1 | 0 | 1301 | 11 | - | 65,450.00    | 0.00 | 2022.01.02 | 0.00 | 2022.01.02 | 65,450.00    | 65,450.00    | 0.00 | 65,450.00    |
| Development Design and Machinery Authority | 1/1301      | 2022.01.15 | 232 | 1 | 1 | 0 | 1301 | 11 | - | 92,540.60    | 0.00 | 2022.01.15 | 0.00 | 2022.01.15 | 92,540.60    | 92,540.60    | 0.00 | 92,540.60    |
| Development Design and Machinery Authority | 2/1301      | 2022.01.16 | 232 | 1 | 1 | 0 | 1301 | 11 | - | 75,097.10    | 0.00 | 2022.01.16 | 0.00 | 2022.01.16 | 75,097.10    | 75,097.10    | 0.00 | 75,097.10    |
| National Equipment and Machinery Authority | v44         | 2022.12.31 | 232 | 1 | 1 | 0 | 1301 | 11 | - | 41,283.38    | 0.00 | 2022.12.31 | 0.00 | 2022.12.31 | 41,283.38    | 41,283.38    | 0.00 | 41,283.38    |
| National Equipment and Machinery Authority | v45         | 2022.12.31 | 232 | 1 | 1 | 0 | 1301 | 11 | - | 25,451.38    | 0.00 | 2022.12.31 | 0.00 | 2022.12.31 | 25,451.38    | 25,451.38    | 0.00 | 25,451.38    |
| National Equipment and Machinery Authority | v46         | 2022.12.31 | 232 | 1 | 1 | 0 | 1301 | 11 | - | 13,083.54    | 0.00 | 2022.12.31 | 0.00 | 2022.12.31 | 13,083.54    | 13,083.54    | 0.00 | 13,083.54    |
| National Equipment and Machinery Authority | 2021/1301/1 | 2022.01.20 | 232 | 1 | 1 | 0 | 1301 | 11 | - | 306,466.12   | 0.00 | 2022.01.20 | 0.00 | 2022.01.20 | 306,466.12   | 306,466.12   | 0.00 | 306,466.12   |
| National Equipment and Machinery Authority | 2021/1301/2 | 2022.01.20 | 232 | 1 | 1 | 0 | 1301 | 11 | - | 231,838.85   | 0.00 | 2022.01.20 | 0.00 | 2022.01.20 | 231,838.85   | 231,838.85   | 0.00 | 231,838.85   |
| National Equipment and Machinery Authority | 2021/1301/3 | 2022.01.20 | 232 | 1 | 1 | 0 | 1301 | 11 | - | 26,558.38    | 0.00 | 2022.01.20 | 0.00 | 2022.01.20 | 26,558.38    | 26,558.38    | 0.00 | 26,558.38    |
| National Water Supply & Drainage Board     | -           | 2022.12.29 | 232 | 1 | 1 | 0 | 1302 | 11 | - | 431,093.88   | 0.00 | 2022.12.29 | 0.00 | 2022.12.29 | 431,093.88   | 431,093.88   | 0.00 | 431,093.88   |
| Sri Lanka Telecom PLC                      | 56          | 2022.12.31 | 232 | 1 | 1 | 0 | 1402 | 11 | - | 5,249.75     | 0.00 | 2022.12.31 | 0.00 | 2022.12.31 | 5,249.75     | 5,249.75     | 0.00 | 5,249.75     |
| Sri Lanka Telecom PLC                      | 57          | 2022.12.31 | 232 | 1 | 1 | 0 | 1402 | 11 | - | 1,558.81     | 0.00 | 2022.12.31 | 0.00 | 2022.12.31 | 1,558.81     | 1,558.81     | 0.00 | 1,558.81     |
| Central Electricity Board                  | -           | 2022.12.31 | 232 | 1 | 1 | 0 | 1403 | 11 | - | 448,360.00   | 0.00 | 2022.12.31 | 0.00 | 2022.12.31 | 448,360.00   | 448,360.00   | 0.00 | 448,360.00   |
| National Water Supply & Drainage Board     | 2022-754    | 2022.01.05 | 232 | 1 | 1 | 0 | 1403 | 11 | - | 1,477.68     | 0.00 | 2022.01.05 | 0.00 | 2022.01.05 | 1,477.68     | 1,477.68     | 0.00 | 1,477.68     |
| National Water Supply & Drainage Board     | 2022-755    | 2022.01.05 | 232 | 1 | 1 | 0 | 1403 | 11 | - | 1,134.12     | 0.00 | 2022.01.05 | 0.00 | 2022.01.05 | 1,134.12     | 1,134.12     | 0.00 | 1,134.12     |
| National Water Supply & Drainage Board     | 2022-757    | 2022.01.05 | 232 | 1 | 1 | 0 | 1403 | 11 | - | 37,193.68    | 0.00 | 2022.01.05 | 0.00 | 2022.01.05 | 37,193.68    | 37,193.68    | 0.00 | 37,193.68    |
| Central Electricity Board                  | 2022-773    | 2022.01.17 | 232 | 1 | 1 | 0 | 1403 | 11 | - | 251,786.71   | 0.00 | 2022.01.17 | 0.00 | 2022.01.17 | 251,786.71   | 251,786.71   | 0.00 | 251,786.71   |
| Central Electricity Board                  | v68         | 2022.12.31 | 232 | 1 | 1 | 0 | 1403 | 11 | - | 265,103.00   | 0.00 | 2022.12.31 | 0.00 | 2022.12.31 | 265,103.00   | 265,103.00   | 0.00 | 265,103.00   |
| Central Electricity Board                  | v69         | 2022.12.31 | 232 | 1 | 1 | 0 | 1403 | 11 | - | 253,545.67   | 0.00 | 2022.12.31 | 0.00 | 2022.12.31 | 253,545.67   | 253,545.67   | 0.00 | 253,545.67   |
| Central Electricity Board                  | v70         | 2022.12.31 | 232 | 1 | 1 | 0 | 1403 | 11 | - | 3,856.42     | 0.00 | 2022.12.31 | 0.00 | 2022.12.31 | 3,856.42     | 3,856.42     | 0.00 | 3,856.42     |
| Central Electricity Board                  | v71         | 2022.12.31 | 232 | 1 | 1 | 0 | 1403 | 11 | - | 3,241.03     | 0.00 | 2022.12.31 | 0.00 | 2022.12.31 | 3,241.03     | 3,241.03     | 0.00 | 3,241.03     |
| National Water Supply & Drainage Board     | v72         | 2022.12.31 | 232 | 1 | 1 | 0 | 1403 | 11 | - | 19,846.70    | 0.00 | 2022.12.31 | 0.00 | 2022.12.31 | 19,846.70    | 19,846.70    | 0.00 | 19,846.70    |
| National Water Supply & Drainage Board     | v73         | 2022.12.31 | 232 | 1 | 1 | 0 | 1403 | 11 | - | 4,593.10     | 0.00 | 2022.12.31 | 0.00 | 2022.12.31 | 4,593.10     | 4,593.10     | 0.00 | 4,593.10     |
| National Water Supply & Drainage Board     | v74         | 2022.12.31 | 232 | 1 | 1 | 0 | 1403 | 11 | - | 2,408.10     | 0.00 | 2022.12.31 | 0.00 | 2022.12.31 | 2,408.10     | 2,408.10     | 0.00 | 2,408.10     |
| National Water Supply & Drainage Board     | 1           | 2022.12.31 | 232 | 1 | 1 | 0 | 1403 | 11 | - | 12,087.27    | 0.00 | 2022.12.31 | 0.00 | 2022.12.31 | 12,087.27    | 12,087.27    | 0.00 | 12,087.27    |
| National Water Supply & Drainage Board     | 2           | 2022.12.31 | 232 | 1 | 1 | 0 | 1403 | 11 | - | 192,429.50   | 0.00 | 2022.12.31 | 0.00 | 2022.12.31 | 192,429.50   | 192,429.50   | 0.00 | 192,429.50   |
| Central Electricity Board                  | 3           | 2022.12.31 | 232 | 1 | 1 | 0 | 1403 | 11 | - | 144,092.00   | 0.00 | 2022.12.31 | 0.00 | 2022.12.31 | 144,092.00   | 144,092.00   | 0.00 | 144,092.00   |
| Central Electricity Board                  | 4           | 2022.12.31 | 232 | 1 | 1 | 0 | 1403 | 11 | - | 10,465.65    | 0.00 | 2022.12.31 | 0.00 | 2022.12.31 | 10,465.65    | 10,465.65    | 0.00 | 10,465.65    |
| National Water Supply & Drainage Board     | D0401       | 2022.12.31 | 232 | 1 | 1 | 0 | 1403 | 11 | - | 355,902.00   | 0.00 | 2022.12.31 | 0.00 | 2022.12.31 | 355,902.00   | 355,902.00   | 0.00 | 355,902.00   |
| National Water Supply & Drainage Board     | D0402       | 2022.12.31 | 232 | 1 | 1 | 0 | 1403 | 11 | - | 99,840.02    | 0.00 | 2022.12.31 | 0.00 | 2022.12.31 | 99,840.02    | 99,840.02    | 0.00 | 99,840.02    |
| Central Electricity Board                  | 500         | 2022.12.23 | 232 | 1 | 1 | 0 | 1403 | 11 | - | 106,765.64   | 0.00 | 2022.12.23 | 0.00 | 2022.12.23 | 106,765.64   | 106,765.64   | 0.00 | 106,765.64   |
| National Water Supply & Drainage Board     | 1403/22/46  | 2022.12.31 | 232 | 1 | 1 | 0 | 1403 | 11 | - | 70,672.87    | 0.00 | 2022.12.31 | 0.00 | 2022.12.31 | 70,672.87    | 70,672.87    | 0.00 | 70,672.87    |
| National Water Supply & Drainage Board     | 1403/22/51  | 2022.12.31 | 232 | 1 | 1 | 0 | 1403 | 11 | - | 3,178.60     | 0.00 | 2022.12.31 | 0.00 | 2022.12.31 | 3,178.60     | 3,178.60     | 0.00 | 3,178.60     |
| Central Electricity Board                  | 1403/22/47  | 2022.12.31 | 232 | 1 | 1 | 0 | 1403 | 11 | - | 1,625.65     | 0.00 | 2022.12.   |      |            |              |              |      |              |



## CHAPTER 3

|                                     |  |            |            |     |      |         |         |            |            |              |              |              |              |              |              |
|-------------------------------------|--|------------|------------|-----|------|---------|---------|------------|------------|--------------|--------------|--------------|--------------|--------------|--------------|
| Ceylon Electricity Board            | 1403/22/48                                 | 2022.12.31 | 232        | 1   | 1    | 1       | 0       | 1403       | 11         | -            | 85,532.00    | 85,532.00    | 85,532.00    | 0.00         | 85,532.00    |
|                                     | 1125                                       | 2022.12.31 | 232        | 1   | 1    | 1       | 0       | 1404       | 11         | -            | 28,148.76    | 28,148.76    | 28,148.76    | 0.00         | 28,148.76    |
|                                     | 5  | 2022.12.31 | 232        | 1   | 0    | 1404    | 11      | -          | 28,050.00  | 28,050.00    | 28,050.00    | 0.00         | 28,050.00    |              |              |
|                                     | Pradeshasthambha-Monragalla                | 232        | 1          | 0   | 1404 | 11      | -       | 28,050.00  | 28,050.00  | 28,050.00    | 0.00         | 28,050.00    |              |              |              |
|                                     | National Building Research Organization    | 232        | 1          | 0   | 2104 | 11      | -       | 563,363.00 | 563,363.00 | 563,363.00   | 0.00         | 563,363.00   |              |              |              |
|                                     | -  | 2022.12.31 | 232        | 1   | 0    | 2104    | 11      | -          | 215,182.86 | 215,182.86   | 215,182.86   | 0.00         | 215,182.86   |              |              |
|                                     | State Engineering Corporation of Sri Lanka | 232        | 1          | 7   | 2    | 2509    | 11      | -          | 175,312.00 | 175,312.00   | 175,312.00   | 0.00         | 175,312.00   |              |              |
|                                     | Building Materials Corporation             | 649        | 2022.12.30 | 110 | 7    | 2       | 2509    | 11         | -          | 683,863.50   | 683,863.50   | 683,863.50   | 0.00         | 683,863.50   |              |
|                                     | Land Reclamation & Development Corporation | 646        | 2022.12.30 | 110 | 7    | 2       | 2509    | 11         | -          | 110,070.20   | 110,070.20   | 110,070.20   | 0.00         | 110,070.20   |              |
|                                     | Building Materials Corporation             | -          | 2022.12.14 | 232 | 1    | 0       | 11-2509 | 11         | -          | 96,043.00    | 96,043.00    | 96,043.00    | 0.00         | 96,043.00    |              |
| Building Materials Corporation      | -  | 2022.12.15 | 232        | 1   | 0    | 11-2509 | 11      | -          | 96,043.00  | 96,043.00    | 96,043.00    | 0.00         | 96,043.00    |              |              |
| Total                               |  |            |            |     |      |         |         |            |            |              | 5,682,708.60 | 5,682,708.60 | 5,682,708.60 | 0.00         | 5,682,708.60 |
| 3. Others (Private Parties)         |  |            |            |     |      |         |         |            |            |              |              |              |              |              |              |
| Supintendent of Prisons-Matara      | JAN 64                                     | 2018-2020  | 232        | 1   | 1    | 1       | 0       | 1001       | 11         | -            | 54,659.00    | 54,659.00    | 54,659.00    | 0.00         | 54,659.00    |
|                                     | 26/1001                                    | 2022.12.31 | 232        | 1   | 1    | 0       | 1001    | 11         | -          | 44,309.70    | 44,309.70    | 44,309.70    | 0.00         | 44,309.70    |              |
|                                     | 27/1001                                    | 2022.12.31 | 232        | 1   | 1    | 0       | 1001    | 11         | -          | 5,317.15     | 5,317.15     | 5,317.15     | 0.00         | 5,317.15     |              |
|                                     | 58   | 2022.12.31 | 232        | 1   | 0    | 1002    | 11      | -          | 17,166.40  | 17,166.40    | 17,166.40    | 0.00         | 17,166.40    |              |              |
|                                     | 58   | 2022.12.31 | 232        | 1   | 1    | 0       | 1002    | 11         | -          | 28,813.20    | 28,813.20    | 28,813.20    | 0.00         | 28,813.20    |              |
|                                     | 58   | 2022.12.31 | 232        | 1   | 1    | 0       | 1002    | 11         | -          | 7,807.74     | 7,807.74     | 7,807.74     | 0.00         | 7,807.74     |              |
|                                     | 54   | 2022.12.31 | 232        | 1   | 1    | 0       | 1002    | 11         | -          | 2,261,466.68 | 2,261,466.68 | 2,261,466.68 | 0.00         | 2,261,466.68 |              |
|                                     | 54   | 2022.12.31 | 232        | 1   | 1    | 0       | 1002    | 11         | -          | 172,747.78   | 172,747.78   | 172,747.78   | 0.00         | 172,747.78   |              |
|                                     | 54   | 2022.12.31 | 232        | 1   | 1    | 0       | 1002    | 11         | -          | 239,838.19   | 239,838.19   | 239,838.19   | 0.00         | 239,838.19   |              |
|                                     | 2023/1002/01                               | 2022.12.31 | 232        | 1   | 1    | 0       | 1002    | 11         | -          | 437,196.81   | 437,196.81   | 437,196.81   | 0.00         | 437,196.81   |              |
|                                     | 2023/1002/02                               | 2022.12.31 | 232        | 1   | 1    | 0       | 1002    | 11         | -          | 15,091.00    | 15,091.00    | 15,091.00    | 0.00         | 15,091.00    |              |
|                                     | -  | 2022.12.31 | 232        | 1   | 1    | 0       | 1002    | 11         | -          | 272,888.21   | 272,888.21   | 272,888.21   | 0.00         | 272,888.21   |              |
|                                     | -  | 2022.12.31 | 232        | 1   | 1    | 0       | 1002    | 11         | -          | 273,085.29   | 273,085.29   | 273,085.29   | 0.00         | 273,085.29   |              |
|                                     | 39   | 2022.12.31 | 232        | 1   | 1    | 0       | 1002    | 11         | -          | 283,852.02   | 283,852.02   | 283,852.02   | 0.00         | 283,852.02   |              |
|                                     | Supernintend of Prisons-Amradhapura        | D179       | 2022.12.31 | 232 | 1    | 1       | 0       | 1002       | 11         | -            | 276,318.35   | 276,318.35   | 276,318.35   | 0.00         | 276,318.35   |
|                                     | Supernintend of Prisons-Amradhapura        | B11        | 2022.12.31 | 232 | 1    | 1       | 0       | 1002       | 11         | -            | 277,079.73   | 277,079.73   | 277,079.73   | 0.00         | 277,079.73   |
|                                     | Supernintend of Prisons-Amradhapura        | 42         | 2022.12.31 | 232 | 1    | 1       | 0       | 1002       | 11         | -            | 2,307.00     | 2,307.00     | 2,307.00     | 0.00         | 2,307.00     |
|                                     | Supernintend of Prisons-Amradhapura        | 22         | 2022.12.31 | 232 | 1    | 1       | 0       | 1002       | 11         | -            | 169,424.21   | 169,424.21   | 169,424.21   | 0.00         | 169,424.21   |
|                                     | Supernintend of Prisons-Thaldena           | 22         | 2022.12.31 | 232 | 1    | 1       | 0       | 1002       | 11         | -            | 172,795.48   | 172,795.48   | 172,795.48   | 0.00         | 172,795.48   |
|                                     | Supernintend of Prisons-Thaldena           | D179       | 2022.12.12 | 232 | 1    | 1       | 0       | 1002       | 11         | -            | 270,654.96   | 270,654.96   | 270,654.96   | 0.00         | 270,654.96   |
|                                     | Supernintend of Prisons-Batticala          | D180       | 2022.12.12 | 232 | 1    | 1       | 0       | 1002       | 11         | -            | 268,206.49   | 268,206.49   | 268,206.49   | 0.00         | 268,206.49   |
|                                     | Supernintend of Prisons-Batticala          | B11        | 2023.01.31 | 232 | 1    | 1       | 0       | 1002       | 11         | -            | 9,844.92     | 9,844.92     | 9,844.92     | 0.00         | 9,844.92     |
|                                     | Supernintend of Prisons-Galle              | B12        | 2023.01.31 | 232 | 1    | 1       | 0       | 1002       | 11         | -            | 5,974.92     | 5,974.92     | 5,974.92     | 0.00         | 5,974.92     |
|                                     | Supernintend of Prisons-Galle              | B1         | 2023.01.19 | 232 | 1    | 1       | 0       | 1002       | 11         | -            | 2,091.66     | 2,091.66     | 2,091.66     | 0.00         | 2,091.66     |
|                                     | Supernintend of Prisons-Matara             | JAN 10     | 2023.01.19 | 232 | 1    | 1       | 0       | 1002       | 11         | -            | 163,520.51   | 163,520.51   | 163,520.51   | 0.00         | 163,520.51   |
|                                     | Supernintend of Prisons-Matara             | 2          | 2022.12.31 | 232 | 1    | 1       | 0       | 1002       | 11         | -            | 165,415.89   | 165,415.89   | 165,415.89   | 0.00         | 165,415.89   |
| Supernintend of Prisons-Matara      | JAN 12                                     | 2022.12.31 | 232        | 1   | 1    | 0       | 1002    | 11         | -          | 93,303.87    | 93,303.87    | 93,303.87    | 0.00         | 93,303.87    |              |
| Supernintend of Prisons-Matara      | JAN 11                                     | 2022.12.31 | 232        | 1   | 1    | 0       | 1002    | 11         | -          | 1,695,358.69 | 1,695,358.69 | 1,695,358.69 | 0.00         | 1,695,358.69 |              |
| Supernintend of Prisons-Matara      | JAN 13                                     | 2022.12.25 | 232        | 1   | 1    | 0       | 1002    | 11         | -          | 253,312.20   | 253,312.20   | 253,312.20   | 0.00         | 253,312.20   |              |
| Supernintend of Prisons-Matara      | JAN 14                                     | 2022.12.25 | 232        | 1   | 1    | 0       | 1002    | 11         | -          | 13,026.62    | 13,026.62    | 13,026.62    | 0.00         | 13,026.62    |              |
| Supernintend of Prisons-Matara      | JAN 15                                     | 2022.12.30 | 232        | 1   | 1    | 0       | 1002    | 11         | -          | 7,182.75     | 7,182.75     | 7,182.75     | 0.00         | 7,182.75     |              |
| Supernintend of Prisons-Kuwaita     | 30/1002                                    | 2022.12.31 | 232        | 1   | 1    | 0       | 1002    | 11         | -          | 2,248,200.00 | 2,248,200.00 | 2,248,200.00 | 0.00         | 2,248,200.00 |              |
| Supernintend of Prisons-Kuwaita     | 31/1002                                    | 2022.12.31 | 232        | 1   | 1    | 0       | 1002    | 11         | -          | 436,200.00   | 436,200.00   | 436,200.00   | 0.00         | 436,200.00   |              |
| Supernintend of Prisons-Kuwaita     | 32/1002                                    | 2022.10.31 | 232        | 1   | 1    | 0       | 1002    | 11         | -          | 299,762.79   | 299,762.79   | 299,762.79   | 0.00         | 299,762.79   |              |
| Supernintend of Prisons-Kuwaita     | 33/1002                                    | 2022.11.30 | 232        | 1   | 1    | 0       | 1002    | 11         | -          | 294,932.28   | 294,932.28   | 294,932.28   | 0.00         | 294,932.28   |              |
| Supernintend of Prisons-Kuwaita     | 34/1002                                    | 2022.12.31 | 232        | 1   | 1    | 0       | 1002    | 11         | -          | 305,671.85   | 305,671.85   | 305,671.85   | 0.00         | 305,671.85   |              |
| Supernintend of Prisons-Kuwaita     | 35/1002                                    | 2022.11.30 | 232        | 1   | 1    | 0       | 1002    | 11         | -          | 6,235.00     | 6,235.00     | 6,235.00     | 0.00         | 6,235.00     |              |
| Supernintend of Prisons-Kuwaita     | 36/1002                                    | 2022.12.31 | 232        | 1   | 1    | 0       | 1002    | 11         | -          | 18,060.00    | 18,060.00    | 18,060.00    | 0.00         | 18,060.00    |              |
| Assistant Superintendent of Prisons | TAM/1002/45                                | 2022.12.14 | 232        | 1   | 1    | 0       | 1002    | 11         | -          | 136,298.99   | 136,298.99   | 136,298.99   | 0.00         | 136,298.99   |              |
| Assistant Superintendent of Prisons | TAM/1002/46                                | 2022.12.31 | 232        | 1   | 1    | 0       | 1002    | 11         | -          | 888,061.60   | 888,061.60   | 888,061.60   | 0.00         | 888,061.60   |              |
| Assistant Superintendent of Prisons | TAM/1002/47                                | 2022.12.31 | 232        | 1   | 1    | 0       | 1002    | 11         | -          | 123,694.53   | 123,694.53   | 123,694.53   | 0.00         | 123,694.53   |              |
| Assistant Superintendent of Prisons | TAM/1002/48                                | 2022.12.31 | 232        | 1   | 1    | 0       | 1002    | 11         | -          | 18,983.52    | 18,983.52    | 18,983.52    | 0.00         | 18,983.52    |              |
| Supernintend of Prisons-Kaluthara   | 88   | 2022.12.14 | 232        | 1   | 1    | 0       | 1002    | 11         | -          | 411,636.76   | 411,636.76   | 411,636.76   | 0.00         | 411,636.76   |              |
| Supernintend of Prisons-Kaluthara   | 89   | 2022.01.06 | 232        | 1   | 1    | 0       | 1002    | 11         | -          | 47,885.00    | 47,885.00    | 47,885.00    | 0.00         | 47,885.00    |              |
| Supernintend of Prisons-Kaluthara   | 90   | 2022.12.23 | 232        | 1   | 1    | 0       | 1002    | 11         | -          | 32,523.05    | 32,523.05    | 32,523.05    | 0.00         | 32,523.05    |              |
| Supernintend of Prisons-Kaluthara   | 91   | 2022.01.06 | 232        | 1   | 1    | 0       | 1002    | 11         | -          | 2,096,564.09 | 2,096,564.09 | 2,096,564.09 | 0.00         | 2,096,564.09 |              |
| Supernintend of Prisons-Kaluthara   | 92   | 2022.01.06 | 232        | 1   | 1    | 0       | 1002    | 11         | -          | 7,262.71     | 7,262.71     | 7,262.71     | 0.00         | 7,262.71     |              |
| Supernintend of Prisons-Kaluthara   | 93   | 2022.01.06 | 232        | 1   | 1    | 0       | 1002    | 11         | -          | 1,301.47     | 1,301.47     | 1,301.47     | 0.00         | 1,301.47     |              |
| Supernintend of Prisons-Kaluthara   | 94   | 2022.01.31 | 232        | 1   | 1    | 0       | 1002    | 11         | -          | 407,949.57   | 407,949.57   | 407,949.57   | 0.00         | 407,949.57   |              |
| Supernintend of Prisons-Kaluthara   | 95   | 2023.01.06 | 232        | 1   | 1    | 0       | 1002    | 11         | -          | 1,569.17     | 1,569.17     | 1,569.17     | 0.00         | 1,569.17     |              |
| Supernintend of Prisons-Kaluthara   | 96   | 2023.01.06 | 232        | 1   | 1    | 0       | 1002    | 11         | -          | 20,870.52    | 20,870.52    | 20,870.52    | 0.00         | 20,870.52    |              |



|              |   |            |     |   |   |   |      |    |   |              |              |              |      |              |
|--------------|---|------------|-----|---|---|---|------|----|---|--------------|--------------|--------------|------|--------------|
| 97           | Superintendent of Prisons - Kuluha              | 2022.01.06 | 232 | 1 | 1 | 0 | 1002 | 11 | - | 317,666.70   | 317,666.70   | 317,666.70   | 0.00 | 317,666.70   |
| 98           | Superintendent of Prisons - Kuluha              | 2023.01.06 | 232 | 1 | 1 | 0 | 1002 | 11 | - | 2,554.00     | 2,554.00     | 2,554.00     | 0.00 | 2,554.00     |
| 976          | Priyanka Trade Center                           | 2022.12.31 | 232 | 1 | 1 | 0 | 1002 | 11 | - | 2,000.00     | 2,000.00     | 2,000.00     | 0.00 | 2,000.00     |
| 981          | Superintendent of Prisons - Kegalle             | 2022.12.31 | 232 | 1 | 1 | 0 | 1002 | 11 | - | 1,461,860.98 | 1,461,860.98 | 1,461,860.98 | 0.00 | 1,461,860.98 |
| 982          | Superintendent of Prisons - Kegalle             | 2022.12.31 | 232 | 1 | 1 | 0 | 1002 | 11 | - | 258,756.95   | 258,756.95   | 258,756.95   | 0.00 | 258,756.95   |
| 983          | Superintendent of Prisons - Kegalle             | 2022.12.31 | 232 | 1 | 1 | 0 | 1002 | 11 | - | 244,072.05   | 244,072.05   | 244,072.05   | 0.00 | 244,072.05   |
| 984          | Superintendent of Prisons - Kegalle             | 2022.12.31 | 232 | 1 | 1 | 0 | 1002 | 11 | - | 60,674.00    | 60,674.00    | 60,674.00    | 0.00 | 60,674.00    |
| 985          | Superintendent of Prisons - Kegalle             | 2022.12.31 | 232 | 1 | 1 | 0 | 1002 | 11 | - | 12,107.00    | 12,107.00    | 12,107.00    | 0.00 | 12,107.00    |
| 986          | Superintendent of Prisons - Kegalle             | 2022.12.31 | 232 | 1 | 1 | 0 | 1002 | 11 | - | 6,505.00     | 6,505.00     | 6,505.00     | 0.00 | 6,505.00     |
| 987          | Superintendent of Prisons - Kegalle             | 2022.12.31 | 232 | 1 | 1 | 0 | 1002 | 11 | - | 144,536.34   | 144,536.34   | 144,536.34   | 0.00 | 144,536.34   |
| 988          | Superintendent of Prisons - Kegalle             | 2022.12.31 | 232 | 1 | 1 | 0 | 1002 | 11 | - | 148,909.13   | 148,909.13   | 148,909.13   | 0.00 | 148,909.13   |
| 2022-764     | Assistant Superintendent of Prisons - Wararaka  | 2022.12.31 | 232 | 1 | 1 | 0 | 1002 | 11 | - | 1,054.66     | 1,054.66     | 1,054.66     | 0.00 | 1,054.66     |
| 2022-777     | Assistant Superintendent of Prisons - Wararaka  | 2022.12.31 | 232 | 1 | 1 | 0 | 1002 | 11 | - | 102,513.51   | 102,513.51   | 102,513.51   | 0.00 | 102,513.51   |
| v1           | Superintendent of Prisons - Wararaka            | 2022.12.31 | 232 | 1 | 1 | 0 | 1002 | 11 | - | 1,826,869.52 | 1,826,869.52 | 1,826,869.52 | 0.00 | 1,826,869.52 |
| v2           | Superintendent of Prisons - Wararaka            | 2022.12.31 | 232 | 1 | 1 | 0 | 1002 | 11 | - | 161,762.43   | 161,762.43   | 161,762.43   | 0.00 | 161,762.43   |
| v3           | Superintendent of Prisons - Wararaka            | 2022.12.31 | 232 | 1 | 1 | 0 | 1002 | 11 | - | 82,436.48    | 82,436.48    | 82,436.48    | 0.00 | 82,436.48    |
| v4           | Superintendent of Prisons - Wararaka            | 2022.12.31 | 232 | 1 | 1 | 0 | 1002 | 11 | - | 144,017.94   | 144,017.94   | 144,017.94   | 0.00 | 144,017.94   |
| v5           | Superintendent of Prisons - Wararaka            | 2022.12.31 | 232 | 1 | 1 | 0 | 1002 | 11 | - | 256,048.28   | 256,048.28   | 256,048.28   | 0.00 | 256,048.28   |
| v6           | Superintendent of Prisons - Wararaka            | 2022.12.31 | 232 | 1 | 1 | 0 | 1002 | 11 | - | 35,198.22    | 35,198.22    | 35,198.22    | 0.00 | 35,198.22    |
| v7           | Superintendent of Prisons - Wararaka            | 2022.12.31 | 232 | 1 | 1 | 0 | 1002 | 11 | - | 30,508.26    | 30,508.26    | 30,508.26    | 0.00 | 30,508.26    |
| v8           | Superintendent of Prisons - Wararaka            | 2022.12.31 | 232 | 1 | 1 | 0 | 1002 | 11 | - | 31,146.78    | 31,146.78    | 31,146.78    | 0.00 | 31,146.78    |
| v9           | Superintendent of Prisons - Wararaka            | 2022.12.31 | 232 | 1 | 1 | 0 | 1002 | 11 | - | 364,071.02   | 364,071.02   | 364,071.02   | 0.00 | 364,071.02   |
| v10          | Superintendent of Prisons - Wararaka            | 2022.12.31 | 232 | 1 | 1 | 0 | 1002 | 11 | - | 362,256.08   | 362,256.08   | 362,256.08   | 0.00 | 362,256.08   |
| v11          | Superintendent of Prisons - Wararaka            | 2022.12.31 | 232 | 1 | 1 | 0 | 1002 | 11 | - | 363,162.31   | 363,162.31   | 363,162.31   | 0.00 | 363,162.31   |
| D0414        | Superintendent of Prisons - Polonnaruwa         | 2022.12.01 | 232 | 1 | 1 | 0 | 1002 | 11 | - | 318,835.12   | 318,835.12   | 318,835.12   | 0.00 | 318,835.12   |
| D0390        | Superintendent of Prisons - Polonnaruwa         | 2022.12.31 | 232 | 1 | 1 | 0 | 1002 | 11 | - | 1,164,653.23 | 1,164,653.23 | 1,164,653.23 | 0.00 | 1,164,653.23 |
| D0392        | Superintendent of Prisons - Polonnaruwa         | 2022.12.31 | 232 | 1 | 1 | 0 | 1002 | 11 | - | 37,410.00    | 37,410.00    | 37,410.00    | 0.00 | 37,410.00    |
| D0415        | Superintendent of Prisons - Polonnaruwa         | 2022.12.31 | 232 | 1 | 1 | 0 | 1002 | 11 | - | 320,425.31   | 320,425.31   | 320,425.31   | 0.00 | 320,425.31   |
| D0391        | Superintendent of Prisons - Polonnaruwa         | 2022.12.31 | 232 | 1 | 1 | 0 | 1002 | 11 | - | 158,551.29   | 158,551.29   | 158,551.29   | 0.00 | 158,551.29   |
| D0416        | Superintendent of Prisons - Polonnaruwa         | 2022.12.31 | 232 | 1 | 1 | 0 | 1002 | 11 | - | 73,737.00    | 73,737.00    | 73,737.00    | 0.00 | 73,737.00    |
| 509          | Assistant Superintendent of Prisons - Ambepussa | 2022.12.23 | 232 | 1 | 1 | 0 | 1002 | 11 | - | 69,021.78    | 69,021.78    | 69,021.78    | 0.00 | 69,021.78    |
| 514          | Assistant Superintendent of Prisons - Ambepussa | 2022.12.31 | 232 | 1 | 1 | 0 | 1002 | 11 | - | 86,743.44    | 86,743.44    | 86,743.44    | 0.00 | 86,743.44    |
| 1002/22/75   | Assistant Superintendent of Prisons - Vavuniya  | 2022.12.15 | 232 | 1 | 1 | 0 | 1002 | 11 | - | 127,206.50   | 127,206.50   | 127,206.50   | 0.00 | 127,206.50   |
| 1002/22/76   | Assistant Superintendent of Prisons - Vavuniya  | 2022.12.15 | 232 | 1 | 1 | 0 | 1002 | 11 | - | 127,456.25   | 127,456.25   | 127,456.25   | 0.00 | 127,456.25   |
| 25           | Prison Headquarters                             | 2022.12.31 | 232 | 1 | 1 | 0 | 1003 | 11 | - | 175,580.00   | 175,580.00   | 175,580.00   | 0.00 | 175,580.00   |
| 23-01-35     | Superintendent of Prisons - Welikda             | 2022.12.31 | 232 | 1 | 1 | 0 | 1003 | 11 | - | 1,500.00     | 1,500.00     | 1,500.00     | 0.00 | 1,500.00     |
| 23-01-01     | Superintendent of Prisons - CRP                 | 2022.12.18 | 232 | 1 | 1 | 0 | 1003 | 11 | - | 373,259.52   | 373,259.52   | 373,259.52   | 0.00 | 373,259.52   |
| 23-01-02     | Superintendent of Prisons - CRP                 | 2022.12.18 | 232 | 1 | 1 | 0 | 1003 | 11 | - | 3,750.00     | 3,750.00     | 3,750.00     | 0.00 | 3,750.00     |
| 23-01-06     | Superintendent of Prisons - CRP                 | 2022.07.05 | 232 | 1 | 1 | 0 | 1003 | 11 | - | 2,000.00     | 2,000.00     | 2,000.00     | 0.00 | 2,000.00     |
| 23-01-04     | Superintendent of Prisons - CRP                 | 2022.12.31 | 232 | 1 | 1 | 0 | 1003 | 11 | - | 50,800.00    | 50,800.00    | 50,800.00    | 0.00 | 50,800.00    |
| E 1013       | Superintendent of Prisons - Nqazha              | 2022.10.25 | 232 | 1 | 1 | 0 | 1003 | 11 | - | 2,000.00     | 2,000.00     | 2,000.00     | 0.00 | 2,000.00     |
| -            | Superintendent of Prisons - Mahara              | 2022.12.31 | 232 | 1 | 1 | 0 | 1003 | 11 | - | 250,872.23   | 250,872.23   | 250,872.23   | 0.00 | 250,872.23   |
| -            | Superintendent of Prisons - Mahara              | 2023.01.19 | 232 | 1 | 1 | 0 | 1003 | 11 | - | 58,833.32    | 58,833.32    | 58,833.32    | 0.00 | 58,833.32    |
| -            | Superintendent of Prisons - Mahara              | 2023.01.19 | 232 | 1 | 1 | 0 | 1003 | 11 | - | 4,000.00     | 4,000.00     | 4,000.00     | 0.00 | 4,000.00     |
| -            | Superintendent of Prisons - Mahara              | 2023.01.19 | 232 | 1 | 1 | 0 | 1003 | 11 | - | 63,900.00    | 63,900.00    | 63,900.00    | 0.00 | 63,900.00    |
| -            | Superintendent of Prisons - Mahara              | 2023.01.19 | 232 | 1 | 1 | 0 | 1003 | 11 | - | 3,600.00     | 3,600.00     | 3,600.00     | 0.00 | 3,600.00     |
| -            | Superintendent of Prisons - Mahara              | 2023.01.19 | 232 | 1 | 1 | 0 | 1003 | 11 | - | 8,000.00     | 8,000.00     | 8,000.00     | 0.00 | 8,000.00     |
| -            | Superintendent of Prisons - Mahara              | 2023.01.19 | 232 | 1 | 1 | 0 | 1003 | 11 | - | 324,380.88   | 324,380.88   | 324,380.88   | 0.00 | 324,380.88   |
| -            | Superintendent of Prisons - Mahara              | 2023.01.19 | 232 | 1 | 1 | 0 | 1003 | 11 | - | 60,999.99    | 60,999.99    | 60,999.99    | 0.00 | 60,999.99    |
| -            | Superintendent of Prisons - Mahara              | 2023.01.19 | 232 | 1 | 1 | 0 | 1003 | 11 | - | 29,104.76    | 29,104.76    | 29,104.76    | 0.00 | 29,104.76    |
| 55           | Superintendent of Prisons - Nqombi              | 2022.12.31 | 232 | 1 | 1 | 0 | 1003 | 11 | - | 40,071.40    | 40,071.40    | 40,071.40    | 0.00 | 40,071.40    |
| 55           | Superintendent of Prisons - Nqombi              | 2022.12.31 | 232 | 1 | 1 | 0 | 1003 | 11 | - | 23,700.00    | 23,700.00    | 23,700.00    | 0.00 | 23,700.00    |
| 55           | Superintendent of Prisons - Nqombi              | 2022.12.31 | 232 | 1 | 1 | 0 | 1003 | 11 | - | 309,692.86   | 309,692.86   | 309,692.86   | 0.00 | 309,692.86   |
| 55           | Superintendent of Prisons - Nqombi              | 2022.12.31 | 232 | 1 | 1 | 0 | 1003 | 11 | - | 4,000.00     | 4,000.00     | 4,000.00     | 0.00 | 4,000.00     |
| 55           | Superintendent of Prisons - Nqombi              | 2022.12.31 | 232 | 1 | 1 | 0 | 1003 | 11 | - | 46,300.00    | 46,300.00    | 46,300.00    | 0.00 | 46,300.00    |
| 2023/1003/03 | Superintendent of Prisons - Bogambara           | 2022.12.31 | 232 | 1 | 1 | 0 | 1003 | 11 | - | 3,600.00     | 3,600.00     | 3,600.00     | 0.00 | 3,600.00     |
| 2023/1003/05 | Superintendent of Prisons - Bogambara           | 2022.12.31 | 232 | 1 | 1 | 0 | 1003 | 11 | - | 15,200.00    | 15,200.00    | 15,200.00    | 0.00 | 15,200.00    |
| 2023/1003/06 | Superintendent of Prisons - Bogambara           | 2022.12.31 | 232 | 1 | 1 | 0 | 1003 | 11 | - | 463,004.61   | 463,004.61   | 463,004.61   | 0.00 | 463,004.61   |
| 2023/1003/07 | Superintendent of Prisons - Bogambara           | 2022.12.31 | 232 | 1 | 1 | 0 | 1003 | 11 | - | 42,900.00    | 42,900.00    | 42,900.00    | 0.00 | 42,900.00    |
| 2023/1003/08 | Superintendent of Prisons - Bogambara           | 2022.12.31 | 232 | 1 | 1 | 0 | 1003 | 11 | - | 25,350.00    | 25,350.00    | 25,350.00    | 0.00 | 25,350.00    |
| 2023/1003/09 | Superintendent of Prisons - Bogambara           | 2022.12.31 | 232 | 1 | 1 | 0 | 1003 | 11 | - | 3,200.00     | 3,200.00     | 3,200.00     | 0.00 | 3,200.00     |
| 2023/1003/01 | Superintendent of Prisons - Bogambara           | 2022.12.31 | 232 | 1 | 1 | 0 | 1003 | 11 | - | 13,950.00    | 13,950.00    | 13,950.00    | 0.00 | 13,950.00    |
| 2023/1003/02 | Superintendent of Prisons - Bogambara           | 2022.12.31 | 232 | 1 | 1 | 0 | 1003 | 11 | - | 7,000.00     | 7,000.00     | 7,000.00     | 0.00 | 7,000.00     |
| -            | Superintendent of Prisons - Jaffna              | 2022.12.31 | 232 | 1 | 1 | 0 | 1003 | 11 | - | 89,450.00    | 89,450.00    | 89,450.00    | 0.00 | 89,450.00    |
| -            | Superintendent of Prisons - Jaffna              | 2022.12.31 | 232 | 1 | 1 | 0 | 1003 | 11 | - | 388,450.00   | 388,450.00   | 388,450.00   | 0.00 | 388,450.00   |



# CHAPTER 3

|            |   |            |     |   |   |   |   |      |    |   |            |      |            |      |            |        |            |      |            |
|------------|---|------------|-----|---|---|---|---|------|----|---|------------|------|------------|------|------------|--------|------------|------|------------|
| 1193       | Superintendent of Prisons-Anuradhapura        | 2022.12.31 | 232 | 1 | 1 | 1 | 0 | 1003 | 11 | - | 65,800.00  | 0.00 | 2022.12.31 | 0.00 | 65,800.00  | 0.00   | 65,800.00  | 0.00 | 65,800.00  |
| 44         | Superintendent of Prisons-Anuradhapura        | 2022.12.31 | 232 | 1 | 1 | 1 | 0 | 1003 | 11 | - | 371,655.35 | 0.00 | 2022.12.31 | 0.00 | 371,655.35 | 0.00   | 371,655.35 | 0.00 | 371,655.35 |
| 1197       | Superintendent of Prisons-Anuradhapura        | 2022.12.31 | 232 | 1 | 1 | 1 | 0 | 1003 | 11 | - | 1,714.24   | 0.00 | 2022.12.31 | 0.00 | 1,714.24   | 0.00   | 1,714.24   | 0.00 | 1,714.24   |
| 46         | Superintendent of Prisons-Anuradhapura        | 2022.12.31 | 232 | 1 | 1 | 1 | 0 | 1003 | 11 | - | 60,205.00  | 0.00 | 2022.12.31 | 0.00 | 60,205.00  | 0.00   | 60,205.00  | 0.00 | 60,205.00  |
| 1003 L 1   | Superintendent of Prisons-Thalanda            | 2022.12.31 | 232 | 1 | 1 | 1 | 0 | 1003 | 11 | - | 20,000.00  | 0.00 | 2022.12.31 | 0.00 | 20,000.00  | 0.00   | 20,000.00  | 0.00 | 20,000.00  |
| 1003 L 2   | Superintendent of Prisons-Thalanda            | 2022.12.31 | 232 | 1 | 1 | 1 | 0 | 1003 | 11 | - | 4,000.00   | 0.00 | 2022.12.31 | 0.00 | 4,000.00   | 0.00   | 4,000.00   | 0.00 | 4,000.00   |
| 1003 L 3   | Superintendent of Prisons-Thalanda            | 2022.12.31 | 232 | 1 | 1 | 1 | 0 | 1003 | 11 | - | 72,000.00  | 0.00 | 2022.12.31 | 0.00 | 72,000.00  | 0.00   | 72,000.00  | 0.00 | 72,000.00  |
| C105       | Superintendent of Prisons-Galle               | 2022.12.31 | 232 | 1 | 1 | 1 | 0 | 1003 | 11 | - | 51,800.00  | 0.00 | 2022.12.31 | 0.00 | 51,800.00  | 0.00   | 51,800.00  | 0.00 | 51,800.00  |
| C106       | Superintendent of Prisons-Galle               | 2022.12.31 | 232 | 1 | 1 | 1 | 0 | 1003 | 11 | - | 169,447.50 | 0.00 | 2022.12.31 | 0.00 | 169,447.50 | 0.00   | 169,447.50 | 0.00 | 169,447.50 |
| C107       | Superintendent of Prisons-Galle               | 2022.12.31 | 232 | 1 | 1 | 1 | 0 | 1003 | 11 | - | 12,485.71  | 0.00 | 2022.12.31 | 0.00 | 12,485.71  | 0.00   | 12,485.71  | 0.00 | 12,485.71  |
| C108       | Superintendent of Prisons-Galle               | 2022.12.31 | 232 | 1 | 1 | 1 | 0 | 1003 | 11 | - | 5,800.00   | 0.00 | 2022.12.31 | 0.00 | 5,800.00   | 0.00   | 5,800.00   | 0.00 | 5,800.00   |
| C1         | Superintendent of Prisons-Matara              | 2022.12.31 | 232 | 1 | 1 | 1 | 0 | 1003 | 11 | - | 26,142.85  | 0.00 | 2022.12.31 | 0.00 | 26,142.85  | 0.00   | 26,142.85  | 0.00 | 26,142.85  |
| JAN 17     | Superintendent of Prisons-Matara              | 2022.12.31 | 232 | 1 | 1 | 1 | 0 | 1003 | 11 | - | 43,142.85  | 0.00 | 2022.12.31 | 0.00 | 43,142.85  | 0.00   | 43,142.85  | 0.00 | 43,142.85  |
| JAN 20     | Superintendent of Prisons-Matara              | 2022.12.31 | 232 | 1 | 1 | 1 | 0 | 1003 | 11 | - | 95,064.20  | 0.00 | 2022.12.31 | 0.00 | 95,064.20  | 0.00   | 95,064.20  | 0.00 | 95,064.20  |
| JAN 18     | Superintendent of Prisons-Matara              | 2022.12.31 | 232 | 1 | 1 | 1 | 0 | 1003 | 11 | - | 142,733.27 | 0.00 | 2022.12.31 | 0.00 | 142,733.27 | 0.00   | 142,733.27 | 0.00 | 142,733.27 |
| JAN 19     | Superintendent of Prisons-Matara              | 2022.12.31 | 232 | 1 | 1 | 1 | 0 | 1003 | 11 | - | 9,600.00   | 0.00 | 2022.12.31 | 0.00 | 9,600.00   | 0.00   | 9,600.00   | 0.00 | 9,600.00   |
| JAN 21     | Superintendent of Prisons-Matara              | 2022.12.31 | 232 | 1 | 1 | 1 | 0 | 1003 | 11 | - | 4,000.00   | 0.00 | 2022.12.31 | 0.00 | 4,000.00   | 0.00   | 4,000.00   | 0.00 | 4,000.00   |
| -          | Assistant Superintendent of Prisons           | 2022.12.31 | 232 | 1 | 1 | 1 | 0 | 1003 | 11 | - | 99,771.41  | 0.00 | 2022.12.31 | 0.00 | 99,771.41  | 0.00   | 99,771.41  | 0.00 | 99,771.41  |
| -          | Assistant Superintendent of Prisons           | 2022.12.31 | 232 | 1 | 1 | 1 | 0 | 1003 | 11 | - | 2,035.71   | 0.00 | 2022.12.31 | 0.00 | 2,035.71   | 0.00   | 2,035.71   | 0.00 | 2,035.71   |
| -          | Assistant Superintendent of Prisons           | 2022.12.31 | 232 | 1 | 1 | 1 | 0 | 1003 | 11 | - | 3,450.00   | 0.00 | 2022.12.31 | 0.00 | 3,450.00   | 0.00   | 3,450.00   | 0.00 | 3,450.00   |
| -          | Assistant Superintendent of Prisons           | 2022.12.31 | 232 | 1 | 1 | 1 | 0 | 1003 | 11 | - | 20,200.00  | 0.00 | 2022.12.31 | 0.00 | 20,200.00  | 0.00   | 20,200.00  | 0.00 | 20,200.00  |
| 1300       | Superintendent of Prisons-Anuradhapura        | 2022.12.31 | 232 | 1 | 1 | 1 | 0 | 1003 | 11 | - | 195,000.00 | 0.00 | 2022.12.31 | 0.00 | 195,000.00 | 0.00   | 195,000.00 | 0.00 | 195,000.00 |
| 1301       | Superintendent of Prisons-Anuradhapura        | 2022.12.31 | 232 | 1 | 1 | 1 | 0 | 1003 | 11 | - | 25,238.06  | 0.00 | 2022.12.31 | 0.00 | 25,238.06  | 0.00   | 25,238.06  | 0.00 | 25,238.06  |
| 1302       | Superintendent of Prisons-Anuradhapura        | 2022.12.31 | 232 | 1 | 1 | 1 | 0 | 1003 | 11 | - | 4,800.00   | 0.00 | 2022.12.31 | 0.00 | 4,800.00   | 0.00   | 4,800.00   | 0.00 | 4,800.00   |
| 1303       | Superintendent of Prisons-Kuruvila            | 2022.12.31 | 232 | 1 | 1 | 1 | 0 | 1003 | 11 | - | 1,800.00   | 0.00 | 2022.12.31 | 0.00 | 1,800.00   | 0.00   | 1,800.00   | 0.00 | 1,800.00   |
| 397/1003   | Superintendent of Prisons-Kuruvila            | 2022.12.31 | 232 | 1 | 1 | 1 | 0 | 1003 | 11 | - | 42,000.00  | 0.00 | 2022.12.31 | 0.00 | 42,000.00  | 0.00   | 42,000.00  | 0.00 | 42,000.00  |
| 401/1003   | Superintendent of Prisons-Kuruvila            | 2022.12.31 | 232 | 1 | 1 | 1 | 0 | 1003 | 11 | - | 468,200.00 | 0.00 | 2022.12.31 | 0.00 | 468,200.00 | 0.00   | 468,200.00 | 0.00 | 468,200.00 |
| 41/1003    | Superintendent of Prisons-Kuruvila            | 2022.12.31 | 232 | 1 | 1 | 1 | 0 | 1003 | 11 | - | 25,745.35  | 0.00 | 2022.12.31 | 0.00 | 25,745.35  | 0.00   | 25,745.35  | 0.00 | 25,745.35  |
| 42/1003    | Superintendent of Prisons-Kuruvila            | 2022.12.31 | 232 | 1 | 1 | 1 | 0 | 1003 | 11 | - | 3,357.14   | 0.00 | 2022.12.31 | 0.00 | 3,357.14   | 0.00   | 3,357.14   | 0.00 | 3,357.14   |
| 1/1003     | Superintendent of Prisons-Kuruvila            | 2022.12.31 | 232 | 1 | 1 | 1 | 0 | 1003 | 11 | - | 12,000.00  | 0.00 | 2022.12.31 | 0.00 | 12,000.00  | 0.00   | 12,000.00  | 0.00 | 12,000.00  |
| 2/1003     | Superintendent of Prisons-Kuruvila            | 2022.12.31 | 232 | 1 | 1 | 1 | 0 | 1003 | 11 | - | 18,000.00  | 0.00 | 2022.12.31 | 0.00 | 18,000.00  | 0.00   | 18,000.00  | 0.00 | 18,000.00  |
| -          | Superintendent of Prisons-Prison Headquarters | 2022.12.31 | 232 | 1 | 1 | 1 | 0 | 1003 | 11 | - | 138,490.00 | 0.00 | 2022.12.31 | 0.00 | 138,490.00 | 0.00   | 138,490.00 | 0.00 | 138,490.00 |
| 22/1003/67 | Assistant Superintendent of Prisons           | 2022.12.31 | 232 | 1 | 1 | 1 | 0 | 1003 | 11 | - | 6,000.00   | 0.00 | 2022.12.31 | 0.00 | 6,000.00   | 0.00   | 6,000.00   | 0.00 | 6,000.00   |
| TN/1003/50 | Assistant Superintendent of Prisons           | 2022.12.31 | 232 | 1 | 1 | 1 | 0 | 1003 | 11 | - | 167,400.00 | 0.00 | 2022.12.31 | 0.00 | 167,400.00 | 0.00   | 167,400.00 | 0.00 | 167,400.00 |
| TN/1003/51 | Assistant Superintendent of Prisons           | 2022.12.31 | 232 | 1 | 1 | 1 | 0 | 1003 | 11 | - | 4,000.00   | 0.00 | 2022.12.31 | 0.00 | 4,000.00   | 0.00   | 4,000.00   | 0.00 | 4,000.00   |
| TN/1003/52 | Assistant Superintendent of Prisons           | 2022.12.31 | 232 | 1 | 1 | 1 | 0 | 1003 | 11 | - | 14,000.00  | 0.00 | 2022.12.31 | 0.00 | 14,000.00  | 0.00   | 14,000.00  | 0.00 | 14,000.00  |
| TN/1003/53 | Assistant Superintendent of Prisons           | 2022.12.31 | 232 | 1 | 1 | 1 | 0 | 1003 | 11 | - | 3,150.00   | 0.00 | 2022.12.31 | 0.00 | 3,150.00   | 0.00   | 3,150.00   | 0.00 | 3,150.00   |
| 99         | Superintendent of Prisons-Kegalle             | 2022.12.31 | 232 | 1 | 1 | 1 | 0 | 1003 | 11 | - | 65,300.00  | 0.00 | 2022.12.31 | 0.00 | 65,300.00  | 0.00   | 65,300.00  | 0.00 | 65,300.00  |
| 918        | Superintendent of Prisons-Kegalle             | 2022.12.31 | 232 | 1 | 1 | 1 | 0 | 1003 | 11 | - | 4,000.00   | 0.00 | 2022.12.31 | 0.00 | 4,000.00   | 0.00   | 4,000.00   | 0.00 | 4,000.00   |
| 990        | Superintendent of Prisons-Kegalle             | 2022.12.31 | 232 | 1 | 1 | 1 | 0 | 1003 | 11 | - | 36,000.00  | 0.00 | 2022.12.31 | 0.00 | 36,000.00  | 0.00   | 36,000.00  | 0.00 | 36,000.00  |
| 991        | Superintendent of Prisons-Kegalle             | 2022.12.31 | 232 | 1 | 1 | 1 | 0 | 1003 | 11 | - | 150,133.29 | 0.00 | 2022.12.31 | 0.00 | 150,133.29 | 0.00   | 150,133.29 | 0.00 | 150,133.29 |
| 992        | Superintendent of Prisons-Kegalle             | 2022.12.31 | 232 | 1 | 1 | 1 | 0 | 1003 | 11 | - | 22,599.99  | 0.00 | 2022.12.31 | 0.00 | 22,599.99  | 0.00   | 22,599.99  | 0.00 | 22,599.99  |
| 993        | Superintendent of Prisons-Kegalle             | 2022.12.31 | 232 | 1 | 1 | 1 | 0 | 1003 | 11 | - | 89,499.95  | 0.00 | 2022.12.31 | 0.00 | 89,499.95  | 0.00   | 89,499.95  | 0.00 | 89,499.95  |
| 994        | Superintendent of Prisons-Kegalle             | 2022.12.31 | 232 | 1 | 1 | 1 | 0 | 1003 | 11 | - | 41,592.85  | 0.00 | 2022.12.31 | 0.00 | 41,592.85  | 0.00   | 41,592.85  | 0.00 | 41,592.85  |
| -          | Superintendent of Prisons-Boossa              | 2022.12.31 | 232 | 1 | 1 | 1 | 0 | 1003 | 11 | - | 56,700.00  | 0.00 | 2022.12.31 | 0.00 | 56,700.00  | 0.00   | 56,700.00  | 0.00 | 56,700.00  |
| -          | Superintendent of Prisons-Boossa              | 2022.12.31 | 232 | 1 | 1 | 1 | 0 | 1003 | 11 | - | 126,018.97 | 0.00 | 2022.12.31 | 0.00 | 126,018.97 | 0.00   | 126,018.97 | 0.00 | 126,018.97 |
| -          | Superintendent of Prisons-Boossa              | 2022.12.31 | 232 | 1 | 1 | 1 | 0 | 1003 | 11 | - | 203,450.00 | 0.00 | 2022.12.31 | 0.00 | 203,450.00 | 0.00   | 203,450.00 | 0.00 | 203,450.00 |
| 2022-775   | Assistant Superintendent of Prisons-Watara    | 2022.12.31 | 232 | 1 | 1 | 1 | 0 | 1003 | 11 | - | 1,050.00   | 0.00 | 2022.12.31 | 0.00 | 1,050.00   | 0.00   | 1,050.00   | 0.00 | 1,050.00   |
| 2022-778   | Assistant Superintendent of Prisons-Watara    | 2022.12.31 | 232 | 1 | 1 | 1 | 0 | 1003 | 11 | - | 55,000.00  | 0.00 | 2022.12.31 | 0.00 | 55,000.00  | 0.00   | 55,000.00  | 0.00 | 55,000.00  |
| 779        | Superintendent of Prisons-Watara              | 2022.12.31 | 232 | 1 | 1 | 1 | 0 | 1003 | 11 | - | 101,104.74 | 0.00 | 2022.12.31 | 0.00 | 101,104.74 | 0.00   | 101,104.74 | 0.00 | 101,104.74 |
| v12        | Superintendent of Prisons-Warvavola           | 2022.12.31 | 232 | 1 | 1 | 1 | 0 | 1003 | 11 | - | 35,400.00  | 0.00 | 2022.12.31 | 0.00 | 35,400.00  | 0.00   | 35,400.00  | 0.00 | 35,400.00  |
| v13        | Superintendent of Prisons-Warvavola           | 2022.12.31 | 232 | 1 | 1 | 1 | 0 | 1003 | 11 | - | 4,000.00   | 0.00 | 2022.12.31 | 0.00 | 4,000.00   | 0.00   | 4,000.00   | 0.00 | 4,000.00   |
| v14        | Superintendent of Prisons-Warvavola           | 2022.12.31 | 232 | 1 | 1 | 1 | 0 | 1003 | 11 | - | 5,287.00   | 0.00 | 2022.12.31 | 0.00 | 5,287.00   | 0.00   | 5,287.00   | 0.00 | 5,287.00   |
| v15        | Superintendent of Prisons-Warvavola           | 2022.12.31 | 232 | 1 | 1 | 1 | 0 | 1003 | 11 | - | 293,730.92 | 0.00 | 2022.12.31 | 0.00 | 293,730.92 | 0.00   | 293,730.92 | 0.00 | 293,730.92 |
| v16        | Superintendent of Prisons-Warvavola           | 2022.12.31 | 232 | 1 | 1 | 1 | 0 | 1003 | 11 | - | 25,179.52  | 0.00 | 2022.12.31 | 0.00 | 25,179.52  | 0.00   | 25,179.52  | 0.00 | 25,179.52  |
| v17        | Superintendent of Prisons-Warvavola           | 2022.12.31 | 232 | 1 | 1 | 1 | 0 | 1003 | 11 | - | 51,175.00  | 0.00 | 2022.12.31 | 0.00 | 51,175.00  | 0.00   | 51,175.00  | 0.00 | 51,175.00  |
| v18        | Superintendent of Prisons-Warvavola           | 2022.12.31 | 232 | 1 | 1 | 1 | 0 | 1003 | 11 | - | 25,179.52  | 0.00 | 2022.12.31 | 0.00 | 25,179.52  | 0.00   | 25,179.52  | 0.00 | 25,179.52  |
| 66         | Superintendent of Prisons                     | 2022.12.31 | 232 | 1 | 1 | 1 | 0 | 1003 | 11 | - | 10,200.00  | 0.00 | 2022.12.31 | 0.00 | 10,200.00  | 0.00   | 10,200.00  | 0.00 | 10,200.00  |
| 67         | Superintendent of Prisons                     | 2022.12.31 | 232 | 1 | 1 | 1 | 0 | 1003 | 11 | - | 46,332.00  | 0.00 | 2022.12.31 | 0.00 | 46,332.00  | 0.00   | 46,332.00  | 0.00 | 46,332.00  |
| 68         | Superintendent of Prisons-Monargala           | 2022.12.31 | 232 | 1 | 1 | 1 | 0 | 1003 | 11 | - | 354,996.00 | 0.00 | 2022.12.31 | 0.00 | 354,996.00 | 0.00   | 354,996.00 | 0.00 | 354,996.00 |
| 69         | Superintendent of Prisons-Monargala           | 2022.12.31 | 232 | 1 | 1 | 1 | 0 | 1003 | 11 | - | 26,800.00  | 0.00 | 2022.12.31 | 0.00 | 26,800.00  | 0.00</ |            |      |            |



|  |            |            |     |   |   |      |      |    |            |              |              |              |            |              |          |
|--|------------|------------|-----|---|---|------|------|----|------------|--------------|--------------|--------------|------------|--------------|----------|
| Assistant Superintendent of Prisons - Vavuniya | 1603/22/69 | 2022/12/15 | 232 | 1 | 1 | 0    | 1003 | 11 | -          | 6,700.00     | 6,700.00     | 6,700.00     | 5,700.00   | 0.00         | 6,700.00 |
|  |            | 2023/01/19 | 232 | 1 | 0 | 1003 | 11   | -  | 2,994.76   | 2,994.76     | 2,994.76     | 2,994.76     | 0.00       | 2,994.76     |          |
| Prison Headquarters                            | 12         | 2022/12/31 | 232 | 1 | 1 | 0    | 1101 | 11 | -          | 3,343.143.10 | 3,343.143.10 | 3,343.143.10 | 0.00       | 3,343.143.10 |          |
| Superintendent of Prisons- Wakkala             |            | 2022/12/30 | 232 | 1 | 0 | 1101 | 11   | -  | 864,900.00 | 864,900.00   | 864,900.00   | 0.00         | 864,900.00 |              |          |
| Superintendent of Prisons- CRP                 | 23-01-37   | 2022/12/31 | 232 | 1 | 1 | 0    | 1101 | 11 | -          | 360,400.00   | 360,400.00   | 360,400.00   | 0.00       | 360,400.00   |          |
| Superintendent of Prisons- CRP                 |            | 2022/12/31 | 232 | 1 | 0 | 1101 | 11   | -  | 134,258.34 | 134,258.34   | 134,258.34   | 0.00         | 134,258.34 |              |          |
| Superintendent of Prisons- CRP                 | 23-01-38   | 2022/12/31 | 232 | 1 | 1 | 0    | 1101 | 11 | -          | 1,000.00     | 1,000.00     | 1,000.00     | 0.00       | 1,000.00     |          |
| Superintendent of Prisons- CRP                 |            | 2022/12/18 | 232 | 1 | 0 | 1101 | 11   | -  | 1,588.00   | 1,588.00     | 1,588.00     | 0.00         | 1,588.00   |              |          |
| Superintendent of Prisons- CRP                 | 23-01-11   | 2022/12/31 | 232 | 1 | 1 | 0    | 1101 | 11 | -          | 1,110.00     | 1,110.00     | 1,110.00     | 0.00       | 1,110.00     |          |
| Superintendent of Prisons- CRP                 |            | 2022/12/31 | 232 | 1 | 0 | 1101 | 11   | -  | 1,110.00   | 1,110.00     | 1,110.00     | 0.00         | 1,110.00   |              |          |
| Superintendent of Prisons- CRP                 | 23-01-07   | 2022/10/30 | 232 | 1 | 1 | 0    | 1101 | 11 | -          | 1,110.00     | 1,110.00     | 1,110.00     | 0.00       | 1,110.00     |          |
| Superintendent of Prisons- CRP                 |            | 2022/10/30 | 232 | 1 | 0 | 1101 | 11   | -  | 1,110.00   | 1,110.00     | 1,110.00     | 0.00         | 1,110.00   |              |          |
| Superintendent of Prisons- CRP                 | 23-01-08   | 2022/12/10 | 232 | 1 | 1 | 0    | 1101 | 11 | -          | 1,110.00     | 1,110.00     | 1,110.00     | 0.00       | 1,110.00     |          |
| Superintendent of Prisons- CRP                 |            | 2022/11/29 | 232 | 1 | 1 | 0    | 1101 | 11 | -          | 1,110.00     | 1,110.00     | 1,110.00     | 0.00       | 1,110.00     |          |
| Superintendent of Prisons- CRP                 | 23-01-09   | 2022/12/31 | 232 | 1 | 1 | 0    | 1101 | 11 | -          | 1,110.00     | 1,110.00     | 1,110.00     | 0.00       | 1,110.00     |          |
| Superintendent of Prisons- CRP                 |            | 2022/11/24 | 232 | 1 | 0 | 1101 | 11   | -  | 700.00     | 700.00       | 700.00       | 0.00         | 700.00     |              |          |
| Superintendent of Prisons- CRP                 | 23-01-13   | 2022/12/15 | 232 | 1 | 0 | 1101 | 11   | -  | 700.00     | 700.00       | 700.00       | 0.00         | 700.00     |              |          |
| Superintendent of Prisons- CRP                 |            | 2022/12/03 | 232 | 1 | 0 | 1101 | 11   | -  | 700.00     | 700.00       | 700.00       | 0.00         | 700.00     |              |          |
| Superintendent of Prisons- CRP                 | 23-01-15   | 2022/12/03 | 232 | 1 | 1 | 0    | 1101 | 11 | -          | 700.00       | 700.00       | 700.00       | 0.00       | 700.00       |          |
| Superintendent of Prisons- CRP                 |            | 2022/12/12 | 232 | 1 | 0 | 1101 | 11   | -  | 700.00     | 700.00       | 700.00       | 0.00         | 700.00     |              |          |
| Superintendent of Prisons- CRP                 | 23-01-16   | 2022/12/12 | 232 | 1 | 1 | 0    | 1101 | 11 | -          | 1,750.00     | 1,750.00     | 1,750.00     | 0.00       | 1,750.00     |          |
| Superintendent of Prisons- CRP                 |            | 2022/11/22 | 232 | 1 | 0 | 1101 | 11   | -  | 1,000.00   | 1,000.00     | 1,000.00     | 0.00         | 1,000.00   |              |          |
| Superintendent of Prisons- CRP                 | 23-01-20   | 2022/11/22 | 232 | 1 | 1 | 0    | 1101 | 11 | -          | 800.00       | 800.00       | 800.00       | 0.00       | 800.00       |          |
| Superintendent of Prisons- CRP                 |            | 2022/11/22 | 232 | 1 | 0 | 1101 | 11   | -  | 403,500.00 | 403,500.00   | 403,500.00   | 0.00         | 403,500.00 |              |          |
| Superintendent of Prisons- CRP                 | 23-01-19   | 2022/11/30 | 232 | 1 | 1 | 0    | 1101 | 11 | -          | 175,555.95   | 175,555.95   | 175,555.95   | 0.00       | 175,555.95   |          |
| Superintendent of Prisons- CRP                 |            | 2022/11/30 | 232 | 1 | 0 | 1101 | 11   | -  | 328,042.57 | 328,042.57   | 328,042.57   | 0.00         | 328,042.57 |              |          |
| Superintendent of Prisons- CRP                 | 23-01-34   | 2022/12/31 | 232 | 1 | 1 | 0    | 1101 | 11 | -          | 42,979.17    | 42,979.17    | 42,979.17    | 0.00       | 42,979.17    |          |
| Superintendent of Prisons- CRP                 |            | 2022/11/16 | 232 | 1 | 0 | 1101 | 11   | -  | 344,200.00 | 344,200.00   | 344,200.00   | 0.00         | 344,200.00 |              |          |
| Superintendent of Prisons- Magazine            | E 817      | 2022/12/02 | 232 | 1 | 1 | 0    | 1101 | 11 | -          | 12,000.00    | 12,000.00    | 12,000.00    | 0.00       | 12,000.00    |          |
| Superintendent of Prisons- Magazine            |            | 2022/12/23 | 232 | 1 | 1 | 0    | 1101 | 11 | -          | 51,320.18    | 51,320.18    | 51,320.18    | 0.00       | 51,320.18    |          |
| Superintendent of Prisons- Magazine            | E 921      | 2022/12/30 | 232 | 1 | 1 | 0    | 1101 | 11 | -          | 351,250.00   | 351,250.00   | 351,250.00   | 0.00       | 351,250.00   |          |
| Superintendent of Prisons- Magazine            |            | 2022/12/31 | 232 | 1 | 0 | 1101 | 11   | -  | 42,889.33  | 42,889.33    | 42,889.33    | 0.00         | 42,889.33  |              |          |
| Superintendent of Prisons- Magazine            | E 983      | 2022/12/31 | 232 | 1 | 1 | 0    | 1101 | 11 | -          | 350.00       | 350.00       | 350.00       | 0.00       | 350.00       |          |
| Superintendent of Prisons- Magazine            |            | 2022/12/31 | 232 | 1 | 0 | 1101 | 11   | -  | 3,850.00   | 3,850.00     | 3,850.00     | 0.00         | 3,850.00   |              |          |
| Superintendent of Prisons- Mahara              | -          | 2022/12/31 | 232 | 1 | 1 | 0    | 1101 | 11 | -          | 400.00       | 400.00       | 400.00       | 0.00       | 400.00       |          |
| Superintendent of Prisons- Mahara              |            | 2022/12/31 | 232 | 1 | 0 | 1101 | 11   | -  | 14,320.00  | 14,320.00    | 14,320.00    | 0.00         | 14,320.00  |              |          |
| Superintendent of Prisons- Mahara              | -          | 2022/12/31 | 232 | 1 | 1 | 0    | 1101 | 11 | -          | 400.00       | 400.00       | 400.00       | 0.00       | 400.00       |          |
| Superintendent of Prisons- Mahara              |            | 2022/12/31 | 232 | 1 | 0 | 1101 | 11   | -  | 400.00     | 400.00       | 400.00       | 0.00         | 400.00     |              |          |
| Superintendent of Prisons- Mahara              | -          | 2022/12/31 | 232 | 1 | 1 | 0    | 1101 | 11 | -          | 400.00       | 400.00       | 400.00       | 0.00       | 400.00       |          |
| Superintendent of Prisons- Mahara              |            | 2022/12/31 | 232 | 1 | 0 | 1101 | 11   | -  | 1,722.00   | 1,722.00     | 1,722.00     | 0.00         | 1,722.00   |              |          |
| Superintendent of Prisons- Mahara              | -          | 2022/12/31 | 232 | 1 | 1 | 0    | 1101 | 11 | -          | 555,972.00   | 555,972.00   | 555,972.00   | 0.00       | 555,972.00   |          |
| Superintendent of Prisons- Mahara              |            | 2022/12/31 | 232 | 1 | 0 | 1101 | 11   | -  | 89,500.00  | 89,500.00    | 89,500.00    | 0.00         | 89,500.00  |              |          |
| Superintendent of Prisons- Mahara              | -          | 2022/12/31 | 232 | 1 | 1 | 0    | 1101 | 11 | -          | 601.40       | 601.40       | 601.40       | 0.00       | 601.40       |          |
| Superintendent of Prisons- Mahara              |            | 2022/12/31 | 232 | 1 | 0 | 1101 | 11   | -  | 1,000.00   | 1,000.00     | 1,000.00     | 0.00         | 1,000.00   |              |          |
| Superintendent of Prisons- Mahara              | -          | 2022/12/31 | 232 | 1 | 1 | 0    | 1101 | 11 | -          | 3,100.00     | 3,100.00     | 3,100.00     | 0.00       | 3,100.00     |          |
| Superintendent of Prisons- Mahara              |            | 2022/12/31 | 232 | 1 | 0 | 1101 | 11   | -  | 500.00     | 500.00       | 500.00       | 0.00         | 500.00     |              |          |
| Superintendent of Prisons- Mahara              | -          | 2022/12/31 | 232 | 1 | 1 | 0    | 1101 | 11 | -          | 2,800.00     | 2,800.00     | 2,800.00     | 0.00       | 2,800.00     |          |
| Superintendent of Prisons- Mahara              |            | 2022/12/31 | 232 | 1 | 0 | 1101 | 11   | -  | 3,200.00   | 3,200.00     | 3,200.00     | 0.00         | 3,200.00   |              |          |
| Superintendent of Prisons- Mahara              | -          | 2022/12/31 | 232 | 1 | 1 | 0    | 1101 | 11 | -          | 3,534.00     | 3,534.00     | 3,534.00     | 0.00       | 3,534.00     |          |
| Superintendent of Prisons- Mahara              |            | 2022/12/31 | 232 | 1 | 0 | 1101 | 11   | -  | 20,490.00  | 20,490.00    | 20,490.00    | 0.00         | 20,490.00  |              |          |
| Superintendent of Prisons- Mahara              | -          | 2022/12/31 | 232 | 1 | 1 | 0    | 1101 | 11 | -          | 20,640.00    | 20,640.00    | 20,640.00    | 0.00       | 20,640.00    |          |
| Superintendent of Prisons- Mahara              |            | 2022/12/31 | 232 | 1 | 0 | 1101 | 11   | -  | 21,840.00  | 21,840.00    | 21,840.00    | 0.00         | 21,840.00  |              |          |
| Superintendent of Prisons- Mahara              | -          | 2022/12/31 | 232 | 1 | 1 | 0    | 1101 | 11 | -          | 1,050.00     | 1,050.00     | 1,050.00     | 0.00       | 1,050.00     |          |
| Superintendent of Prisons- Mahara              |            | 2022/12/31 | 232 | 1 | 0 | 1101 | 11   | -  | 620.00     | 620.00       | 620.00       | 0.00         | 620.00     |              |          |
| Superintendent of Prisons- Mahara              | -          | 2022/12/31 | 232 | 1 | 1 | 0    | 1101 | 11 | -          | 400.00       | 400.00       | 400.00       | 0.00       | 400.00       |          |
| Superintendent of Prisons- Mahara              |            | 2022/12/31 | 232 | 1 | 0 | 1101 | 11   | -  | 10,590.00  | 10,590.00    | 10,590.00    | 0.00         | 10,590.00  |              |          |
| Superintendent of Prisons- Mahara              | -          | 2022/12/31 | 232 | 1 | 1 | 0    | 1101 | 11 | -          | 800.00       | 800.00       | 800.00       | 0.00       | 800.00       |          |
| Superintendent of Prisons- Mahara              |            | 2022/12/31 | 232 | 1 | 0 | 1101 | 11   | -  | 400.00     | 400.00       | 400.00       | 0.00         | 400.00     |              |          |
| Superintendent of Prisons- Mahara              | -          | 2022/12/31 | 232 | 1 | 1 | 0    | 1101 | 11 | -          | 1,000.00     | 1,000.00     | 1,000.00     | 0.00       | 1,000.00     |          |
| Superintendent of Prisons- Mahara              |            | 2022/12/31 | 232 | 1 | 0 | 1101 | 11   | -  | 800.00     | 800.00       | 800.00       | 0.00         | 800.00     |              |          |
| Superintendent of Prisons- Mahara              | -          | 2022/12/31 | 232 | 1 | 1 | 0    | 1101 | 11 | -          | 350.00       | 350.00       | 350.00       | 0.00       | 350.00       |          |
| Superintendent of Prisons- Mahara              |            | 2022/12/31 | 232 | 1 | 0 | 1101 | 11   | -  | 10,590.00  | 10,590.00    | 10,590.00    | 0.00         | 10,590.00  |              |          |
| Superintendent of Prisons- Mahara              | -          | 2022/12/31 | 232 | 1 | 1 | 0    | 1101 | 11 | -          | 1,140.00     | 1,140.00     | 1,140.00     | 0.00       | 1,140.00     |          |
| Superintendent of Prisons- Mahara              |            | 2022/12/31 | 232 | 1 | 0 | 1101 | 11   | -  | 5,984.00   | 5,984.00     | 5,984.00     | 0.00         | 5,984.00   |              |          |
| Superintendent of Prisons- Mahara              | -          | 2022/12/31 | 232 | 1 | 1 | 0    | 1101 | 11 | -          | 5,984.00     | 5,984.00     | 5,984.00     | 0.00       | 5,984.00     |          |
| Superintendent of Prisons- Mahara              |            | 2022/12/31 | 232 | 1 | 0 | 1101 | 11   | -  | 5,434.00   | 5,434.00     | 5,434.00     | 0.00         | 5,434.00   |              |          |
| Superintendent of Prisons- Mahara              | -          | 2022/12/31 | 232 | 1 | 1 | 0    | 1101 | 11 | -          | 1,000.00     | 1,000.00     | 1,000.00     | 0.00       | 1,000.00     |          |
| Superintendent of Prisons- Mahara              |            | 2022/12/31 | 232 | 1 | 0 | 1101 | 11   | -  | 800.00     | 800.00       | 800.00       | 0.00         | 800.00     |              |          |



# CHAPTER 3

|                                    |            |     |   |   |   |      |    |   |              |              |              |      |              |      |              |
|------------------------------------|------------|-----|---|---|---|------|----|---|--------------|--------------|--------------|------|--------------|------|--------------|
| Superintendent of Prisons- Mahara  | 2022.12.31 | 232 | 1 | 1 | 0 | 1101 | 11 | - | 700.00       | 700.00       | 700.00       | 0.00 | 700.00       | 0.00 | 700.00       |
| Superintendent of Prisons- Mahara  | 2023.01.19 | 232 | 1 | 1 | 0 | 1101 | 11 | - | 4,800.00     | 4,800.00     | 4,800.00     | 0.00 | 4,800.00     | 0.00 | 4,800.00     |
| Superintendent of Prisons- Mahara  | 2023.01.19 | 232 | 1 | 1 | 0 | 1101 | 11 | - | 4,200.00     | 4,200.00     | 4,200.00     | 0.00 | 4,200.00     | 0.00 | 4,200.00     |
| Superintendent of Prisons- Mahara  | 2023.01.19 | 232 | 1 | 1 | 0 | 1101 | 11 | - | 4,200.00     | 4,200.00     | 4,200.00     | 0.00 | 4,200.00     | 0.00 | 4,200.00     |
| Superintendent of Prisons- Mahara  | 2023.01.19 | 232 | 1 | 1 | 0 | 1101 | 11 | - | 1,920.00     | 1,920.00     | 1,920.00     | 0.00 | 1,920.00     | 0.00 | 1,920.00     |
| Superintendent of Prisons- Mahara  | 2023.01.19 | 232 | 1 | 1 | 0 | 1101 | 11 | - | 4,800.00     | 4,800.00     | 4,800.00     | 0.00 | 4,800.00     | 0.00 | 4,800.00     |
| Superintendent of Prisons- Mahara  | 2023.01.19 | 232 | 1 | 1 | 0 | 1101 | 11 | - | 350.00       | 350.00       | 350.00       | 0.00 | 350.00       | 0.00 | 350.00       |
| Superintendent of Prisons- Mahara  | 2023.01.19 | 232 | 1 | 1 | 0 | 1101 | 11 | - | 93,509.47    | 93,509.47    | 93,509.47    | 0.00 | 93,509.47    | 0.00 | 93,509.47    |
| Superintendent of Prisons- Neginbo | 2022.12.31 | 232 | 1 | 1 | 0 | 1101 | 11 | - | 38,000.00    | 38,000.00    | 38,000.00    | 0.00 | 38,000.00    | 0.00 | 38,000.00    |
| Superintendent of Prisons- Neginbo | 2022.12.31 | 232 | 1 | 1 | 0 | 1101 | 11 | - | 3,600.00     | 3,600.00     | 3,600.00     | 0.00 | 3,600.00     | 0.00 | 3,600.00     |
| Superintendent of Prisons- Neginbo | 2022.12.31 | 232 | 1 | 1 | 0 | 1101 | 11 | - | 59,300.00    | 59,300.00    | 59,300.00    | 0.00 | 59,300.00    | 0.00 | 59,300.00    |
| Superintendent of Prisons- Neginbo | 2022.12.31 | 232 | 1 | 1 | 0 | 1101 | 11 | - | 497,542.00   | 497,542.00   | 497,542.00   | 0.00 | 497,542.00   | 0.00 | 497,542.00   |
| Superintendent of Prisons- Neginbo | 2022.12.31 | 232 | 1 | 1 | 0 | 1101 | 11 | - | 115,673.81   | 115,673.81   | 115,673.81   | 0.00 | 115,673.81   | 0.00 | 115,673.81   |
| Superintendent of Prisons- Neginbo | 2022.12.31 | 232 | 1 | 1 | 0 | 1101 | 11 | - | 45,000.00    | 45,000.00    | 45,000.00    | 0.00 | 45,000.00    | 0.00 | 45,000.00    |
| Superintendent of Prisons- Neginbo | 2022.12.31 | 232 | 1 | 1 | 0 | 1101 | 11 | - | 142,366.00   | 142,366.00   | 142,366.00   | 0.00 | 142,366.00   | 0.00 | 142,366.00   |
| Superintendent of Prisons- Neginbo | 2022.12.31 | 232 | 1 | 1 | 0 | 1101 | 11 | - | 38,447.68    | 38,447.68    | 38,447.68    | 0.00 | 38,447.68    | 0.00 | 38,447.68    |
| Superintendent of Prisons- Neginbo | 2022.12.31 | 232 | 1 | 1 | 0 | 1101 | 11 | - | 7,450.00     | 7,450.00     | 7,450.00     | 0.00 | 7,450.00     | 0.00 | 7,450.00     |
| Superintendent of Prisons- Neginbo | 2022.12.31 | 232 | 1 | 1 | 0 | 1101 | 11 | - | 15,100.00    | 15,100.00    | 15,100.00    | 0.00 | 15,100.00    | 0.00 | 15,100.00    |
| Superintendent of Prisons- Neginbo | 2022.12.31 | 232 | 1 | 1 | 0 | 1101 | 11 | - | 91,400.00    | 91,400.00    | 91,400.00    | 0.00 | 91,400.00    | 0.00 | 91,400.00    |
| Superintendent of Prisons- Neginbo | 2022.12.31 | 232 | 1 | 1 | 0 | 1101 | 11 | - | 160,100.00   | 160,100.00   | 160,100.00   | 0.00 | 160,100.00   | 0.00 | 160,100.00   |
| Superintendent of Prisons- Neginbo | 2022.12.31 | 232 | 1 | 1 | 0 | 1101 | 11 | - | 22,600.00    | 22,600.00    | 22,600.00    | 0.00 | 22,600.00    | 0.00 | 22,600.00    |
| Superintendent of Prisons- Neginbo | 2022.12.31 | 232 | 1 | 1 | 0 | 1101 | 11 | - | 23,650.00    | 23,650.00    | 23,650.00    | 0.00 | 23,650.00    | 0.00 | 23,650.00    |
| Superintendent of Prisons- Neginbo | 2022.12.31 | 232 | 1 | 1 | 0 | 1101 | 11 | - | 32,125.00    | 32,125.00    | 32,125.00    | 0.00 | 32,125.00    | 0.00 | 32,125.00    |
| Superintendent of Prisons- Neginbo | 2022.12.31 | 232 | 1 | 1 | 0 | 1101 | 11 | - | 1,185,650.00 | 1,185,650.00 | 1,185,650.00 | 0.00 | 1,185,650.00 | 0.00 | 1,185,650.00 |
| Superintendent of Prisons- Neginbo | 2022.12.31 | 232 | 1 | 1 | 0 | 1101 | 11 | - | 556,050.00   | 556,050.00   | 556,050.00   | 0.00 | 556,050.00   | 0.00 | 556,050.00   |
| Superintendent of Prisons- Neginbo | 2022.12.31 | 232 | 1 | 1 | 0 | 1101 | 11 | - | 4,000.00     | 4,000.00     | 4,000.00     | 0.00 | 4,000.00     | 0.00 | 4,000.00     |
| Superintendent of Prisons- Neginbo | 2022.12.31 | 232 | 1 | 1 | 0 | 1101 | 11 | - | 4,900.00     | 4,900.00     | 4,900.00     | 0.00 | 4,900.00     | 0.00 | 4,900.00     |
| Superintendent of Prisons- Neginbo | 2022.12.31 | 232 | 1 | 1 | 0 | 1101 | 11 | - | 4,900.00     | 4,900.00     | 4,900.00     | 0.00 | 4,900.00     | 0.00 | 4,900.00     |
| Superintendent of Prisons- Neginbo | 2022.12.31 | 232 | 1 | 1 | 0 | 1101 | 11 | - | 5,600.00     | 5,600.00     | 5,600.00     | 0.00 | 5,600.00     | 0.00 | 5,600.00     |
| Superintendent of Prisons- Neginbo | 2022.12.31 | 232 | 1 | 1 | 0 | 1101 | 11 | - | 5,600.00     | 5,600.00     | 5,600.00     | 0.00 | 5,600.00     | 0.00 | 5,600.00     |
| Superintendent of Prisons- Neginbo | 2022.12.31 | 232 | 1 | 1 | 0 | 1101 | 11 | - | 10,000.00    | 10,000.00    | 10,000.00    | 0.00 | 10,000.00    | 0.00 | 10,000.00    |
| Superintendent of Prisons- Neginbo | 2022.12.31 | 232 | 1 | 1 | 0 | 1101 | 11 | - | 129,955.88   | 129,955.88   | 129,955.88   | 0.00 | 129,955.88   | 0.00 | 129,955.88   |
| Superintendent of Prisons- Neginbo | 2022.12.31 | 232 | 1 | 1 | 0 | 1101 | 11 | - | 80,524.00    | 80,524.00    | 80,524.00    | 0.00 | 80,524.00    | 0.00 | 80,524.00    |
| Superintendent of Prisons- Neginbo | 2022.12.31 | 232 | 1 | 1 | 0 | 1101 | 11 | - | 111,148.26   | 111,148.26   | 111,148.26   | 0.00 | 111,148.26   | 0.00 | 111,148.26   |
| Superintendent of Prisons- Neginbo | 2022.12.31 | 232 | 1 | 1 | 0 | 1101 | 11 | - | 91,073.69    | 91,073.69    | 91,073.69    | 0.00 | 91,073.69    | 0.00 | 91,073.69    |
| Superintendent of Prisons- Neginbo | 2022.12.31 | 232 | 1 | 1 | 0 | 1101 | 11 | - | 865,100.00   | 865,100.00   | 865,100.00   | 0.00 | 865,100.00   | 0.00 | 865,100.00   |
| Superintendent of Prisons- Neginbo | 2022.12.31 | 232 | 1 | 1 | 0 | 1101 | 11 | - | 18,440.10    | 18,440.10    | 18,440.10    | 0.00 | 18,440.10    | 0.00 | 18,440.10    |
| Superintendent of Prisons- Neginbo | 2022.12.31 | 232 | 1 | 1 | 0 | 1101 | 11 | - | 29,150.00    | 29,150.00    | 29,150.00    | 0.00 | 29,150.00    | 0.00 | 29,150.00    |
| Superintendent of Prisons- Neginbo | 2022.12.31 | 232 | 1 | 1 | 0 | 1101 | 11 | - | 24,500.00    | 24,500.00    | 24,500.00    | 0.00 | 24,500.00    | 0.00 | 24,500.00    |
| Superintendent of Prisons- Neginbo | 2022.12.31 | 232 | 1 | 1 | 0 | 1101 | 11 | - | 25,477.00    | 25,477.00    | 25,477.00    | 0.00 | 25,477.00    | 0.00 | 25,477.00    |
| Superintendent of Prisons- Neginbo | 2022.12.31 | 232 | 1 | 1 | 0 | 1101 | 11 | - | 23,570.00    | 23,570.00    | 23,570.00    | 0.00 | 23,570.00    | 0.00 | 23,570.00    |
| Superintendent of Prisons- Neginbo | 2022.12.31 | 232 | 1 | 1 | 0 | 1101 | 11 | - | 900.00       | 900.00       | 900.00       | 0.00 | 900.00       | 0.00 | 900.00       |
| Superintendent of Prisons- Neginbo | 2022.12.31 | 232 | 1 | 1 | 0 | 1101 | 11 | - | 900.00       | 900.00       | 900.00       | 0.00 | 900.00       | 0.00 | 900.00       |
| Superintendent of Prisons- Neginbo | 2022.12.31 | 232 | 1 | 1 | 0 | 1101 | 11 | - | 32,204.00    | 32,204.00    | 32,204.00    | 0.00 | 32,204.00    | 0.00 | 32,204.00    |
| Superintendent of Prisons- Neginbo | 2022.12.31 | 232 | 1 | 1 | 0 | 1101 | 11 | - | 40,255.00    | 40,255.00    | 40,255.00    | 0.00 | 40,255.00    | 0.00 | 40,255.00    |
| Superintendent of Prisons- Neginbo | 2022.12.31 | 232 | 1 | 1 | 0 | 1101 | 11 | - | 3,178.80     | 3,178.80     | 3,178.80     | 0.00 | 3,178.80     | 0.00 | 3,178.80     |
| Superintendent of Prisons- Neginbo | 2022.12.31 | 232 | 1 | 1 | 0 | 1101 | 11 | - | 846.00       | 846.00       | 846.00       | 0.00 | 846.00       | 0.00 | 846.00       |
| Superintendent of Prisons- Neginbo | 2022.12.31 | 232 | 1 | 1 | 0 | 1101 | 11 | - | 3,418.10     | 3,418.10     | 3,418.10     | 0.00 | 3,418.10     | 0.00 | 3,418.10     |
| Superintendent of Prisons- Neginbo | 2022.12.31 | 232 | 1 | 1 | 0 | 1101 | 11 | - | 900.00       | 900.00       | 900.00       | 0.00 | 900.00       | 0.00 | 900.00       |
| Superintendent of Prisons- Neginbo | 2022.12.31 | 232 | 1 | 1 | 0 | 1101 | 11 | - | 925.20       | 925.20       | 925.20       | 0.00 | 925.20       | 0.00 | 925.20       |
| Superintendent of Prisons- Neginbo | 2022.12.31 | 232 | 1 | 1 | 0 | 1101 | 11 | - | 16,162.00    | 16,162.00    | 16,162.00    | 0.00 | 16,162.00    | 0.00 | 16,162.00    |
| Superintendent of Prisons- Neginbo | 2022.12.31 | 232 | 1 | 1 | 0 | 1101 | 11 | - | 1,040.00     | 1,040.00     | 1,040.00     | 0.00 | 1,040.00     | 0.00 | 1,040.00     |
| Superintendent of Prisons- Neginbo | 2022.12.31 | 232 | 1 | 1 | 0 | 1101 | 11 | - | 1,140.00     | 1,140.00     | 1,140.00     | 0.00 | 1,140.00     | 0.00 | 1,140.00     |
| Superintendent of Prisons- Neginbo | 2022.12.31 | 232 | 1 | 1 | 0 | 1101 | 11 | - | 1,776.00     | 1,776.00     | 1,776.00     | 0.00 | 1,776.00     | 0.00 | 1,776.00     |
| Superintendent of Prisons- Neginbo | 2022.12.31 | 232 | 1 | 1 | 0 | 1101 | 11 | - | 5,060.00     | 5,060.00     | 5,060.00     | 0.00 | 5,060.00     | 0.00 | 5,060.00     |
| Superintendent of Prisons- Neginbo | 2022.12.31 | 232 | 1 | 1 | 0 | 1101 | 11 | - | 826.00       | 826.00       | 826.00       | 0.00 | 826.00       | 0.00 | 826.00       |
| Superintendent of Prisons- Neginbo | 2022.12.31 | 232 | 1 | 1 | 0 | 1101 | 11 | - | 4,753.00     | 4,753.00     | 4,753.00     | 0.00 | 4,753.00     | 0.00 | 4,753.00     |
| Superintendent of Prisons- Neginbo | 2022.12.31 | 232 | 1 | 1 | 0 | 1101 | 11 | - | 130,192.73   | 130,192.73   | 130,192.73   | 0.00 | 130,192.73   | 0.00 | 130,192.73   |
| Superintendent of Prisons- Neginbo | 2022.12.31 | 232 | 1 | 1 | 0 | 1101 | 11 | - | 59,023.79    | 59,023.79    | 59,023.79    | 0.00 | 59,023.79    | 0.00 | 59,023.79    |
| Superintendent of Prisons- Neginbo | 2022.12.31 | 232 | 1 | 1 | 0 | 1101 | 11 | - | 46,499.99    | 46,499.99    | 46,499.99    | 0.00 | 46,499.99    | 0.00 | 46,499.99    |
| Superintendent of Prisons- Neginbo | 2022.12.31 | 232 | 1 | 1 | 0 | 1101 | 11 | - | 800.00       | 800.00       | 800.00       | 0.00 | 800.00       | 0.00 | 800.00       |
| Superintendent of Prisons- Neginbo | 2022.12.31 | 232 | 1 | 1 | 0 | 1101 | 11 | - | 4,000.00     | 4,000.00     | 4,000.00     | 0.00 | 4,000.00     | 0.00 | 4,000.00     |
| Superintendent of Prisons- Neginbo | 2022.12.31 | 232 | 1 | 1 | 0 | 1101 | 11 | - | 2,400.00     | 2,400.00     | 2,400.00     | 0.00 | 2,400.00     | 0.00 | 2,400.00     |
| Superintendent of Prisons- Neginbo | 2022.12.31 | 232 | 1 | 1 | 0 | 1101 | 11 | - | 2,716.00     | 2,716.00     | 2,716.00     | 0.00 | 2,716.00     | 0.00 | 2,716.00     |
| Superintendent of Prisons- Neginbo | 2022.12.31 | 232 | 1 | 1 | 0 | 1101 | 11 | - | 463,450.00   | 463,450.00   | 463,450.00   | 0.00 | 463,450.00   | 0.00 | 463,450.00   |







## CHAPTER 3

|            |  |            |     |   |   |   |      |      |    |            |            |      |            |            |      |            |
|------------|--|------------|-----|---|---|---|------|------|----|------------|------------|------|------------|------------|------|------------|
| 19         | Supintendent of Prisons- Matara            | 2022.11.27 | 232 | 1 | 1 | 1 | 0    | 1101 | 11 | -          | 1,450.00   | 0.00 | 2022.11.27 | 1,450.00   | 0.00 | 1,450.00   |
| JAN 55     | Supintendent of Prisons- Matara            | 2022.12.31 | 232 | 1 | 1 | 0 | 1101 | 11   | -  | 31,188.05  | 31,188.05  | 0.00 | 2022.12.31 | 31,188.05  | 0.00 | 31,188.05  |
| JAN 56     | Supintendent of Prisons- Matara            | 2022.12.31 | 232 | 1 | 1 | 0 | 1101 | 11   | -  | 8,554.74   | 8,554.74   | 0.00 | 2022.12.31 | 8,554.74   | 0.00 | 8,554.74   |
| -          | Assistant Superintendent of Prisons        | 2022.12.35 | 232 | 1 | 1 | 0 | 1101 | 11   | -  | 34,900.00  | 34,900.00  | 0.00 | 2022.12.35 | 34,900.00  | 0.00 | 34,900.00  |
| 1306       | Supintendent of Prisons- Anguikulpelessa   | 2022.12.31 | 232 | 1 | 1 | 0 | 1101 | 11   | -  | 895,000.00 | 895,000.00 | 0.00 | 2022.12.31 | 895,000.00 | 0.00 | 895,000.00 |
| 1307       | Superintendent of Prisons- Anguikulpelessa | 2022.12.31 | 232 | 1 | 1 | 0 | 1101 | 11   | -  | 8,700.00   | 8,700.00   | 0.00 | 2022.12.31 | 8,700.00   | 0.00 | 8,700.00   |
| 1308       | Superintendent of Prisons- Anguikulpelessa | 2022.12.31 | 232 | 1 | 1 | 0 | 1101 | 11   | -  | 81,000.00  | 81,000.00  | 0.00 | 2022.12.31 | 81,000.00  | 0.00 | 81,000.00  |
| 1309       | Superintendent of Prisons- Anguikulpelessa | 2022.12.31 | 232 | 1 | 1 | 0 | 1101 | 11   | -  | 2,725.00   | 2,725.00   | 0.00 | 2022.12.31 | 2,725.00   | 0.00 | 2,725.00   |
| 1310       | Superintendent of Prisons- Anguikulpelessa | 2022.12.31 | 232 | 1 | 1 | 0 | 1101 | 11   | -  | 140,000.00 | 140,000.00 | 0.00 | 2022.12.31 | 140,000.00 | 0.00 | 140,000.00 |
| 1311       | Superintendent of Prisons- Anguikulpelessa | 2022.12.31 | 232 | 1 | 1 | 0 | 1101 | 11   | -  | 38,000.00  | 38,000.00  | 0.00 | 2022.12.31 | 38,000.00  | 0.00 | 38,000.00  |
| 1312       | Superintendent of Prisons- Anguikulpelessa | 2022.12.31 | 232 | 1 | 1 | 0 | 1101 | 11   | -  | 57,850.00  | 57,850.00  | 0.00 | 2022.12.31 | 57,850.00  | 0.00 | 57,850.00  |
| 12/1101    | Superintendent of Prisons- Kuruwita        | 2022.12.31 | 232 | 1 | 1 | 0 | 1101 | 11   | -  | 610,200.00 | 610,200.00 | 0.00 | 2022.12.31 | 610,200.00 | 0.00 | 610,200.00 |
| 12/1101    | Superintendent of Prisons- Kuruwita        | 2022.12.31 | 232 | 1 | 1 | 0 | 1101 | 11   | -  | 63,200.00  | 63,200.00  | 0.00 | 2022.12.31 | 63,200.00  | 0.00 | 63,200.00  |
| TW/1101/76 | Assistant Superintendent of Prisons        | 2022.12.31 | 232 | 1 | 1 | 0 | 1101 | 11   | -  | 182,550.00 | 182,550.00 | 0.00 | 2022.12.31 | 182,550.00 | 0.00 | 182,550.00 |
| TW/1101/77 | Assistant Superintendent of Prisons        | 2022.12.31 | 232 | 1 | 1 | 0 | 1101 | 11   | -  | 34,564.90  | 34,564.90  | 0.00 | 2022.12.31 | 34,564.90  | 0.00 | 34,564.90  |
| TW/1101/78 | Assistant Superintendent of Prisons        | 2022.12.31 | 232 | 1 | 1 | 0 | 1101 | 11   | -  | 45,025.00  | 45,025.00  | 0.00 | 2022.12.31 | 45,025.00  | 0.00 | 45,025.00  |
| TW/1101/79 | Assistant Superintendent of Prisons        | 2022.12.31 | 232 | 1 | 1 | 0 | 1101 | 11   | -  | 1,400.00   | 1,400.00   | 0.00 | 2022.12.31 | 1,400.00   | 0.00 | 1,400.00   |
| 100        | Superintendent of Prisons- Kaluhara        | 2022.12.14 | 232 | 1 | 1 | 0 | 1101 | 11   | -  | 874,950.00 | 874,950.00 | 0.00 | 2022.12.14 | 874,950.00 | 0.00 | 874,950.00 |
| 102        | Superintendent of Prisons- Kaluhara        | 2023.01.20 | 232 | 1 | 1 | 0 | 1101 | 11   | -  | 21,534.54  | 21,534.54  | 0.00 | 2023.01.20 | 21,534.54  | 0.00 | 21,534.54  |
| 103        | Superintendent of Prisons- Kaluhara        | 2023.01.09 | 232 | 1 | 1 | 0 | 1101 | 11   | -  | 790,700.00 | 790,700.00 | 0.00 | 2023.01.09 | 790,700.00 | 0.00 | 790,700.00 |
| 104        | Superintendent of Prisons- Kaluhara        | 2023.01.19 | 232 | 1 | 1 | 0 | 1101 | 11   | -  | 18,144.00  | 18,144.00  | 0.00 | 2023.01.19 | 18,144.00  | 0.00 | 18,144.00  |
| 105        | Superintendent of Prisons- Kaluhara        | 2023.01.19 | 232 | 1 | 1 | 0 | 1101 | 11   | -  | 15,944.00  | 15,944.00  | 0.00 | 2023.01.19 | 15,944.00  | 0.00 | 15,944.00  |
| 106        | Superintendent of Prisons- Kaluhara        | 2023.01.19 | 232 | 1 | 1 | 0 | 1101 | 11   | -  | 13,250.00  | 13,250.00  | 0.00 | 2023.01.19 | 13,250.00  | 0.00 | 13,25      |



|                                       |            |     |   |   |   |      |    |   |            |            |            |      |            |      |            |
|---------------------------------------|------------|-----|---|---|---|------|----|---|------------|------------|------------|------|------------|------|------------|
| Supintendent of Prisons - Warivapola  | 2022.12.31 | 232 | 1 | 1 | 0 | 1101 | 11 | - | 5,450.00   | 5,450.00   | 5,450.00   | 0.00 | 5,450.00   | 0.00 | 5,450.00   |
| Supintendent of Prisons - Warivapola  | 2022.12.31 | 232 | 1 | 1 | 0 | 1101 | 11 | - | 99,043.22  | 99,043.22  | 99,043.22  | 0.00 | 99,043.22  | 0.00 | 99,043.22  |
| Supintendent of Prisons - Monaragala  | 2022.12.31 | 232 | 1 | 1 | 0 | 1101 | 11 | - | 390,400.00 | 390,400.00 | 390,400.00 | 0.00 | 390,400.00 | 0.00 | 390,400.00 |
| Supintendent of Prisons - Monaragala  | 2022.12.31 | 232 | 1 | 1 | 0 | 1101 | 11 | - | 21,840.00  | 21,840.00  | 21,840.00  | 0.00 | 21,840.00  | 0.00 | 21,840.00  |
| Supintendent of Prisons - Polonnaruwa | 2022.12.31 | 232 | 1 | 1 | 0 | 1101 | 11 | - | 238,600.00 | 238,600.00 | 238,600.00 | 0.00 | 238,600.00 | 0.00 | 238,600.00 |
| Supintendent of Prisons - Polonnaruwa | 2022.12.31 | 232 | 1 | 1 | 0 | 1101 | 11 | - | 6,288.00   | 6,288.00   | 6,288.00   | 0.00 | 6,288.00   | 0.00 | 6,288.00   |
| Supintendent of Prisons - Polonnaruwa | 2022.12.31 | 232 | 1 | 1 | 0 | 1101 | 11 | - | 2,360.00   | 2,360.00   | 2,360.00   | 0.00 | 2,360.00   | 0.00 | 2,360.00   |
| Supintendent of Prisons - Polonnaruwa | 2022.12.31 | 232 | 1 | 1 | 0 | 1101 | 11 | - | 5,119.00   | 5,119.00   | 5,119.00   | 0.00 | 5,119.00   | 0.00 | 5,119.00   |
| Supintendent of Prisons - Vavuniya    | 2022.12.31 | 232 | 1 | 1 | 0 | 1101 | 11 | - | 63,963.11  | 63,963.11  | 63,963.11  | 0.00 | 63,963.11  | 0.00 | 63,963.11  |
| Supintendent of Prisons - Vavuniya    | 2022.12.31 | 232 | 1 | 1 | 0 | 1101 | 11 | - | 31,850.00  | 31,850.00  | 31,850.00  | 0.00 | 31,850.00  | 0.00 | 31,850.00  |
| Supintendent of Prisons - Vavuniya    | 2022.12.31 | 232 | 1 | 1 | 0 | 1101 | 11 | - | 8,252.00   | 8,252.00   | 8,252.00   | 0.00 | 8,252.00   | 0.00 | 8,252.00   |
| Supintendent of Prisons - Vavuniya    | 2022.12.31 | 232 | 1 | 1 | 0 | 1101 | 11 | - | 35,473.80  | 35,473.80  | 35,473.80  | 0.00 | 35,473.80  | 0.00 | 35,473.80  |
| Supintendent of Prisons - Vavuniya    | 2022.12.31 | 232 | 1 | 1 | 0 | 1101 | 11 | - | 17,525.00  | 17,525.00  | 17,525.00  | 0.00 | 17,525.00  | 0.00 | 17,525.00  |
| Supintendent of Prisons - Vavuniya    | 2022.12.31 | 232 | 1 | 1 | 0 | 1101 | 11 | - | 2,200.00   | 2,200.00   | 2,200.00   | 0.00 | 2,200.00   | 0.00 | 2,200.00   |
| Supintendent of Prisons - Vavuniya    | 2022.12.31 | 232 | 1 | 1 | 0 | 1101 | 11 | - | 235,950.00 | 235,950.00 | 235,950.00 | 0.00 | 235,950.00 | 0.00 | 235,950.00 |
| Supintendent of Prisons - Vavuniya    | 2022.12.31 | 232 | 1 | 1 | 0 | 1101 | 11 | - | 500.00     | 500.00     | 500.00     | 0.00 | 500.00     | 0.00 | 500.00     |
| Supintendent of Prisons - Vavuniya    | 2022.12.31 | 232 | 1 | 1 | 0 | 1101 | 11 | - | 350.00     | 350.00     | 350.00     | 0.00 | 350.00     | 0.00 | 350.00     |
| Supintendent of Prisons - Vavuniya    | 2022.12.31 | 232 | 1 | 1 | 0 | 1101 | 11 | - | 4,520.00   | 4,520.00   | 4,520.00   | 0.00 | 4,520.00   | 0.00 | 4,520.00   |
| Supintendent of Prisons - Vavuniya    | 2022.12.31 | 232 | 1 | 1 | 0 | 1101 | 11 | - | 1,566.00   | 1,566.00   | 1,566.00   | 0.00 | 1,566.00   | 0.00 | 1,566.00   |
| Supintendent of Prisons - Vavuniya    | 2022.12.31 | 232 | 1 | 1 | 0 | 1101 | 11 | - | 1,687.00   | 1,687.00   | 1,687.00   | 0.00 | 1,687.00   | 0.00 | 1,687.00   |
| Supintendent of Prisons - Vavuniya    | 2022.12.31 | 232 | 1 | 1 | 0 | 1101 | 11 | - | 1,296.00   | 1,296.00   | 1,296.00   | 0.00 | 1,296.00   | 0.00 | 1,296.00   |
| Supintendent of Prisons - Vavuniya    | 2022.12.31 | 232 | 1 | 1 | 0 | 1101 | 11 | - | 35,585.00  | 35,585.00  | 35,585.00  | 0.00 | 35,585.00  | 0.00 | 35,585.00  |
| Supintendent of Prisons - Vavuniya    | 2022.12.31 | 232 | 1 | 1 | 0 | 1101 | 11 | - | 400.00     | 400.00     | 400.00     | 0.00 | 400.00     | 0.00 | 400.00     |
| Supintendent of Prisons - Vavuniya    | 2022.12.31 | 232 | 1 | 1 | 0 | 1101 | 11 | - | 238,800.00 | 238,800.00 | 238,800.00 | 0.00 | 238,800.00 | 0.00 | 238,800.00 |
| Supintendent of Prisons - Vavuniya    | 2022.12.31 | 232 | 1 | 1 | 0 | 1101 | 11 | - | 113,810.00 | 113,810.00 | 113,810.00 | 0.00 | 113,810.00 | 0.00 | 113,810.00 |
| Supintendent of Prisons - Vavuniya    | 2022.12.31 | 232 | 1 | 1 | 0 | 1101 | 11 | - | 19,448.40  | 19,448.40  | 19,448.40  | 0.00 | 19,448.40  | 0.00 | 19,448.40  |
| Supintendent of Prisons - Vavuniya    | 2022.12.31 | 232 | 1 | 1 | 0 | 1101 | 11 | - | 50,500.00  | 50,500.00  | 50,500.00  | 0.00 | 50,500.00  | 0.00 | 50,500.00  |
| Supintendent of Prisons - Vavuniya    | 2022.12.31 | 232 | 1 | 1 | 0 | 1101 | 11 | - | 39,960.00  | 39,960.00  | 39,960.00  | 0.00 | 39,960.00  | 0.00 | 39,960.00  |
| Supintendent of Prisons - Vavuniya    | 2022.12.31 | 232 | 1 | 1 | 0 | 1101 | 11 | - | 60,976.60  | 60,976.60  | 60,976.60  | 0.00 | 60,976.60  | 0.00 | 60,976.60  |
| Supintendent of Prisons - Vavuniya    | 2022.12.31 | 232 | 1 | 1 | 0 | 1101 | 11 | - | 13,392.00  | 13,392.00  | 13,392.00  | 0.00 | 13,392.00  | 0.00 | 13,392.00  |
| Supintendent of Prisons - Vavuniya    | 2022.12.31 | 232 | 1 | 1 | 0 | 1101 | 11 | - | 3,475.00   | 3,475.00   | 3,475.00   | 0.00 | 3,475.00   | 0.00 | 3,475.00   |
| Supintendent of Prisons - Vavuniya    | 2022.12.31 | 232 | 1 | 1 | 0 | 1101 | 11 | - | 55,400.00  | 55,400.00  | 55,400.00  | 0.00 | 55,400.00  | 0.00 | 55,400.00  |
| Supintendent of Prisons - Vavuniya    | 2022.12.31 | 232 | 1 | 1 | 0 | 1101 | 11 | - | 105,050.00 | 105,050.00 | 105,050.00 | 0.00 | 105,050.00 | 0.00 | 105,050.00 |
| Supintendent of Prisons - Vavuniya    | 2022.12.31 | 232 | 1 | 1 | 0 | 1101 | 11 | - | 13,700.00  | 13,700.00  | 13,700.00  | 0.00 | 13,700.00  | 0.00 | 13,700.00  |
| Supintendent of Prisons - Vavuniya    | 2022.12.31 | 232 | 1 | 1 | 0 | 1101 | 11 | - | 14,840.00  | 14,840.00  | 14,840.00  | 0.00 | 14,840.00  | 0.00 | 14,840.00  |
| Supintendent of Prisons - Vavuniya    | 2022.12.31 | 232 | 1 | 1 | 0 | 1101 | 11 | - | 14,530.00  | 14,530.00  | 14,530.00  | 0.00 | 14,530.00  | 0.00 | 14,530.00  |
| Supintendent of Prisons - Vavuniya    | 2022.12.31 | 232 | 1 | 1 | 0 | 1101 | 11 | - | 12,475.00  | 12,475.00  | 12,475.00  | 0.00 | 12,475.00  | 0.00 | 12,475.00  |
| Supintendent of Prisons - Vavuniya    | 2022.12.31 | 232 | 1 | 1 | 0 | 1101 | 11 | - | 71,550.00  | 71,550.00  | 71,550.00  | 0.00 | 71,550.00  | 0.00 | 71,550.00  |
| Supintendent of Prisons - Vavuniya    | 2022.12.31 | 232 | 1 | 1 | 0 | 1101 | 11 | - | 59,000.00  | 59,000.00  | 59,000.00  | 0.00 | 59,000.00  | 0.00 | 59,000.00  |
| Supintendent of Prisons - Vavuniya    | 2022.12.31 | 232 | 1 | 1 | 0 | 1101 | 11 | - | 28,500.00  | 28,500.00  | 28,500.00  | 0.00 | 28,500.00  | 0.00 | 28,500.00  |
| Supintendent of Prisons - Vavuniya    | 2022.12.31 | 232 | 1 | 1 | 0 | 1101 | 11 | - | 39,560.00  | 39,560.00  | 39,560.00  | 0.00 | 39,560.00  | 0.00 | 39,560.00  |
| Supintendent of Prisons - Vavuniya    | 2022.12.31 | 232 | 1 | 1 | 0 | 1101 | 11 | - | 16,500.00  | 16,500.00  | 16,500.00  | 0.00 | 16,500.00  | 0.00 | 16,500.00  |
| Supintendent of Prisons - Vavuniya    | 2022.12.31 | 232 | 1 | 1 | 0 | 1101 | 11 | - | 8,250.00   | 8,250.00   | 8,250.00   | 0.00 | 8,250.00   | 0.00 | 8,250.00   |
| Supintendent of Prisons - Vavuniya    | 2022.12.31 | 232 | 1 | 1 | 0 | 1101 | 11 | - | 1,200.00   | 1,200.00   | 1,200.00   | 0.00 | 1,200.00   | 0.00 | 1,200.00   |
| Supintendent of Prisons - Vavuniya    | 2022.12.31 | 232 | 1 | 1 | 0 | 1101 | 11 | - | 12,600.00  | 12,600.00  | 12,600.00  | 0.00 | 12,600.00  | 0.00 | 12,600.00  |
| Supintendent of Prisons - Vavuniya    | 2022.12.31 | 232 | 1 | 1 | 0 | 1101 | 11 | - | 4,165.00   | 4,165.00   | 4,165.00   | 0.00 | 4,165.00   | 0.00 | 4,165.00   |
| Supintendent of Prisons - Vavuniya    | 2022.12.31 | 232 | 1 | 1 | 0 | 1101 | 11 | - | 7,500.00   | 7,500.00   | 7,500.00   | 0.00 | 7,500.00   | 0.00 | 7,500.00   |
| Supintendent of Prisons - Vavuniya    | 2022.12.31 | 232 | 1 | 1 | 0 | 1101 | 11 | - | 7,500.00   | 7,500.00   | 7,500.00   | 0.00 | 7,500.00   | 0.00 | 7,500.00   |
| Supintendent of Prisons - Vavuniya    | 2022.12.31 | 232 | 1 | 1 | 0 | 1101 | 11 | - | 15,500.00  | 15,500.00  | 15,500.00  | 0.00 | 15,500.00  | 0.00 | 15,500.00  |
| Supintendent of Prisons - Vavuniya    | 2022.12.31 | 232 | 1 | 1 | 0 | 1101 | 11 | - | 4,499.00   | 4,499.00   | 4,499.00   | 0.00 | 4,499.00   | 0.00 | 4,499.00   |
| Supintendent of Prisons - Vavuniya    | 2022.12.31 | 232 | 1 | 1 | 0 | 1101 | 11 | - | 1,800.00   | 1,800.00   | 1,800.00   | 0.00 | 1,800.00   | 0.00 | 1,800.00   |
| Supintendent of Prisons - Vavuniya    | 2022.12.31 | 232 | 1 | 1 | 0 | 1101 | 11 | - | 27,370.00  | 27,370.00  | 27,370.00  | 0.00 | 27,370.00  | 0.00 | 27,370.00  |
| Supintendent of Prisons - Vavuniya    | 2022.12.31 | 232 | 1 | 1 | 0 | 1101 | 11 | - | 27,500.00  | 27,500.00  | 27,500.00  | 0.00 | 27,500.00  | 0.00 | 27,500.00  |
| Supintendent of Prisons - Vavuniya    | 2022.12.31 | 232 | 1 | 1 | 0 | 1101 | 11 | - | 11,500.00  | 11,500.00  | 11,500.00  | 0.00 | 11,500.00  | 0.00 | 11,500.00  |
| Supintendent of Prisons - Vavuniya    | 2022.12.31 | 232 | 1 | 1 | 0 | 1101 | 11 | - | 16,000.00  | 16,000.00  | 16,000.00  | 0.00 | 16,000.00  | 0.00 | 16,000.00  |
| Supintendent of Prisons - Vavuniya    | 2022.12.31 | 232 | 1 | 1 | 0 | 1101 | 11 | - | 304,320.20 | 304,320.20 | 304,320.20 | 0.00 | 304,320.20 | 0.00 | 304,320.20 |
| Supintendent of Prisons - Vavuniya    | 2022.12.31 | 232 | 1 | 1 | 0 | 1101 | 11 | - | 242,096.40 | 242,096.40 | 242,096.40 | 0.00 | 242,096.40 | 0.00 | 242,096.40 |
| Supintendent of Prisons - Vavuniya    | 2022.12.31 | 232 | 1 | 1 | 0 | 1101 | 11 | - | 221,167.92 | 221,167.92 | 221,167.92 | 0.00 | 221,167.92 | 0.00 | 221,167.92 |
| Supintendent of Prisons - Vavuniya    | 2022.12.31 | 232 | 1 | 1 | 0 | 1101 | 11 | - | 44,093.92  | 44,093.92  | 44,093.92  | 0.00 | 44,093.92  | 0.00 | 44,093.92  |
| Supintendent of Prisons - Vavuniya    | 2022.12.31 | 232 | 1 | 1 | 0 | 1101 | 11 | - | 84,386.64  | 84,386.64  | 84,386.64  | 0.00 | 84,386.64  | 0.00 | 84,386.64  |
| Supintendent of Prisons - Vavuniya    | 2022.12.31 | 232 | 1 | 1 | 0 | 1101 | 11 | - | 51,873.12  | 51,873.12  | 51,873.12  | 0.00 | 51,873.12  | 0.00 | 51,873.12  |
| Supintendent of Prisons - Vavuniya    | 2022.12.31 | 232 | 1 | 1 | 0 | 1101 | 11 | - | 7,127.68   | 7,127.68   | 7,127.68   | 0.00 | 7,127.68   | 0.00 | 7,127.68   |
| Supintendent of Prisons - Vavuniya    | 2022.12.31 | 232 | 1 | 1 | 0 | 1101 | 11 | - | 79,064.96  | 79,064.96  | 79,064.96  | 0.00 | 79,064.96  | 0.00 | 79,064.96  |
| Supintendent of Prisons - Vavuniya    | 2022.12.31 | 232 | 1 | 1 | 0 | 1101 | 11 | - | 180,618.06 | 180,618.06 | 180,618.06 | 0.00 | 180,618.06 | 0.00 | 180,618.06 |
| Supintendent of Prisons - Vavuniya    | 2022.12.31 | 232 | 1 | 1 | 0 | 1101 | 11 | - | 207,834.48 | 207,834.48 | 207,834.48 | 0.00 | 207,834.48 | 0.00 | 207,834.48 |



# CHAPTER 3

|     |                 |            |     |   |   |   |      |    |   |               |               |      |               |      |               |
|-----|-----------------|------------|-----|---|---|---|------|----|---|---------------|---------------|------|---------------|------|---------------|
| 429 | Rajan Suppliers | 2022.10.01 | 232 | 1 | 1 | 0 | 1202 | 11 | - | 162,300.00    | 162,300.00    | 0.00 | 162,300.00    | 0.00 | 162,300.00    |
| 430 | Rajan Suppliers | 2022.10.24 | 232 | 1 | 1 | 0 | 1202 | 11 | - | 172,374.50    | 172,374.50    | 0.00 | 172,374.50    | 0.00 | 172,374.50    |
| 431 | Rajan Suppliers | 2022.11.24 | 232 | 1 | 1 | 0 | 1202 | 11 | - | 85,545.60     | 85,545.60     | 0.00 | 85,545.60     | 0.00 | 85,545.60     |
| 432 | Rajan Suppliers | 2022.11.24 | 232 | 1 | 1 | 0 | 1202 | 11 | - | 117,601.26    | 117,601.26    | 0.00 | 117,601.26    | 0.00 | 117,601.26    |
| 433 | Rajan Suppliers | 2022.11.24 | 232 | 1 | 1 | 0 | 1202 | 11 | - | 92,184.96     | 92,184.96     | 0.00 | 92,184.96     | 0.00 | 92,184.96     |
| 434 | Rajan Suppliers | 2022.11.24 | 232 | 1 | 1 | 0 | 1202 | 11 | - | 67,863.04     | 67,863.04     | 0.00 | 67,863.04     | 0.00 | 67,863.04     |
| 435 | Rajan Suppliers | 2022.12.01 | 232 | 1 | 1 | 0 | 1202 | 11 | - | 194,749.18    | 194,749.18    | 0.00 | 194,749.18    | 0.00 | 194,749.18    |
| 436 | Rajan Suppliers | 2022.12.01 | 232 | 1 | 1 | 0 | 1202 | 11 | - | 197,951.90    | 197,951.90    | 0.00 | 197,951.90    | 0.00 | 197,951.90    |
| 437 | Rajan Suppliers | 2022.12.31 | 232 | 1 | 1 | 0 | 1202 | 11 | - | 220,857.84    | 220,857.84    | 0.00 | 220,857.84    | 0.00 | 220,857.84    |
| 438 | Rajan Suppliers | 2022.12.31 | 232 | 1 | 1 | 0 | 1202 | 11 | - | 292,160.00    | 292,160.00    | 0.00 | 292,160.00    | 0.00 | 292,160.00    |
| 439 | Rajan Suppliers | 2022.12.31 | 232 | 1 | 1 | 0 | 1202 | 11 | - | 576,480.00    | 576,480.00    | 0.00 | 576,480.00    | 0.00 | 576,480.00    |
| 440 | Rajan Suppliers | 2022.12.31 | 232 | 1 | 1 | 0 | 1202 | 11 | - | 230,450.00    | 230,450.00    | 0.00 | 230,450.00    | 0.00 | 230,450.00    |
| 441 | Rajan Suppliers | 2022.12.31 | 232 | 1 | 1 | 0 | 1202 | 11 | - | 86,000.00     | 86,000.00     | 0.00 | 86,000.00     | 0.00 | 86,000.00     |
| 442 | Rajan Suppliers | 2022.12.31 | 232 | 1 | 1 | 0 | 1202 | 11 | - | 167,700.00    | 167,700.00    | 0.00 | 167,700.00    | 0.00 | 167,700.00    |
| 443 | Rajan Suppliers | 2022.12.31 | 232 | 1 | 1 | 0 | 1202 | 11 | - | 90,300.00     | 90,300.00     | 0.00 | 90,300.00     | 0.00 | 90,300.00     |
| 444 | Rajan Suppliers | 2022.12.31 | 232 | 1 | 1 | 0 | 1202 | 11 | - | 174,465.89    | 174,465.89    | 0.00 | 174,465.89    | 0.00 | 174,465.89    |
| 445 | Rajan Suppliers | 2022.12.31 | 232 | 1 | 1 | 0 | 1202 | 11 | - | 208,615.50    | 208,615.50    | 0.00 | 208,615.50    | 0.00 | 208,615.50    |
| 446 | Rajan Suppliers | 2022.12.31 | 232 | 1 | 1 | 0 | 1202 | 11 | - | 140,155.64    | 140,155.64    | 0.00 | 140,155.64    | 0.00 | 140,155.64    |
| 447 | Rajan Suppliers | 2022.12.31 | 232 | 1 | 1 | 0 | 1202 | 11 | - | 30,609.78     | 30,609.78     | 0.00 | 30,609.78     | 0.00 | 30,609.78     |
| 448 | Rajan Suppliers | 2022.12.31 | 232 | 1 | 1 | 0 | 1202 | 11 | - | 40,391.06     | 40,391.06     | 0.00 | 40,391.06     | 0.00 | 40,391.06     |
| 449 | Rajan Suppliers | 2022.12.31 | 232 | 1 | 1 | 0 | 1202 | 11 | - | 32,005.56     | 32,005.56     | 0.00 | 32,005.56     | 0.00 | 32,005.56     |
| 450 | Rajan Suppliers | 2022.12.31 | 232 | 1 | 1 | 0 | 1202 | 11 | - | 104,440.72    | 104,440.72    | 0.00 | 104,440.72    | 0.00 | 104,440.72    |
| 451 | Rajan Suppliers | 2022.12.31 | 232 | 1 | 1 | 0 | 1202 | 11 | - | 80,399.92     | 80,399.92     | 0.00 | 80,399.92     | 0.00 | 80,399.92     |
| 452 | Rajan Suppliers | 2022.12.31 | 232 | 1 | 1 | 0 | 1202 | 11 | - | 103,270.99    | 103,270.99    | 0.00 | 103,270.99    | 0.00 | 103,270.99    |
| 453 | Rajan Suppliers | 2022.12.31 | 232 | 1 | 1 | 0 | 1202 | 11 | - | 76,109.20     | 76,109.20     | 0.00 | 76,109.20     | 0.00 | 76,109.20     |
| 454 | Rajan Suppliers | 2022.12.31 | 232 | 1 | 1 | 0 | 1202 | 11 | - | 4,840.00      | 4,840.00      | 0.00 | 4,840.00      | 0.00 | 4,840.00      |
| 455 | Rajan Suppliers | 2022.12.31 | 232 | 1 | 1 | 0 | 1202 | 11 | - | 3,720.00      | 3,720.00      | 0.00 | 3,720.00      | 0.00 | 3,720.00      |
| 456 | Rajan Suppliers | 2022.12.31 | 232 | 1 | 1 | 0 | 1202 | 11 | - | 2,722.037.29  | 2,722.037.29  | 0.00 | 2,722.037.29  | 0.00 | 2,722.037.29  |
| 457 | Rajan Suppliers | 2022.12.31 | 232 | 1 | 1 | 0 | 1202 | 11 | - | 2,205,006.98  | 2,205,006.98  | 0.00 | 2,205,006.98  | 0.00 | 2,205,006.98  |
| 458 | Rajan Suppliers | 2022.12.31 | 232 | 1 | 1 | 0 | 1202 | 11 | - | 4,648,043.66  | 4,648,043.66  | 0.00 | 4,648,043.66  | 0.00 | 4,648,043.66  |
| 459 | Rajan Suppliers | 2022.12.31 | 232 | 1 | 1 | 0 | 1202 | 11 | - | 3,810,846.89  | 3,810,846.89  | 0.00 | 3,810,846.89  | 0.00 | 3,810,846.89  |
| 460 | Rajan Suppliers | 2022.12.31 | 232 | 1 | 1 | 0 | 1202 | 11 | - | 7,862,754.36  | 7,862,754.36  | 0.00 | 7,862,754.36  | 0.00 | 7,862,754.36  |
| 461 | Rajan Suppliers | 2022.12.31 | 232 | 1 | 1 | 0 | 1202 | 11 | - | 7,160,534.80  | 7,160,534.80  | 0.00 | 7,160,534.80  | 0.00 | 7,160,534.80  |
| 462 | Rajan Suppliers | 2022.12.31 | 232 | 1 | 1 | 0 | 1202 | 11 | - | 159,037.05    | 159,037.05    | 0.00 | 159,037.05    | 0.00 | 159,037.05    |
| 463 | Rajan Suppliers | 2022.12.31 | 232 | 1 | 1 | 0 | 1202 | 11 | - | 156,213.29    | 156,213.29    | 0.00 | 156,213.29    | 0.00 | 156,213.29    |
| 464 | Rajan Suppliers | 2022.12.31 | 232 | 1 | 1 | 0 | 1202 | 11 | - | 397,685.40    | 397,685.40    | 0.00 | 397,685.40    | 0.00 | 397,685.40    |
| 465 | Rajan Suppliers | 2022.12.31 | 232 | 1 | 1 | 0 | 1202 | 11 | - | 19,666,957.03 | 19,666,957.03 | 0.00 | 19,666,957.03 | 0.00 | 19,666,957.03 |
| 466 | Rajan Suppliers | 2022.12.31 | 232 | 1 | 1 | 0 | 1202 | 11 | - | 8,974,257.80  | 8,974,257.80  | 0.00 | 8,974,257.80  | 0.00 | 8,974,257.80  |
| 467 | Rajan Suppliers | 2022.12.31 | 232 | 1 | 1 | 0 | 1202 | 11 | - | 442,345.93    | 442,345.93    | 0.00 | 442,345.93    | 0.00 | 442,345.93    |
| 468 | Rajan Suppliers | 2022.12.31 | 232 | 1 | 1 | 0 | 1202 | 11 | - | 71,446.19     | 71,446.19     | 0.00 | 71,446.19     | 0.00 | 71,446.19     |
| 469 | Rajan Suppliers | 2022.12.31 | 232 | 1 | 1 | 0 | 1202 | 11 | - | 126,384.99    | 126,384.99    | 0.00 | 126,384.99    | 0.00 | 126,384.99    |
| 470 | Rajan Suppliers | 2022.12.31 | 232 | 1 | 1 | 0 | 1202 | 11 | - | 75,387.68     | 75,387.68     | 0.00 | 75,387.68     | 0.00 | 75,387.68     |
| 471 | Rajan Suppliers | 2022.12.31 | 232 | 1 | 1 | 0 | 1202 | 11 | - | 456,720.86    | 456,720.86    | 0.00 | 456,720.86    | 0.00 | 456,720.86    |
| 472 | Rajan Suppliers | 2022.12.31 | 232 | 1 | 1 | 0 | 1202 | 11 | - | 20,330,687.58 | 20,330,687.58 | 0.00 | 20,330,687.58 | 0.00 | 20,330,687.58 |
| 473 | Rajan Suppliers | 2022.12.31 | 232 | 1 | 1 | 0 | 1202 | 11 | - | 8,503,548.67  | 8,503,548.67  | 0.00 | 8,503,548.67  | 0.00 | 8,503,548.67  |
| 474 | Rajan Suppliers | 2022.12.31 | 232 | 1 | 1 | 0 | 1202 | 11 | - | 405,716.27    | 405,716.27    | 0.00 | 405,716.27    | 0.00 | 405,716.27    |
| 475 | Rajan Suppliers | 2022.12.31 | 232 | 1 | 1 | 0 | 1202 | 11 | - | 28,710.00     | 28,710.00     | 0.00 | 28,710.00     | 0.00 | 28,710.00     |
| 476 | Rajan Suppliers | 2022.12.31 | 232 | 1 | 1 | 0 | 1202 | 11 | - | 35,550.00     | 35,550.00     | 0.00 | 35,550.00     | 0.00 | 35,550.00     |
| 477 | Rajan Suppliers | 2022.12.31 | 232 | 1 | 1 | 0 | 1202 | 11 | - | 105,368.00    | 105,368.00    | 0.00 | 105,368.00    | 0.00 | 105,368.00    |
| 478 | Rajan Suppliers | 2022.12.31 | 232 | 1 | 1 | 0 | 1202 | 11 | - | 55,158.00     | 55,158.00     | 0.00 | 55,158.00     | 0.00 | 55,158.00     |
| 479 | Rajan Suppliers | 2022.12.31 | 232 | 1 | 1 | 0 | 1202 | 11 | - | 82,210.00     | 82,210.00     | 0.00 | 82,210.00     | 0.00 | 82,210.00     |
| 480 | Rajan Suppliers | 2022.12.31 | 232 | 1 | 1 | 0 | 1202 | 11 | - | 21,012,998.28 | 21,012,998.28 | 0.00 | 21,012,998.28 | 0.00 | 21,012,998.28 |
| 481 | Rajan Suppliers | 2022.12.31 | 232 | 1 | 1 | 0 | 1202 | 11 | - | 10,733,668.56 | 10,733,668.56 | 0.00 | 10,733,668.56 | 0.00 | 10,733,668.56 |
| 482 | Rajan Suppliers | 2022.12.31 | 232 | 1 | 1 | 0 | 1202 | 11 | - | 451,315.66    | 451,315.66    | 0.00 | 451,315.66    | 0.00 | 451,315.66    |
| 483 | Rajan Suppliers | 2022.12.31 | 232 | 1 | 1 | 0 | 1202 | 11 | - | 29,910.00     | 29,910.00     | 0.00 | 29,910.00     | 0.00 | 29,910.00     |
| 484 | Rajan Suppliers | 2022.12.31 | 232 | 1 | 1 | 0 | 1202 | 11 | - | 27,450.00     | 27,450.00     | 0.00 | 27,450.00     | 0.00 | 27,450.00     |
| 485 | Rajan Suppliers | 2022.12.31 | 232 | 1 | 1 | 0 | 1202 | 11 | - | 70,994.00     | 70,994.00     | 0.00 | 70,994.00     | 0.00 | 70,994.00     |
| 486 | Rajan Suppliers | 2022.12.31 | 232 | 1 | 1 | 0 | 1202 | 11 | - | 30,276.00     | 30,276.00     | 0.00 | 30,276.00     | 0.00 | 30,276.00     |
| 487 | Rajan Suppliers | 2022.12.31 | 232 | 1 | 1 | 0 | 1202 | 11 | - | 42,418.00     | 42,418.00     | 0.00 | 42,418.00     | 0.00 | 42,418.00     |
| 488 | Rajan Suppliers | 2022.12.31 | 232 | 1 | 1 | 0 | 1202 | 11 | - | 399,733.80    | 399,733.80    | 0.00 | 399,733.80    | 0.00 | 399,733.80    |
| 489 | Rajan Suppliers | 2022.12.31 | 232 | 1 | 1 | 0 | 1202 | 11 | - | 4,907,521.32  | 4,907,521.32  | 0.00 | 4,907,521.32  | 0.00 | 4,907,521.32  |
| 490 | Rajan Suppliers | 2022.12.31 | 232 | 1 | 1 | 0 | 1202 | 11 | - | 5,379,352.26  | 5,379,352.26  | 0.00 | 5,379,352.26  | 0.00 | 5,379,352.26  |
| 491 | Rajan Suppliers | 2022.12.31 | 232 | 1 | 1 | 0 | 1202 | 11 | - | 3,099,778.04  | 3,099,778.04  | 0.00 | 3,099,778.04  | 0.00 | 3,099,778.04  |
| 492 | Rajan Suppliers | 2022.12.31 | 232 | 1 | 1 | 0 | 1202 | 11 | - | 2,694,044.93  | 2,694,044.93  | 0.00 | 2,694,044.93  | 0.00 | 2,694,044.93  |
| 493 | Rajan Suppliers | 2022.12.31 | 232 | 1 | 1 | 0 | 1202 | 11 | - | 2,658,341.11  | 2,658,341.11  | 0.00 | 2,658,341.11  | 0.00 | 2,658,341.11  |



|                           |             |            |     |   |   |   |      |    |   |              |      |            |              |              |      |              |
|---------------------------|-------------|------------|-----|---|---|---|------|----|---|--------------|------|------------|--------------|--------------|------|--------------|
| K.V.Ramani                | 14/2/203    | 2022.11.30 | 232 | 1 | 1 | 0 | 1203 | 11 | - | 153,186.12   | 0.00 | 2022.11.30 | 153,186.12   | 153,186.12   | 0.00 | 153,186.12   |
| R.Kodihuvakk              | 14/3/203    | 2022.11.30 | 232 | 1 | 1 | 0 | 1203 | 11 | - | 83,395.20    | 0.00 | 2022.11.30 | 83,395.20    | 83,395.20    | 0.00 | 83,395.20    |
| R.M.P.Kodihuvakk          | 14/4/203    | 2022.11.30 | 232 | 1 | 1 | 0 | 1203 | 11 | - | 395,357.78   | 0.00 | 2022.11.30 | 395,357.78   | 395,357.78   | 0.00 | 395,357.78   |
| Sudeena Suppliers Pvt Ltd | 16/1/203    | 2022.12.31 | 232 | 1 | 1 | 0 | 1203 | 11 | - | 2,654,490.87 | 0.00 | 2022.12.31 | 2,654,490.87 | 2,654,490.87 | 0.00 | 2,654,490.87 |
| Sudeena Suppliers Pvt Ltd | 17/3/203    | 2022.12.31 | 232 | 1 | 1 | 0 | 1203 | 11 | - | 2,823,052.93 | 0.00 | 2022.12.31 | 2,823,052.93 | 2,823,052.93 | 0.00 | 2,823,052.93 |
| K.V.Ramani                | 17/4/203    | 2022.12.31 | 232 | 1 | 1 | 0 | 1203 | 11 | - | 118,128.60   | 0.00 | 2022.12.31 | 118,128.60   | 118,128.60   | 0.00 | 118,128.60   |
| R.Kodihuvakk              | 90/1203     | 2022.12.31 | 232 | 1 | 1 | 0 | 1203 | 11 | - | 59,568.00    | 0.00 | 2022.12.31 | 59,568.00    | 59,568.00    | 0.00 | 59,568.00    |
| R.M.P.Kodihuvakk          | 91/1203     | 2022.12.31 | 232 | 1 | 1 | 0 | 1203 | 11 | - | 249,280.40   | 0.00 | 2022.12.31 | 249,280.40   | 249,280.40   | 0.00 | 249,280.40   |
| R.D.C.L.Kumara            | 51/203      | 2022.12.31 | 232 | 1 | 1 | 0 | 1203 | 11 | - | 46,690.00    | 0.00 | 2022.12.31 | 46,690.00    | 46,690.00    | 0.00 | 46,690.00    |
| Sudeena Suppliers Pvt Ltd | 22/1203/636 | 2022.09.30 | 232 | 1 | 1 | 0 | 1203 | 11 | - | 238,734.45   | 0.00 | 2022.09.30 | 238,734.45   | 238,734.45   | 0.00 | 238,734.45   |
| Sudeena Suppliers Pvt Ltd | 22/1203/637 | 2022.09.30 | 232 | 1 | 1 | 0 | 1203 | 11 | - | 729,614.81   | 0.00 | 2022.09.30 | 729,614.81   | 729,614.81   | 0.00 | 729,614.81   |
| Sudeena Suppliers Pvt Ltd | 22/1203/638 | 2022.09.30 | 232 | 1 | 1 | 0 | 1203 | 11 | - | 371,009.05   | 0.00 | 2022.09.30 | 371,009.05   | 371,009.05   | 0.00 | 371,009.05   |
| Sudeena Suppliers Pvt Ltd | 22/1203/639 | 2022.09.30 | 232 | 1 | 1 | 0 | 1203 | 11 | - | 1,802,447.95 | 0.00 | 2022.09.30 | 1,802,447.95 | 1,802,447.95 | 0.00 | 1,802,447.95 |
| Sudeena Suppliers Pvt Ltd | 22/1203/640 | 2022.09.30 | 232 | 1 | 1 | 0 | 1203 | 11 | - | 308,809.29   | 0.00 | 2022.09.30 | 308,809.29   | 308,809.29   | 0.00 | 308,809.29   |
| Sudeena Suppliers Pvt Ltd | 22/1203/648 | 2022.10.31 | 232 | 1 | 1 | 0 | 1203 | 11 | - | 1,995,684.20 | 0.00 | 2022.10.31 | 1,995,684.20 | 1,995,684.20 | 0.00 | 1,995,684.20 |
| Sudeena Suppliers Pvt Ltd | 22/1203/667 | 2022.10.31 | 232 | 1 | 1 | 0 | 1203 | 11 | - | 1,198,241.10 | 0.00 | 2022.10.31 | 1,198,241.10 | 1,198,241.10 | 0.00 | 1,198,241.10 |
| Sudeena Suppliers Pvt Ltd | 22/1203/668 | 2022.10.31 | 232 | 1 | 1 | 0 | 1203 | 11 | - | 970,087.10   | 0.00 | 2022.10.31 | 970,087.10   | 970,087.10   | 0.00 | 970,087.10   |
| Sudeena Suppliers Pvt Ltd | 22/1203/669 | 2022.10.31 | 232 | 1 | 1 | 0 | 1203 | 11 | - | 215,285.35   | 0.00 | 2022.10.31 | 215,285.35   | 215,285.35   | 0.00 | 215,285.35   |
| Sudeena Suppliers Pvt Ltd | 22/1203/670 | 2022.10.31 | 232 | 1 | 1 | 0 | 1203 | 11 | - | 1,224,555.90 | 0.00 | 2022.10.31 | 1,224,555.90 | 1,224,555.90 | 0.00 | 1,224,555.90 |
| Sudeena Suppliers Pvt Ltd | 22/1203/671 | 2022.10.31 | 232 | 1 | 1 | 0 | 1203 | 11 | - | 1,426,398.80 | 0.00 | 2022.10.31 | 1,426,398.80 | 1,426,398.80 | 0.00 | 1,426,398.80 |
| Sudeena Suppliers Pvt Ltd | 22/1203/672 | 2022.11.30 | 232 | 1 | 1 | 0 | 1203 | 11 | - | 237,739.13   | 0.00 | 2022.11.30 | 237,739.13   | 237,739.13   | 0.00 | 237,739.13   |
| Sudeena Suppliers Pvt Ltd | 22/1203/673 | 2022.11.30 | 232 | 1 | 1 | 0 | 1203 | 11 | - | 1,278,562.80 | 0.00 | 2022.11.30 | 1,278,562.80 | 1,278,562.80 | 0.00 | 1,278,562.80 |
| Sudeena Suppliers Pvt Ltd | 22/1203/674 | 2022.11.30 | 232 | 1 | 1 | 0 | 1203 | 11 | - | 968,974.05   | 0.00 | 2022.11.30 | 968,974.05   | 968,974.05   | 0.00 | 968,974.05   |
| Sudeena Suppliers Pvt Ltd | 22/1203/675 | 2022.12.15 | 232 | 1 | 1 | 0 | 1203 | 11 | - | 136,300.17   | 0.00 | 2022.12.15 | 136,300.17   | 136,300.17   | 0.00 | 136,300.17   |
| Sudeena Suppliers Pvt Ltd | 22/1203/676 | 2022.12.15 | 232 | 1 | 1 | 0 | 1203 | 11 | - | 430,279.46   | 0.00 | 2022.12.15 | 430,279.46   | 430,279.46   | 0.00 | 430,279.46   |
| Sudeena Suppliers Pvt Ltd | 22/1203/677 | 2022.12.15 | 232 | 1 | 1 | 0 | 1203 | 11 | - | 642,690.83   | 0.00 | 2022.12.15 | 642,690.83   | 642,690.83   | 0.00 | 642,690.83   |
| Sudeena Suppliers Pvt Ltd | 22/1203/678 | 2022.12.15 | 232 | 1 | 1 | 0 | 1203 | 11 | - | 738,311.85   | 0.00 | 2022.12.15 | 738,311.85   | 738,311.85   | 0.00 | 738,311.85   |
| Sudeena Suppliers Pvt Ltd | 22/1203/679 | 2022.12.31 | 232 | 1 | 1 | 0 | 1203 | 11 | - | 225,250.19   | 0.00 | 2022.12.31 | 225,250.19   | 225,250.19   | 0.00 | 225,250.19   |
| Sudeena Suppliers Pvt Ltd | 22/1203/680 | 2022.12.31 | 232 | 1 | 1 | 0 | 1203 | 11 | - | 368,975.66   | 0.00 | 2022.12.31 | 368,975.66   | 368,975.66   | 0.00 | 368,975.66   |
| Sudeena Suppliers Pvt Ltd | 22/1203/681 | 2022.12.31 | 232 | 1 | 1 | 0 | 1203 | 11 | - | 680,861.55   | 0.00 | 2022.12.31 | 680,861.55   | 680,861.55   | 0.00 | 680,861.55   |
| Sudeena Suppliers Pvt Ltd | 22/1203/682 | 2022.12.31 | 232 | 1 | 1 | 0 | 1203 | 11 | - | 819,144.78   | 0.00 | 2022.12.31 | 819,144.78   | 819,144.78   | 0.00 | 819,144.78   |
| Sudeena Suppliers Pvt Ltd | 22/1203/683 | 2022.05.31 | 232 | 1 | 1 | 0 | 1203 | 11 | - | 161,026.73   | 0.00 | 2022.05.31 | 161,026.73   | 161,026.73   | 0.00 | 161,026.73   |
| Sudeena Suppliers Pvt Ltd | 22/1203/684 | 2022.05.31 | 232 | 1 | 1 | 0 | 1203 | 11 | - | 191,761.51   | 0.00 | 2022.05.31 | 191,761.51   | 191,761.51   | 0.00 | 191,761.51   |
| Sudeena Suppliers Pvt Ltd | 22/1203/685 | 2022.05.31 | 232 | 1 | 1 | 0 | 1203 | 11 | - | 550,378.72   | 0.00 | 2022.05.31 | 550,378.72   | 550,378.72   | 0.00 | 550,378.72   |
| Sudeena Suppliers Pvt Ltd | 22/1203/686 | 2022.06.30 | 232 | 1 | 1 | 0 | 1203 | 11 | - | 203,163.73   | 0.00 | 2022.06.30 | 203,163.73   | 203,163.73   | 0.00 | 203,163.73   |
| Sudeena Suppliers Pvt Ltd | 22/1203/687 | 2022.06.30 | 232 | 1 | 1 | 0 | 1203 | 11 | - | 517,300.15   | 0.00 | 2022.06.30 | 517,300.15   | 517,300.15   | 0.00 | 517,300.15   |
| Sudeena Suppliers Pvt Ltd | 22/1203/688 | 2022.06.30 | 232 | 1 | 1 | 0 | 1203 | 11 | - | 76,844.80    | 0.00 | 2022.06.30 | 76,844.80    | 76,844.80    | 0.00 | 76,844.80    |
| Sudeena Suppliers Pvt Ltd | 22/1203/689 | 2022.06.15 | 232 | 1 | 1 | 0 | 1203 | 11 | - | 58,788.80    | 0.00 | 2022.06.15 | 58,788.80    | 58,788.80    | 0.00 | 58,788.80    |
| Sudeena Suppliers Pvt Ltd | 22/1203/690 | 2022.06.15 | 232 | 1 | 1 | 0 | 1203 | 11 | - | 48,997.81    | 0.00 | 2022.06.15 | 48,997.81    | 48,997.81    | 0.00 | 48,997.81    |
| Sudeena Suppliers Pvt Ltd | 22/1203/691 | 2022.06.15 | 232 | 1 | 1 | 0 | 1203 | 11 | - | 59,925.01    | 0.00 | 2022.06.15 | 59,925.01    | 59,925.01    | 0.00 | 59,925.01    |
| Sudeena Suppliers Pvt Ltd | 22/1203/692 | 2022.07.15 | 232 | 1 | 1 | 0 | 1203 | 11 | - | 165,155.12   | 0.00 | 2022.07.15 | 165,155.12   | 165,155.12   | 0.00 | 165,155.12   |
| Sudeena Suppliers Pvt Ltd | 22/1203/693 | 2022.07.15 | 232 | 1 | 1 | 0 | 1203 | 11 | - | 71,932.80    | 0.00 | 2022.07.15 | 71,932.80    | 71,932.80    | 0.00 | 71,932.80    |
| Sudeena Suppliers Pvt Ltd | 22/1203/694 | 2022.07.12 | 232 | 1 | 1 | 0 | 1203 | 11 | - | 157,435.38   | 0.00 | 2022.07.12 | 157,435.38   | 157,435.38   | 0.00 | 157,435.38   |
| Sudeena Suppliers Pvt Ltd | 22/1203/695 | 2022.05.31 | 232 | 1 | 1 | 0 | 1203 | 11 | - | 674,747.41   | 0.00 | 2022.05.31 | 674,747.41   | 674,747.41   | 0.00 | 674,747.41   |
| T.M.Enterprises           | T.M/1203/51 | 2022.10.01 | 232 | 1 | 1 | 0 | 1203 | 11 | - | 412,940.64   | 0.00 | 2022.10.01 | 412,940.64   | 412,940.64   | 0.00 | 412,940.64   |
| T.M.Enterprises           | T.M/1203/52 | 2022.10.02 | 232 | 1 | 1 | 0 | 1203 | 11 | - | 1,033,088.00 | 0.00 | 2022.10.02 | 1,033,088.00 | 1,033,088.00 | 0.00 | 1,033,088.00 |
| T.M.Enterprises           | T.M/1203/53 | 2022.10.14 | 232 | 1 | 1 | 0 | 1203 | 11 | - | 202,407.00   | 0.00 | 2022.10.14 | 202,407.00   | 202,407.00   | 0.00 | 202,407.00   |
| T.M.Enterprises           | T.M/1203/54 | 2022.10.14 | 232 | 1 | 1 | 0 | 1203 | 11 | - | 71,020.00    | 0.00 | 2022.10.14 | 71,020.00    | 71,020.00    | 0.00 | 71,020.00    |
| T.M.Enterprises           | T.M/1203/55 | 2022.10.14 | 232 | 1 | 1 | 0 | 1203 | 11 | - | 71,881.73    | 0.00 | 2022.10.14 | 71,881.73    | 71,881.73    | 0.00 | 71,881.73    |
| T.M.Enterprises           | T.M/1203/56 | 2022.10.14 | 232 | 1 | 1 | 0 | 1203 | 11 | - | 387,059.00   | 0.00 | 2022.10.14 | 387,059.00   | 387,059.00   | 0.00 | 387,059.00   |
| T.M.Enterprises           | T.M/1203/57 | 2022.10.14 | 232 | 1 | 1 | 0 | 1203 | 11 | - | 70,714.75    | 0.00 | 2022.10.14 | 70,714.75    | 70,714.75    | 0.00 | 70,714.75    |
| T.M.Enterprises           | T.M/1203/58 | 2022.10.14 | 232 | 1 | 1 | 0 | 1203 | 11 | - | 355,100.00   | 0.00 | 2022.10.14 | 355,100.00   | 355,100.00   | 0.00 | 355,100.00   |
| T.M.Enterprises           | T.M/1203/59 | 2022.10.14 | 232 | 1 | 1 | 0 | 1203 | 11 | - | 80,541.59    | 0.00 | 2022.10.14 | 80,541.59    | 80,541.59    | 0.00 | 80,541.59    |
| T.M.Enterprises           | T.M/1203/60 | 2022.10.14 | 232 | 1 | 1 | 0 | 1203 | 11 | - | 610,772.00   | 0.00 | 2022.10.14 | 610,772.00   | 610,772.00   | 0.00 | 610,772.00   |
| T.M.Enterprises           | T.M/1203/61 | 2022.10.14 | 232 | 1 | 1 | 0 | 1203 | 11 | - | 74,257.83    | 0.00 | 2022.10.14 | 74,257.83    | 74,257.83    | 0.00 | 74,257.83    |
| T.M.Enterprises           | T.M/1203/62 | 2022.10.14 | 232 | 1 | 1 | 0 | 1203 | 11 | - | 76,409.06    | 0.00 | 2022.10.14 | 76,409.06    | 76,409.06    | 0.00 | 76,409.06    |
| T.M.Enterprises           | T.M/1203/63 | 2022.10.20 | 232 | 1 | 1 | 0 | 1203 | 11 | - | 409,894.94   | 0.00 | 2022.10.20 | 409,894.94   | 409,894.94   | 0.00 | 409,894.94   |
| T.M.Enterprises           | T.M/1203/64 | 2022.10.20 | 232 | 1 | 1 | 0 | 1203 | 11 | - | 1,129,940.00 | 0.00 | 2022.10.20 | 1,129,940.00 | 1,129,940.00 | 0.00 | 1,129,940.00 |
| T.M.Enterprises           | T.M/1203/65 | 2022.11.01 | 232 | 1 | 1 | 0 | 1203 | 11 | - | 444,405.50   | 0.00 | 2022.11.01 | 444,405.50   | 444,405.50   | 0.00 | 444,405.50   |
| T.M.Enterprises           | T.M/1203/66 | 2022.11.01 | 232 | 1 | 1 | 0 | 1203 | 11 | - | 216,960.00   | 0.00 | 2022.11.01 | 216,960.00   | 216,960.00   | 0.00 | 216,960.00   |
| T.M.Enterprises           | T.M/1203/67 | 2022.11.01 | 232 | 1 | 1 | 0 | 1203 | 11 | - | 429,929.22   | 0.00 | 2022.11.01 | 429,929.22   | 429,929.22   | 0.00 | 429,929.22   |
| T.M.Enterprises           | T.M/1203/68 | 2022.11.20 | 232 | 1 | 1 | 0 | 1203 | 11 | - | 1,448,905.92 | 0.00 | 2022.11.20 | 1,448,905.92 | 1,448,905.92 | 0.00 | 1,448,905.92 |
| T.M.Enterprises           | T.M/1203/69 | 2022.12.01 | 232 | 1 | 1 | 0 | 1203 | 11 | - | 412,275.22   | 0.00 | 2022.12.01 | 412,275.22   | 412,275.22   | 0.00 | 412,275.22   |
| T.M.Enterprises           | T.M/1203/70 | 2022.12.01 | 232 | 1 | 1 | 0 | 1203 | 11 | - | 447,922.72   | 0.00 | 2022.12.01 | 447,922.72   | 447,922.72   | 0.00 | 447,922.72   |
| T.M.Enterprises           | T.M/1203/71 | 2022.12.20 | 232 | 1 | 1 | 0 | 1203 | 11 | - | 1,049,230.00 | 0.00 | 2022.12.20 | 1,049,230.00 | 1,049,230.00 | 0.00 | 1,049,230.00 |



# CHAPTER 3

|                         |             |            |     |   |   |   |      |    |   |              |              |              |      |      |              |
|-------------------------|-------------|------------|-----|---|---|---|------|----|---|--------------|--------------|--------------|------|------|--------------|
| T.M. Enterprises        | TM/1203/231 | 2022.12.20 | 232 | 1 | 1 | 0 | 1203 | 11 | - | 170,448.00   | 170,448.00   | 170,448.00   | 0.00 | 0.00 | 170,448.00   |
| T.M. Enterprises *      | TM/1203/235 | 2022.12.31 | 232 | 1 | 1 | 0 | 1203 | 11 | - | 461,896.54   | 461,896.54   | 461,896.54   | 0.00 | 0.00 | 461,896.54   |
| T.M. Enterprises        | TM/1203/236 | 2022.12.31 | 232 | 1 | 1 | 0 | 1203 | 11 | - | 1,240,392.00 | 1,240,392.00 | 1,240,392.00 | 0.00 | 0.00 | 1,240,392.00 |
| Thavagaraja and Company | TM/1203/153 | 2022.10.01 | 232 | 1 | 1 | 0 | 1203 | 11 | - | 68,425.10    | 68,425.10    | 68,425.10    | 0.00 | 0.00 | 68,425.10    |
| Thavagaraja and Company | TM/1203/154 | 2022.10.01 | 232 | 1 | 1 | 0 | 1203 | 11 | - | 884,787.10   | 884,787.10   | 884,787.10   | 0.00 | 0.00 | 884,787.10   |
| Thavagaraja and Company | TM/1203/155 | 2022.10.01 | 232 | 1 | 1 | 0 | 1203 | 11 | - | 5,706.98     | 5,706.98     | 5,706.98     | 0.00 | 0.00 | 5,706.98     |
| Thavagaraja and Company | TM/1203/171 | 2022.10.15 | 232 | 1 | 1 | 0 | 1203 | 11 | - | 115,206.15   | 115,206.15   | 115,206.15   | 0.00 | 0.00 | 115,206.15   |
| Thavagaraja and Company | TM/1203/172 | 2022.10.15 | 232 | 1 | 1 | 0 | 1203 | 11 | - | 327,257.93   | 327,257.93   | 327,257.93   | 0.00 | 0.00 | 327,257.93   |
| Thavagaraja and Company | TM/1203/173 | 2022.10.15 | 232 | 1 | 1 | 0 | 1203 | 11 | - | 4,525.16     | 4,525.16     | 4,525.16     | 0.00 | 0.00 | 4,525.16     |
| Thavagaraja and Company | TM/1203/174 | 2022.10.15 | 232 | 1 | 1 | 0 | 1203 | 11 | - | 54,001.90    | 54,001.90    | 54,001.90    | 0.00 | 0.00 | 54,001.90    |
| Thavagaraja and Company | TM/1203/175 | 2022.10.15 | 232 | 1 | 1 | 0 | 1203 | 11 | - | 324,833.86   | 324,833.86   | 324,833.86   | 0.00 | 0.00 | 324,833.86   |
| Thavagaraja and Company | TM/1203/176 | 2022.10.15 | 232 | 1 | 1 | 0 | 1203 | 11 | - | 5,342.60     | 5,342.60     | 5,342.60     | 0.00 | 0.00 | 5,342.60     |
| Thavagaraja and Company | TM/1203/177 | 2022.10.15 | 232 | 1 | 1 | 0 | 1203 | 11 | - | 85,706.45    | 85,706.45    | 85,706.45    | 0.00 | 0.00 | 85,706.45    |
| Thavagaraja and Company | TM/1203/178 | 2022.10.15 | 232 | 1 | 1 | 0 | 1203 | 11 | - | 390,630.12   | 390,630.12   | 390,630.12   | 0.00 | 0.00 | 390,630.12   |
| Thavagaraja and Company | TM/1203/179 | 2022.10.15 | 232 | 1 | 1 | 0 | 1203 | 11 | - | 6,058.13     | 6,058.13     | 6,058.13     | 0.00 | 0.00 | 6,058.13     |
| Thavagaraja and Company | TM/1203/180 | 2022.10.15 | 232 | 1 | 1 | 0 | 1203 | 11 | - | 83,766.17    | 83,766.17    | 83,766.17    | 0.00 | 0.00 | 83,766.17    |
| Thavagaraja and Company | TM/1203/181 | 2022.10.15 | 232 | 1 | 1 | 0 | 1203 | 11 | - | 258,793.04   | 258,793.04   | 258,793.04   | 0.00 | 0.00 | 258,793.04   |
| Thavagaraja and Company | TM/1203/182 | 2022.10.15 | 232 | 1 | 1 | 0 | 1203 | 11 | - | 3,063.22     | 3,063.22     | 3,063.22     | 0.00 | 0.00 | 3,063.22     |
| Thavagaraja and Company | TM/1203/183 | 2022.10.15 | 232 | 1 | 1 | 0 | 1203 | 11 | - | 51,899.52    | 51,899.52    | 51,899.52    | 0.00 | 0.00 | 51,899.52    |
| Thavagaraja and Company | TM/1203/184 | 2022.10.15 | 232 | 1 | 1 | 0 | 1203 | 11 | - | 262,955.28   | 262,955.28   | 262,955.28   | 0.00 | 0.00 | 262,955.28   |
| Thavagaraja and Company | TM/1203/185 | 2022.10.16 | 232 | 1 | 1 | 0 | 1203 | 11 | - | 2,071.57     | 2,071.57     | 2,071.57     | 0.00 | 0.00 | 2,071.57     |
| Thavagaraja and Company | TM/1203/186 | 2022.10.20 | 232 | 1 | 1 | 0 | 1203 | 11 | - | 502,217.29   | 502,217.29   | 502,217.29   | 0.00 | 0.00 | 502,217.29   |
| Thavagaraja and Company | TM/1203/188 | 2022.10.20 | 232 | 1 | 1 | 0 | 1203 | 11 | - | 945,049.54   | 945,049.54   | 945,049.54   | 0.00 | 0.00 | 945,049.54   |
| Thavagaraja and Company | TM/1203/190 | 2022.10.20 | 232 | 1 | 1 | 0 | 1203 | 11 | - | 10,737.59    | 10,737.59    | 10,737.59    | 0.00 | 0.00 | 10,737.59    |
| Thavagaraja and Company | TM/1203/198 | 2022.11.01 | 232 | 1 | 1 | 0 | 1203 | 11 | - | 45,608.00    | 45,608.00    | 45,608.00    | 0.00 | 0.00 | 45,608.00    |
| Thavagaraja and Company | TM/1203/199 | 2022.11.01 | 232 | 1 | 1 | 0 | 1203 | 11 | - | 922,209.21   | 922,209.21   | 922,209.21   | 0.00 | 0.00 | 922,209.21   |
| Thavagaraja and Company | TM/1203/200 | 2022.11.01 | 232 | 1 | 1 | 0 | 1203 | 11 | - | 4,983.17     | 4,983.17     | 4,983.17     | 0.00 | 0.00 | 4,983.17     |
| Thavagaraja and Company | TM/1203/218 | 2022.12.01 | 232 | 1 | 1 | 0 | 1203 | 11 | - | 13,136.21    | 13,136.21    | 13,136.21    | 0.00 | 0.00 | 13,136.21    |
| Thavagaraja and Company | TM/1203/219 | 2022.12.01 | 232 | 1 | 1 | 0 | 1203 | 11 | - | 409,643.72   | 409,643.72   | 409,643.72   | 0.00 | 0.00 | 409,643.72   |
| Thavagaraja and Company | TM/1203/209 | 2022.12.20 | 232 | 1 | 1 | 0 | 1203 | 11 | - | 849,593.85   | 849,593.85   | 849,593.85   | 0.00 | 0.00 | 849,593.85   |
| Thavagaraja and Company | TM/1203/210 | 2022.12.20 | 232 | 1 | 1 | 0 | 1203 | 11 | - | 15,706.07    | 15,706.07    | 15,706.07    | 0.00 | 0.00 | 15,706.07    |
| Thavagaraja and Company | TM/1203/217 | 2022.12.01 | 232 | 1 | 1 | 0 | 1203 | 11 | - | 106,243.00   | 106,243.00   | 106,243.00   | 0.00 | 0.00 | 106,243.00   |
| Thavagaraja and Company | TM/1203/218 | 2022.12.01 | 232 | 1 | 1 | 0 | 1203 | 11 | - | 852,485.61   | 852,485.61   | 852,485.61   | 0.00 | 0.00 | 852,485.61   |
| Thavagaraja and Company | TM/1203/219 | 2022.12.01 | 232 | 1 | 1 | 0 | 1203 | 11 | - | 13,136.21    | 13,136.21    | 13,136.21    | 0.00 | 0.00 | 13,136.21    |
| Thavagaraja and Company | TM/1203/227 | 2022.12.20 | 232 | 1 | 1 | 0 | 1203 | 11 | - | 481,367.83   | 481,367.83   | 481,367.83   | 0.00 | 0.00 | 481,367.83   |
| Thavagaraja and Company | TM/1203/228 | 2022.12.20 | 232 | 1 | 1 | 0 | 1203 | 11 | - | 1,037,484.34 | 1,037,484.34 | 1,037,484.34 | 0.00 | 0.00 | 1,037,484.34 |
| Thavagaraja and Company | TM/1203/229 | 2022.12.20 | 232 | 1 | 1 | 0 | 1203 | 11 | - | 9,155.38     | 9,155.38     | 9,155.38     | 0.00 | 0.00 | 9,155.38     |
| Thavagaraja and Company | TM/1203/237 | 2022.12.31 | 232 | 1 | 1 | 0 | 1203 | 11 | - | 74,412.50    | 74,412.50    | 74,412.50    | 0.00 | 0.00 | 74,412.50    |
| Thavagaraja and Company | TM/1203/238 | 2022.12.31 | 232 | 1 | 1 | 0 | 1203 | 11 | - | 1,076,082.41 | 1,076,082.41 | 1,076,082.41 | 0.00 | 0.00 | 1,076,082.41 |
| Thavagaraja and Company | TM/1203/156 | 2022.10.01 | 232 | 1 | 1 | 0 | 1203 | 11 | - | 407,769.30   | 407,769.30   | 407,769.30   | 0.00 | 0.00 | 407,769.30   |
| Thavagaraja and Company | TM/1203/157 | 2022.10.01 | 232 | 1 | 1 | 0 | 1203 | 11 | - | 27,321.84    | 27,321.84    | 27,321.84    | 0.00 | 0.00 | 27,321.84    |
| Thavagaraja and Company | TM/1203/191 | 2022.10.20 | 232 | 1 | 1 | 0 | 1203 | 11 | - | 397,874.70   | 397,874.70   | 397,874.70   | 0.00 | 0.00 | 397,874.70   |
| Thavagaraja and Company | TM/1203/192 | 2022.10.20 | 232 | 1 | 1 | 0 | 1203 | 11 | - | 36,393.06    | 36,393.06    | 36,393.06    | 0.00 | 0.00 | 36,393.06    |
| Thavagaraja and Company | TM/1203/201 | 2022.11.01 | 232 | 1 | 1 | 0 | 1203 | 11 | - | 479,639.70   | 479,639.70   | 479,639.70   | 0.00 | 0.00 | 479,639.70   |
| Thavagaraja and Company | TM/1203/202 | 2022.11.01 | 232 | 1 | 1 | 0 | 1203 | 11 | - | 115,694.34   | 115,694.34   | 115,694.34   | 0.00 | 0.00 | 115,694.34   |
| Thavagaraja and Company | TM/1203/211 | 2022.11.20 | 232 | 1 | 1 | 0 | 1203 | 11 | - | 425,698.20   | 425,698.20   | 425,698.20   | 0.00 | 0.00 | 425,698.20   |
| Thavagaraja and Company | TM/1203/212 | 2022.11.20 | 232 | 1 | 1 | 0 | 1203 | 11 | - | 77,435.76    | 77,435.76    | 77,435.76    | 0.00 | 0.00 | 77,435.76    |
| Thavagaraja and Company | TM/1203/220 | 2022.12.01 | 232 | 1 | 1 | 0 | 1203 | 11 | - | 450,243.22   | 450,243.22   | 450,243.22   | 0.00 | 0.00 | 450,243.22   |
| Thavagaraja and Company | TM/1203/221 | 2022.12.01 | 232 | 1 | 1 | 0 | 1203 | 11 | - | 75,082.24    | 75,082.24    | 75,082.24    | 0.00 | 0.00 | 75,082.24    |
| Thavagaraja and Company | TM/1203/230 | 2022.12.20 | 232 | 1 | 1 | 0 | 1203 | 11 | - | 414,572.40   | 414,572.40   | 414,572.40   | 0.00 | 0.00 | 414,572.40   |
| Thavagaraja and Company | TM/1203/240 | 2022.12.30 | 232 | 1 | 1 | 0 | 1203 | 11 | - | 457,325.10   | 457,325.10   | 457,325.10   | 0.00 | 0.00 | 457,325.10   |
| Thavagaraja and Company | TM/1203/213 | 2022.11.20 | 232 | 1 | 1 | 0 | 1203 | 11 | - | 6,300.00     | 6,300.00     | 6,300.00     | 0.00 | 0.00 | 6,300.00     |
| Thavagaraja and Company | TM/1203/222 | 2022.12.01 | 232 | 1 | 1 | 0 | 1203 | 11 | - | 7,840.00     | 7,840.00     | 7,840.00     | 0.00 | 0.00 | 7,840.00     |
| Thavagaraja and Company | TM/1203/232 | 2022.12.20 | 232 | 1 | 1 | 0 | 1203 | 11 | - | 4,200.00     | 4,200.00     | 4,200.00     | 0.00 | 0.00 | 4,200.00     |
| Thavagaraja and Company | TM/1203/214 | 2022.11.01 | 232 | 1 | 1 | 0 | 1203 | 11 | - | 20,020.00    | 20,020.00    | 20,020.00    | 0.00 | 0.00 | 20,020.00    |
| Thavagaraja and Company | TM/1203/223 | 2022.12.01 | 232 | 1 | 1 | 0 | 1203 | 11 | - | 24,960.00    | 24,960.00    | 24,960.00    | 0.00 | 0.00 | 24,960.00    |
| Thavagaraja and Company | TM/1203/233 | 2022.12.20 | 232 | 1 | 1 | 0 | 1203 | 11 | - | 18,850.00    | 18,850.00    | 18,850.00    | 0.00 | 0.00 | 18,850.00    |
| Thavagaraja and Company | TM/1203/241 | 2022.12.31 | 232 | 1 | 1 | 0 | 1203 | 11 | - | 10,790.00    | 10,790.00    | 10,790.00    | 0.00 | 0.00 | 10,790.00    |
| Thavagaraja and Company | TM/1203/215 | 2022.11.20 | 232 | 1 | 1 | 0 | 1203 | 11 | - | 23,220.00    | 23,220.00    | 23,220.00    | 0.00 | 0.00 | 23,220.00    |
| Thavagaraja and Company | TM/1203/224 | 2022.12.01 | 232 | 1 | 1 | 0 | 1203 | 11 | - | 21,330.00    | 21,330.00    | 21,330.00    | 0.00 | 0.00 | 21,330.00    |
| Thavagaraja and Company | TM/1203/234 | 2022.12.20 | 232 | 1 | 1 | 0 | 1203 | 11 | - | 29,160.00    | 29,160.00    | 29,160.00    | 0.00 | 0.00 | 29,160.00    |
| Thavagaraja and Company | TM/1203/242 | 2022.12.31 | 232 | 1 | 1 | 0 | 1203 | 11 | - | 15,120.00    | 15,120.00    | 15,120.00    | 0.00 | 0.00 | 15,120.00    |
| Thavagaraja and Company | TM/1203/242 | 2022.09.30 | 232 | 1 | 1 | 0 | 1203 | 11 | - | 841,045.38   | 841,045.38   | 841,045.38   | 0.00 | 0.00 | 841,045.38   |
| Thavagaraja and Company | TM/1203/242 | 2022.09.30 | 232 | 1 | 1 | 0 | 1203 | 11 | - | 1,116,160.00 | 1,116,160.00 | 1,116,160.00 | 0.00 | 0.00 | 1,116,160.00 |
| Thavagaraja and Company | TM/1203/242 | 2022.09.30 | 232 | 1 | 1 | 0 | 1203 | 11 | - | 572,960.00   | 572,960.00   | 572,960.00   | 0.00 | 0.00 | 572,960.00   |



|     |                        |            |     |   |   |   |      |    |   |              |      |            |      |              |      |              |      |              |
|-----|------------------------|------------|-----|---|---|---|------|----|---|--------------|------|------------|------|--------------|------|--------------|------|--------------|
| 178 | Wickramaratnes Pvt Ltd | 2022.09.30 | 232 | 1 | 1 | 0 | 1203 | 11 | - | 210,798.00   | 0.00 | 2022.09.30 | 0.00 | 210,798.00   | 0.00 | 210,798.00   | 0.00 | 210,798.00   |
| 179 | Wickramaratnes Pvt Ltd | 2022.09.30 | 232 | 1 | 1 | 0 | 1203 | 11 | - | 80,654.00    | 0.00 | 2022.09.30 | 0.00 | 80,654.00    | 0.00 | 80,654.00    | 0.00 | 80,654.00    |
| 180 | Wickramaratnes Pvt Ltd | 2022.09.30 | 232 | 1 | 1 | 0 | 1203 | 11 | - | 682,012.80   | 0.00 | 2022.09.30 | 0.00 | 682,012.80   | 0.00 | 682,012.80   | 0.00 | 682,012.80   |
| 181 | Wickramaratnes Pvt Ltd | 2022.09.30 | 232 | 1 | 1 | 0 | 1203 | 11 | - | 855,792.00   | 0.00 | 2022.09.30 | 0.00 | 855,792.00   | 0.00 | 855,792.00   | 0.00 | 855,792.00   |
| 182 | Wickramaratnes Pvt Ltd | 2022.09.30 | 232 | 1 | 1 | 0 | 1203 | 11 | - | 892,080.00   | 0.00 | 2022.09.30 | 0.00 | 892,080.00   | 0.00 | 892,080.00   | 0.00 | 892,080.00   |
| 183 | Wickramaratnes Pvt Ltd | 2022.09.30 | 232 | 1 | 1 | 0 | 1203 | 11 | - | 1,148,716.80 | 0.00 | 2022.09.30 | 0.00 | 1,148,716.80 | 0.00 | 1,148,716.80 | 0.00 | 1,148,716.80 |
| 201 | Wickramaratnes Pvt Ltd | 2022.10.31 | 232 | 1 | 1 | 0 | 1203 | 11 | - | 712,176.10   | 0.00 | 2022.10.31 | 0.00 | 712,176.10   | 0.00 | 712,176.10   | 0.00 | 712,176.10   |
| 202 | Wickramaratnes Pvt Ltd | 2022.10.31 | 232 | 1 | 1 | 0 | 1203 | 11 | - | 217,541.00   | 0.00 | 2022.10.31 | 0.00 | 217,541.00   | 0.00 | 217,541.00   | 0.00 | 217,541.00   |
| 203 | Wickramaratnes Pvt Ltd | 2022.10.31 | 232 | 1 | 1 | 0 | 1203 | 11 | - | 573,108.70   | 0.00 | 2022.10.31 | 0.00 | 573,108.70   | 0.00 | 573,108.70   | 0.00 | 573,108.70   |
| 201 | Wickramaratnes Pvt Ltd | 2022.10.31 | 232 | 1 | 1 | 0 | 1203 | 11 | - | 2,752.08     | 0.00 | 2022.10.31 | 0.00 | 2,752.08     | 0.00 | 2,752.08     | 0.00 | 2,752.08     |
| 202 | Wickramaratnes Pvt Ltd | 2022.10.31 | 232 | 1 | 1 | 0 | 1203 | 11 | - | 185,759.22   | 0.00 | 2022.10.31 | 0.00 | 185,759.22   | 0.00 | 185,759.22   | 0.00 | 185,759.22   |
| 203 | Wickramaratnes Pvt Ltd | 2022.10.31 | 232 | 1 | 1 | 0 | 1203 | 11 | - | 3,929.02     | 0.00 | 2022.10.31 | 0.00 | 3,929.02     | 0.00 | 3,929.02     | 0.00 | 3,929.02     |
| 204 | Wickramaratnes Pvt Ltd | 2022.10.31 | 232 | 1 | 1 | 0 | 1203 | 11 | - | 575,011.35   | 0.00 | 2022.10.31 | 0.00 | 575,011.35   | 0.00 | 575,011.35   | 0.00 | 575,011.35   |
| 205 | Wickramaratnes Pvt Ltd | 2022.10.31 | 232 | 1 | 1 | 0 | 1203 | 11 | - | 1,202,981.80 | 0.00 | 2022.10.31 | 0.00 | 1,202,981.80 | 0.00 | 1,202,981.80 | 0.00 | 1,202,981.80 |
| 206 | Wickramaratnes Pvt Ltd | 2022.10.31 | 232 | 1 | 1 | 0 | 1203 | 11 | - | 286,767.50   | 0.00 | 2022.10.31 | 0.00 | 286,767.50   | 0.00 | 286,767.50   | 0.00 | 286,767.50   |
| 207 | Wickramaratnes Pvt Ltd | 2022.10.31 | 232 | 1 | 1 | 0 | 1203 | 11 | - | 1,134,153.00 | 0.00 | 2022.10.31 | 0.00 | 1,134,153.00 | 0.00 | 1,134,153.00 | 0.00 | 1,134,153.00 |
| 208 | Wickramaratnes Pvt Ltd | 2022.10.31 | 232 | 1 | 1 | 0 | 1203 | 11 | - | 1,060,461.00 | 0.00 | 2022.10.31 | 0.00 | 1,060,461.00 | 0.00 | 1,060,461.00 | 0.00 | 1,060,461.00 |
| 209 | Wickramaratnes Pvt Ltd | 2022.10.31 | 232 | 1 | 1 | 0 | 1203 | 11 | - | 1,059,012.00 | 0.00 | 2022.10.31 | 0.00 | 1,059,012.00 | 0.00 | 1,059,012.00 | 0.00 | 1,059,012.00 |
| 210 | Wickramaratnes Pvt Ltd | 2022.11.30 | 232 | 1 | 1 | 0 | 1203 | 11 | - | 1,378,206.00 | 0.00 | 2022.11.30 | 0.00 | 1,378,206.00 | 0.00 | 1,378,206.00 | 0.00 | 1,378,206.00 |
| 201 | Wickramaratnes Pvt Ltd | 2022.12.31 | 232 | 1 | 1 | 0 | 1203 | 11 | - | 1,122,147.00 | 0.00 | 2022.12.31 | 0.00 | 1,122,147.00 | 0.00 | 1,122,147.00 | 0.00 | 1,122,147.00 |
| 202 | Wickramaratnes Pvt Ltd | 2022.12.31 | 232 | 1 | 1 | 0 | 1203 | 11 | - | 1,446,309.00 | 0.00 | 2022.12.31 | 0.00 | 1,446,309.00 | 0.00 | 1,446,309.00 | 0.00 | 1,446,309.00 |
| 203 | Wickramaratnes Pvt Ltd | 2022.12.31 | 232 | 1 | 1 | 0 | 1203 | 11 | - | 1,458,108.00 | 0.00 | 2022.12.31 | 0.00 | 1,458,108.00 | 0.00 | 1,458,108.00 | 0.00 | 1,458,108.00 |
| 204 | Wickramaratnes Pvt Ltd | 2023.01.23 | 232 | 1 | 1 | 0 | 1203 | 11 | - | 1,575,270.00 | 0.00 | 2023.01.23 | 0.00 | 1,575,270.00 | 0.00 | 1,575,270.00 | 0.00 | 1,575,270.00 |
| 157 | Rodisha Enterprises    | 2022.09.30 | 232 | 1 | 1 | 0 | 1203 | 11 | - | 1,007,825.00 | 0.00 | 2022.09.30 | 0.00 | 1,007,825.00 | 0.00 | 1,007,825.00 | 0.00 | 1,007,825.00 |
| 156 | Rodisha Enterprises    | 2022.09.30 | 232 | 1 | 1 | 0 | 1203 | 11 | - | 121,879.32   | 0.00 | 2022.09.30 | 0.00 | 121,879.32   | 0.00 | 121,879.32   | 0.00 | 121,879.32   |
| 157 | Rodisha Enterprises    | 2022.09.30 | 232 | 1 | 1 | 0 | 1203 | 11 | - | 855,672.87   | 0.00 | 2022.09.30 | 0.00 | 855,672.87   | 0.00 | 855,672.87   | 0.00 | 855,672.87   |
| 160 | Rodisha Enterprises    | 2022.09.30 | 232 | 1 | 1 | 0 | 1203 | 11 | - | 1,628,025.00 | 0.00 | 2022.09.30 | 0.00 | 1,628,025.00 | 0.00 | 1,628,025.00 | 0.00 | 1,628,025.00 |
| 161 | Rodisha Enterprises    | 2022.09.30 | 232 | 1 | 1 | 0 | 1203 | 11 | - | 139,352.85   | 0.00 | 2022.09.30 | 0.00 | 139,352.85   | 0.00 | 139,352.85   | 0.00 | 139,352.85   |
| 162 | Rodisha Enterprises    | 2022.10.31 | 232 | 1 | 1 | 0 | 1203 | 11 | - | 10,000.00    | 0.00 | 2022.10.31 | 0.00 | 10,000.00    | 0.00 | 10,000.00    | 0.00 | 10,000.00    |
| 163 | Rodisha Enterprises    | 2022.10.31 | 232 | 1 | 1 | 0 | 1203 | 11 | - | 839,096.40   | 0.00 | 2022.10.31 | 0.00 | 839,096.40   | 0.00 | 839,096.40   | 0.00 | 839,096.40   |
| 164 | Rodisha Enterprises    | 2022.10.31 | 232 | 1 | 1 | 0 | 1203 | 11 | - | 1,479,250.00 | 0.00 | 2022.10.31 | 0.00 | 1,479,250.00 | 0.00 | 1,479,250.00 | 0.00 | 1,479,250.00 |
| 165 | Rodisha Enterprises    | 2022.10.31 | 232 | 1 | 1 | 0 | 1203 | 11 | - | 1,183,400.00 | 0.00 | 2022.10.31 | 0.00 | 1,183,400.00 | 0.00 | 1,183,400.00 | 0.00 | 1,183,400.00 |
| 166 | Rodisha Enterprises    | 2022.10.31 | 232 | 1 | 1 | 0 | 1203 | 11 | - | 1,425,279.23 | 0.00 | 2022.10.31 | 0.00 | 1,425,279.23 | 0.00 | 1,425,279.23 | 0.00 | 1,425,279.23 |
| 167 | Rodisha Enterprises    | 2022.10.31 | 232 | 1 | 1 | 0 | 1203 | 11 | - | 199,675.00   | 0.00 | 2022.10.31 | 0.00 | 199,675.00   | 0.00 | 199,675.00   | 0.00 | 199,675.00   |
| 168 | Rodisha Enterprises    | 2022.10.31 | 232 | 1 | 1 | 0 | 1203 | 11 | - | 1,385,760.00 | 0.00 | 2022.10.31 | 0.00 | 1,385,760.00 | 0.00 | 1,385,760.00 | 0.00 | 1,385,760.00 |
| 169 | Rodisha Enterprises    | 2022.10.31 | 232 | 1 | 1 | 0 | 1203 | 11 | - | 1,456,702.63 | 0.00 | 2022.10.31 | 0.00 | 1,456,702.63 | 0.00 | 1,456,702.63 | 0.00 | 1,456,702.63 |
| 184 | Rodisha Enterprises    | 2022.10.31 | 232 | 1 | 1 | 0 | 1203 | 11 | - | 159,299.00   | 0.00 | 2022.10.31 | 0.00 | 159,299.00   | 0.00 | 159,299.00   | 0.00 | 159,299.00   |
| 185 | Rodisha Enterprises    | 2022.10.31 | 232 | 1 | 1 | 0 | 1203 | 11 | - | 1,374,720.00 | 0.00 | 2022.10.31 | 0.00 | 1,374,720.00 | 0.00 | 1,374,720.00 | 0.00 | 1,374,720.00 |
| 166 | Rodisha Enterprises    | 2022.10.31 | 232 | 1 | 1 | 0 | 1203 | 11 | - | 1,111,815.85 | 0.00 | 2022.10.31 | 0.00 | 1,111,815.85 | 0.00 | 1,111,815.85 | 0.00 | 1,111,815.85 |
| 167 | Rodisha Enterprises    | 2022.10.31 | 232 | 1 | 1 | 0 | 1203 | 11 | - | 5,321,158.10 | 0.00 | 2022.10.31 | 0.00 | 5,321,158.10 | 0.00 | 5,321,158.10 | 0.00 | 5,321,158.10 |
| 168 | Rodisha Enterprises    | 2022.10.31 | 232 | 1 | 1 | 0 | 1203 | 11 | - | 137,673.90   | 0.00 | 2022.10.31 | 0.00 | 137,673.90   | 0.00 | 137,673.90   | 0.00 | 137,673.90   |
| 166 | Rodisha Enterprises    | 2022.10.31 | 232 | 1 | 1 | 0 | 1203 | 11 | - | 2,910,980.07 | 0.00 | 2022.10.31 | 0.00 | 2,910,980.07 | 0.00 | 2,910,980.07 | 0.00 | 2,910,980.07 |
| 168 | Rodisha Enterprises    | 2022.10.31 | 232 | 1 | 1 | 0 | 1203 | 11 | - | 887,550.00   | 0.00 | 2022.10.31 | 0.00 | 887,550.00   | 0.00 | 887,550.00   | 0.00 | 887,550.00   |
| 169 | Rodisha Enterprises    | 2022.10.31 | 232 | 1 | 1 | 0 | 1203 | 11 | - | 1,379,682.95 | 0.00 | 2022.10.31 | 0.00 | 1,379,682.95 | 0.00 | 1,379,682.95 | 0.00 | 1,379,682.95 |
| 184 | Rodisha Enterprises    | 2022.10.31 | 232 | 1 | 1 | 0 | 1203 | 11 | - | 107,812.50   | 0.00 | 2022.10.31 | 0.00 | 107,812.50   | 0.00 | 107,812.50   | 0.00 | 107,812.50   |
| 185 | Rodisha Enterprises    | 2022.10.31 | 232 | 1 | 1 | 0 | 1203 | 11 | - | 231,039.60   | 0.00 | 2022.10.31 | 0.00 | 231,039.60   | 0.00 | 231,039.60   | 0.00 | 231,039.60   |
| 166 | Rodisha Enterprises    | 2022.10.31 | 232 | 1 | 1 | 0 | 1203 | 11 | - | 1,484,208.08 | 0.00 | 2022.10.31 | 0.00 | 1,484,208.08 | 0.00 | 1,484,208.08 | 0.00 | 1,484,208.08 |
| 167 | Rodisha Enterprises    | 2022.10.31 | 232 | 1 | 1 | 0 | 1203 | 11 | - | 278,467.00   | 0.00 | 2022.10.31 | 0.00 | 278,467.00   | 0.00 | 278,467.00   | 0.00 | 278,467.00   |
| 168 | Rodisha Enterprises    | 2022.10.31 | 232 | 1 | 1 | 0 | 1203 | 11 | - | 1,438,400.00 | 0.00 | 2022.10.31 | 0.00 | 1,438,400.00 | 0.00 | 1,438,400.00 | 0.00 | 1,438,400.00 |
| 169 | Rodisha Enterprises    | 2022.10.31 | 232 | 1 | 1 | 0 | 1203 | 11 | - | 4,112,315.00 | 0.00 | 2022.10.31 | 0.00 | 4,112,315.00 | 0.00 | 4,112,315.00 | 0.00 | 4,112,315.00 |
| 184 | Rodisha Enterprises    | 2022.10.31 | 232 | 1 | 1 | 0 | 1203 | 11 | - | 856,802.67   | 0.00 | 2022.10.31 | 0.00 | 856,802.67   | 0.00 | 856,802.67   | 0.00 | 856,802.67   |
| 166 | Rodisha Enterprises    | 2022.10.31 | 232 | 1 | 1 | 0 | 1203 | 11 | - | 179,800.00   | 0.00 | 2022.10.31 | 0.00 | 179,800.00   | 0.00 | 179,800.00   | 0.00 | 179,800.00   |
| 167 | Rodisha Enterprises    | 2022.11.30 | 232 | 1 | 1 | 0 | 1203 | 11 | - | 232,995.00   | 0.00 | 2022.11.30 | 0.00 | 232,995.00   | 0.00 | 232,995.00   | 0.00 | 232,995.00   |
| 168 | Rodisha Enterprises    | 2022.11.30 | 232 | 1 | 1 | 0 | 1203 | 11 | - | 1,587,840.00 | 0.00 | 2022.11.30 | 0.00 | 1,587,840.00 | 0.00 | 1,587,840.00 | 0.00 | 1,587,840.00 |
| 169 | Rodisha Enterprises    | 2022.11.30 | 232 | 1 | 1 | 0 | 1203 | 11 | - | 75,552.75    | 0.00 | 2022.11.30 | 0.00 | 75,552.75    | 0.00 | 75,552.75    | 0.00 | 75,552.75    |
| 184 | Rodisha Enterprises    | 2022.12.15 | 232 | 1 | 1 | 0 | 1203 | 11 | - | 1,630,280.72 | 0.00 | 2022.12.15 | 0.00 | 1,630,280.72 | 0.00 | 1,630,280.72 | 0.00 | 1,630,280.72 |
| 185 | Rodisha Enterprises    | 2022.12.15 | 232 | 1 | 1 | 0 | 1203 | 11 | - | 250,538.98   | 0.00 | 2022.12.15 | 0.00 | 250,538.98   | 0.00 | 250,538.98   | 0.00 | 250,538.98   |
| 186 | Rodisha Enterprises    | 2022.11.30 | 232 | 1 | 1 | 0 | 1203 | 11 | - | 325,435.00   | 0.00 | 2022.11.30 | 0.00 | 325,435.00   | 0.00 | 325,435.00   | 0.00 | 325,435.00   |
| 187 | Rodisha Enterprises    | 2022.11.30 | 232 | 1 | 1 | 0 | 1203 | 11 | - | 1,531,360.00 | 0.00 | 2022.11.30 | 0.00 | 1,531,360.00 | 0.00 | 1,531,360.00 | 0.00 | 1,531,360.00 |
| 188 | Rodisha Enterprises    | 2022.11.30 | 232 | 1 | 1 | 0 | 1203 | 11 | - | 237,993.00   | 0.00 | 2022.11.30 | 0.00 | 237,993.00   | 0.00 | 237,993.00   | 0.00 | 237,993.00   |
| 189 | Rodisha Enterprises    | 2022.11.30 | 232 | 1 | 1 | 0 | 1203 | 11 | - | 77,231.70    | 0.00 | 2022.11.30 | 0.00 | 77,231.70    | 0.00 | 77,231.70    | 0.00 | 77,231.70    |
| 190 | Rodisha Enterprises    | 2022.11.30 | 232 | 1 | 1 | 0 | 1203 | 11 | - | 2,958,500.00 | 0.00 | 2022.11.30 | 0.00 | 2,958,500.00 | 0.00 | 2,958,500.00 | 0.00 | 2,958,500.0  |



# CHAPTER 3

|      |                         |            |     |   |   |   |   |      |    |   |              |      |            |              |              |      |              |
|------|-------------------------|------------|-----|---|---|---|---|------|----|---|--------------|------|------------|--------------|--------------|------|--------------|
| 163  | Rodeha Enterprises      | 2021.12.15 | 232 | 1 | 1 | 1 | 0 | 1203 | 11 | - | 1,570,518.22 | 0.00 | 2021.12.15 | 1,570,518.22 | 1,570,518.22 | 0.00 | 1,570,518.22 |
| 165  | Rodeha Enterprises      | 2022.12.31 | 232 | 1 | 1 | 1 | 0 | 1203 | 11 | - | 5,917,000.00 | 0.00 | 2022.12.31 | 5,917,000.00 | 5,917,000.00 | 0.00 | 5,917,000.00 |
| 166  | Rodeha Enterprises      | 2022.12.31 | 232 | 1 | 1 | 1 | 0 | 1203 | 11 | - | 1,798,315.29 | 0.00 | 2022.12.31 | 1,798,315.29 | 1,798,315.29 | 0.00 | 1,798,315.29 |
| 167  | Rodeha Enterprises      | 2022.12.31 | 232 | 1 | 1 | 1 | 0 | 1203 | 11 | - | 86,250.00    | 0.00 | 2022.12.31 | 86,250.00    | 86,250.00    | 0.00 | 86,250.00    |
| 168  | Rodeha Enterprises      | 2022.12.31 | 232 | 1 | 1 | 1 | 0 | 1203 | 11 | - | 75,552.75    | 0.00 | 2022.12.31 | 75,552.75    | 75,552.75    | 0.00 | 75,552.75    |
| 169  | Rodeha Enterprises      | 2022.12.31 | 232 | 1 | 1 | 1 | 0 | 1203 | 11 | - | 123,137.00   | 0.00 | 2022.12.31 | 123,137.00   | 123,137.00   | 0.00 | 123,137.00   |
| 184  | Rodeha Enterprises      | 2022.12.31 | 232 | 1 | 1 | 1 | 0 | 1203 | 11 | - | 1,572,640.00 | 0.00 | 2022.12.31 | 1,572,640.00 | 1,572,640.00 | 0.00 | 1,572,640.00 |
| 185  | Rodeha Enterprises      | 2022.12.31 | 232 | 1 | 1 | 1 | 0 | 1203 | 11 | - | 1,605,090.12 | 0.00 | 2022.12.31 | 1,605,090.12 | 1,605,090.12 | 0.00 | 1,605,090.12 |
| 186  | Rodeha Enterprises      | 2022.12.31 | 232 | 1 | 1 | 1 | 0 | 1203 | 11 | - | 124,411.00   | 0.00 | 2022.12.31 | 124,411.00   | 124,411.00   | 0.00 | 124,411.00   |
| 187  | Rodeha Enterprises      | 2022.12.31 | 232 | 1 | 1 | 1 | 0 | 1203 | 11 | - | 166,216.05   | 0.00 | 2022.12.31 | 166,216.05   | 166,216.05   | 0.00 | 166,216.05   |
| 188  | Rodeha Enterprises      | 2022.12.31 | 232 | 1 | 1 | 1 | 0 | 1203 | 11 | - | 1,579,680.00 | 0.00 | 2022.12.31 | 1,579,680.00 | 1,579,680.00 | 0.00 | 1,579,680.00 |
| 195  | Rodeha Enterprises      | 2022.12.31 | 232 | 1 | 1 | 1 | 0 | 1203 | 11 | - | 1,622,629.21 | 0.00 | 2022.12.31 | 1,622,629.21 | 1,622,629.21 | 0.00 | 1,622,629.21 |
| 196  | Rodeha Enterprises      | 2023.01.23 | 232 | 1 | 1 | 1 | 0 | 1203 | 11 | - | 1,070,977.60 | 0.00 | 2023.01.23 | 1,070,977.60 | 1,070,977.60 | 0.00 | 1,070,977.60 |
| 197  | Rodeha Enterprises      | 2023.01.23 | 232 | 1 | 1 | 1 | 0 | 1203 | 11 | - | 3,928,322.75 | 0.00 | 2023.01.23 | 3,928,322.75 | 3,928,322.75 | 0.00 | 3,928,322.75 |
| 198  | Rodeha Enterprises      | 2023.01.23 | 232 | 1 | 1 | 1 | 0 | 1203 | 11 | - | 1,659,946.88 | 0.00 | 2023.01.23 | 1,659,946.88 | 1,659,946.88 | 0.00 | 1,659,946.88 |
| 198  | Rodeha Enterprises      | 2023.01.23 | 232 | 1 | 1 | 1 | 0 | 1203 | 11 | - | 1,663,200.00 | 0.00 | 2023.01.23 | 1,663,200.00 | 1,663,200.00 | 0.00 | 1,663,200.00 |
| 200  | Rodeha Enterprises      | 2023.01.23 | 232 | 1 | 1 | 1 | 0 | 1203 | 11 | - | 92,548.80    | 0.00 | 2023.01.23 | 92,548.80    | 92,548.80    | 0.00 | 92,548.80    |
| 201  | Rodeha Enterprises      | 2023.01.23 | 232 | 1 | 1 | 1 | 0 | 1203 | 11 | - | 100,625.00   | 0.00 | 2023.01.23 | 100,625.00   | 100,625.00   | 0.00 | 100,625.00   |
| 202  | Rodeha Enterprises      | 2023.01.23 | 232 | 1 | 1 | 1 | 0 | 1203 | 11 | - | 680,896.46   | 0.00 | 2023.01.23 | 680,896.46   | 680,896.46   | 0.00 | 680,896.46   |
| 170  | Sea Lobster Enterprises | 2022.09.30 | 232 | 1 | 1 | 1 | 0 | 1203 | 11 | - | 1,250,930.18 | 0.00 | 2022.10.31 | 1,250,930.18 | 1,250,930.18 | 0.00 | 1,250,930.18 |
| 171  | Sea Lobster Enterprises | 2022.10.31 | 232 | 1 | 1 | 1 | 0 | 1203 | 11 | - | 1,494,089.93 | 0.00 | 2022.10.31 | 1,494,089.93 | 1,494,089.93 | 0.00 | 1,494,089.93 |
| 189  | Sea Lobster Enterprises | 2022.10.31 | 232 | 1 | 1 | 1 | 0 | 1203 | 11 | - | 1,463,787.18 | 0.00 | 2022.10.31 | 1,463,787.18 | 1,463,787.18 | 0.00 | 1,463,787.18 |
| 190  | Sea Lobster Enterprises | 2022.10.31 | 232 | 1 | 1 | 1 | 0 | 1203 | 11 | - | 1,677,989.14 | 0.00 | 2022.11.30 | 1,677,989.14 | 1,677,989.14 | 0.00 | 1,677,989.14 |
| 204  | Sea Lobster Enterprises | 2022.11.30 | 232 | 1 | 1 | 1 | 0 | 1203 | 11 | - | 964,116.24   | 0.00 | 2022.11.30 | 964,116.24   | 964,116.24   | 0.00 | 964,116.24   |
| 205  | Sea Lobster Enterprises | 2022.11.30 | 232 | 1 | 1 | 1 | 0 | 1203 | 11 | - | 355,936.50   | 0.00 | 2022.12.31 | 355,936.50   | 355,936.50   | 0.00 | 355,936.50   |
| 206  | Sea Lobster Enterprises | 2022.12.31 | 232 | 1 | 1 | 1 | 0 | 1203 | 11 | - | 1,133,531.95 | 0.00 | 2022.12.31 | 1,133,531.95 | 1,133,531.95 | 0.00 | 1,133,531.95 |
| 207  | Sea Lobster Enterprises | 2022.12.31 | 232 | 1 | 1 | 1 | 0 | 1203 | 11 | - | 196,294.50   | 0.00 | 2022.12.31 | 196,294.50   | 196,294.50   | 0.00 | 196,294.50   |
| 208  | Sea Lobster Enterprises | 2022.12.31 | 232 | 1 | 1 | 1 | 0 | 1203 | 11 | - | 1,690,164.50 | 0.00 | 2022.12.31 | 1,690,164.50 | 1,690,164.50 | 0.00 | 1,690,164.50 |
| 209  | Sea Lobster Enterprises | 2022.12.31 | 232 | 1 | 1 | 1 | 0 | 1203 | 11 | - | 1,666,780.00 | 0.00 | 2022.12.31 | 1,666,780.00 | 1,666,780.00 | 0.00 | 1,666,780.00 |
| 210  | Sea Lobster Enterprises | 2023.01.23 | 232 | 1 | 1 | 1 | 0 | 1203 | 11 | - | 321,614.64   | 0.00 | 2022.11.30 | 321,614.64   | 321,614.64   | 0.00 | 321,614.64   |
| 211  | D.Aith Alhakeon         | 2022.11.30 | 232 | 1 | 1 | 1 | 0 | 1203 | 11 | - | 154,710.36   | 0.00 | 2022.11.30 | 154,710.36   | 154,710.36   | 0.00 | 154,710.36   |
| 212  | D.Aith Alhakeon         | 2022.11.30 | 232 | 1 | 1 | 1 | 0 | 1203 | 11 | - | 315,771.72   | 0.00 | 2022.11.30 | 315,771.72   | 315,771.72   | 0.00 | 315,771.72   |
| 213  | D.Aith Alhakeon         | 2022.11.30 | 232 | 1 | 1 | 1 | 0 | 1203 | 11 | - | 404,685.72   | 0.00 | 2022.11.30 | 404,685.72   | 404,685.72   | 0.00 | 404,685.72   |
| 214  | D.Aith Alhakeon         | 2022.11.30 | 232 | 1 | 1 | 1 | 0 | 1203 | 11 | - | 259,120.80   | 0.00 | 2021.11.30 | 259,120.80   | 259,120.80   | 0.00 | 259,120.80   |
| 215  | D.Aith Alhakeon         | 2021.11.30 | 232 | 1 | 1 | 1 | 0 | 1203 | 11 | - | 144,294.72   | 0.00 | 2021.11.30 | 144,294.72   | 144,294.72   | 0.00 | 144,294.72   |
| 216  | D.Aith Alhakeon         | 2021.11.30 | 232 | 1 | 1 | 1 | 0 | 1203 | 11 | - | 266,487.96   | 0.00 | 2021.11.30 | 266,487.96   | 266,487.96   | 0.00 | 266,487.96   |
| 218  | D.Aith Alhakeon         | 2021.11.30 | 232 | 1 | 1 | 1 | 0 | 1203 | 11 | - | 326,441.40   | 0.00 | 2021.12.31 | 326,441.40   | 326,441.40   | 0.00 | 326,441.40   |
| 219  | D.Aith Alhakeon         | 2021.12.31 | 232 | 1 | 1 | 1 | 0 | 1203 | 11 | - | 1,873,462.03 | 0.00 | 2022.10.02 | 1,873,462.03 | 1,873,462.03 | 0.00 | 1,873,462.03 |
| 908  | Rajan Suppliers         | 2022.10.02 | 232 | 1 | 1 | 1 | 0 | 1203 | 11 | - | 1,133,023.94 | 0.00 | 2022.10.02 | 1,133,023.94 | 1,133,023.94 | 0.00 | 1,133,023.94 |
| 907  | Rajan Suppliers         | 2022.10.02 | 232 | 1 | 1 | 1 | 0 | 1203 | 11 | - | 1,084,293.98 | 0.00 | 2022.10.02 | 1,084,293.98 | 1,084,293.98 | 0.00 | 1,084,293.98 |
| 909  | Rajan Suppliers         | 2022.10.02 | 232 | 1 | 1 | 1 | 0 | 1203 | 11 | - | 1,448,244.13 | 0.00 | 2022.10.02 | 1,448,244.13 | 1,448,244.13 | 0.00 | 1,448,244.13 |
| 906  | Victory Hotel           | 2022.10.02 | 232 | 1 | 1 | 1 | 0 | 1203 | 11 | - | 1,009,558.37 | 0.00 | 2022.10.02 | 1,009,558.37 | 1,009,558.37 | 0.00 | 1,009,558.37 |
| 754  | Rajan Suppliers         | 2022.11.02 | 232 | 1 | 1 | 1 | 0 | 1203 | 11 | - | 5,129,227.97 | 0.00 | 2022.11.02 | 5,129,227.97 | 5,129,227.97 | 0.00 | 5,129,227.97 |
| 756  | Rajan Suppliers         | 2022.11.02 | 232 | 1 | 1 | 1 | 0 | 1203 | 11 | - | 2,363,265.52 | 0.00 | 2022.11.02 | 2,363,265.52 | 2,363,265.52 | 0.00 | 2,363,265.52 |
| 755  | Rajan Suppliers         | 2022.11.02 | 232 | 1 | 1 | 1 | 0 | 1203 | 11 | - | 2,314,537.34 | 0.00 | 2022.11.02 | 2,314,537.34 | 2,314,537.34 | 0.00 | 2,314,537.34 |
| 757  | Rajan Suppliers         | 2022.11.02 | 232 | 1 | 1 | 1 | 0 | 1203 | 11 | - | 3,058,181.05 | 0.00 | 2022.11.02 | 3,058,181.05 | 3,058,181.05 | 0.00 | 3,058,181.05 |
| 758  | Victory Hotel           | 2022.11.02 | 232 | 1 | 1 | 1 | 0 | 1203 | 11 | - | 1,799,343.00 | 0.00 | 2022.11.02 | 1,799,343.00 | 1,799,343.00 | 0.00 | 1,799,343.00 |
| 768  | Rajan Suppliers         | 2022.11.02 | 232 | 1 | 1 | 1 | 0 | 1203 | 11 | - | 505,471.54   | 0.00 | 2022.11.02 | 505,471.54   | 505,471.54   | 0.00 | 505,471.54   |
| 769  | Rajan Suppliers         | 2022.11.02 | 232 | 1 | 1 | 1 | 0 | 1203 | 11 | - | 652,177.80   | 0.00 | 2022.11.02 | 652,177.80   | 652,177.80   | 0.00 | 652,177.80   |
| 778  | Rajan Suppliers         | 2022.11.02 | 232 | 1 | 1 | 1 | 0 | 1203 | 11 | - | 1,728,200.85 | 0.00 | 2022.11.02 | 1,728,200.85 | 1,728,200.85 | 0.00 | 1,728,200.85 |
| 1107 | Rajan Suppliers         | 2022.11.02 | 232 | 1 | 1 | 1 | 0 | 1203 | 11 | - | 425,159.97   | 0.00 | 2022.11.02 | 425,159.97   | 425,159.97   | 0.00 | 425,159.97   |
| 771  | Rajan Suppliers         | 2022.11.02 | 232 | 1 | 1 | 1 | 0 | 1203 | 11 | - | 150,679.00   | 0.00 | 2022.11.02 | 150,679.00   | 150,679.00   | 0.00 | 150,679.00   |
| 772  | Victory Hotel           | 2022.11.02 | 232 | 1 | 1 | 1 | 0 | 1203 | 11 | - | 749,059.68   | 0.00 | 2022.11.02 | 749,059.68   | 749,059.68   | 0.00 | 749,059.68   |
| 773  | Rajan Suppliers         | 2022.11.02 | 232 | 1 | 1 | 1 | 0 | 1203 | 11 | - | 1,291,745.55 | 0.00 | 2022.11.02 | 1,291,745.55 | 1,291,745.55 | 0.00 | 1,291,745.55 |
| 774  | Rajan Suppliers         | 2022.11.02 | 232 | 1 | 1 | 1 | 0 | 1203 | 11 | - | 883,963.82   | 0.00 | 2022.11.02 | 883,963.82   | 883,963.82   | 0.00 | 883,963.82   |
| 775  | Rajan Suppliers         | 2022.11.02 | 232 | 1 | 1 | 1 | 0 | 1203 | 11 | - | 1,936,412.45 | 0.00 | 2022.11.02 | 1,936,412.45 | 1,936,412.45 | 0.00 | 1,936,412.45 |
| 776  | Rajan Suppliers         | 2022.11.02 | 232 | 1 | 1 | 1 | 0 | 1203 | 11 | - | 241,099.03   | 0.00 | 2022.11.02 | 241,099.03   | 241,099.03   | 0.00 | 241,099.03   |
| 777  | Victory Hotel           | 2022.11.02 | 232 | 1 | 1 | 1 | 0 | 1203 | 11 | - | 1,670,484.34 | 0.00 | 2022.11.02 | 1,670,484.34 | 1,670,484.34 | 0.00 | 1,670,484.34 |
| 1108 | Rajan Suppliers         | 2022.11.02 | 232 | 1 | 1 | 1 | 0 | 1203 | 11 | - | 1,195,511.10 | 0.00 | 2022.11.02 | 1,195,511.10 | 1,195,511.10 | 0.00 | 1,195,511.10 |
| 779  | Rajan Suppliers         | 2022.11.02 | 232 | 1 | 1 | 1 | 0 | 1203 | 11 | - | 1,277,351.64 | 0.00 | 2022.11.02 | 1,277,351.64 | 1,277,351.64 | 0.00 | 1,277,351.64 |
| 780  | Rajan Suppliers         | 2022.11.02 | 232 | 1 | 1 | 1 | 0 | 1203 | 11 | - | 675,787.44   | 0.00 | 2022.11.02 | 675,787.44   | 675,787.44   | 0.00 | 675,787.44   |
| 871  | Victory Hotel           | 2022.11.02 | 232 | 1 | 1 | 1 | 0 | 1203 | 11 | - | 2,245,947.62 | 0.00 | 2022.12.02 | 2,245,947.62 | 2,245,947.62 | 0.00 | 2,245,947.62 |
| 872  | Rajan Suppliers         | 2022.12.02 | 232 | 1 | 1 | 1 | 0 | 1203 | 11 | - | 2,142,339.07 | 0.00 | 2022.12.02 | 2,142,339.07 | 2,142,339.07 | 0.00 | 2,142,339.07 |
| 874  | Rajan Suppliers         | 2022.12.02 | 232 | 1 | 1 | 1 | 0 | 1203 | 11 | - | 2,142,339.07 | 0.00 | 2022.12.02 | 2,142,339.07 | 2,142,339.07 | 0.00 | 2,142,339.07 |



# CHAPTER 3

|                          |             |            |     |   |   |   |      |    |   |              |              |              |      |              |
|--------------------------|-------------|------------|-----|---|---|---|------|----|---|--------------|--------------|--------------|------|--------------|
| Rajan Suppliers          | 875         | 2022.12.02 | 232 | 1 | 1 | 0 | 1203 | 11 | - | 2,876,271.95 | 2,876,271.95 | 2,876,271.95 | 0.00 | 2,876,271.95 |
| Rajan Suppliers          | 876         | 2022.12.02 | 232 | 1 | 1 | 0 | 1203 | 11 | - | 4,189,122.06 | 4,189,122.06 | 4,189,122.06 | 0.00 | 4,189,122.06 |
| Victory Hotel            | 877         | 2022.12.02 | 232 | 1 | 1 | 0 | 1203 | 11 | - | 1,914,136.00 | 1,914,136.00 | 1,914,136.00 | 0.00 | 1,914,136.00 |
| U.K.R. Anura Jayalath    | 878         | 2022.12.02 | 232 | 1 | 1 | 0 | 1203 | 11 | - | 391,395.34   | 391,395.34   | 391,395.34   | 0.00 | 391,395.34   |
| U.K.R. Anura Jayalath    | 879         | 2022.12.02 | 232 | 1 | 1 | 0 | 1203 | 11 | - | 76,212.00    | 76,212.00    | 76,212.00    | 0.00 | 76,212.00    |
| A Komaladevi             | 880         | 2022.12.02 | 232 | 1 | 1 | 0 | 1203 | 11 | - | 33,025.20    | 33,025.20    | 33,025.20    | 0.00 | 33,025.20    |
| M.M.D.C. Kanurathne      | 881         | 2022.12.02 | 232 | 1 | 1 | 0 | 1203 | 11 | - | 32,009.04    | 32,009.04    | 32,009.04    | 0.00 | 32,009.04    |
| R.M.D.C. Jayasilva       | 904         | 2022.12.02 | 232 | 1 | 1 | 0 | 1203 | 11 | - | 48,575.00    | 48,575.00    | 48,575.00    | 0.00 | 48,575.00    |
| Rajan Suppliers          | 961         | 2022.12.31 | 232 | 1 | 1 | 0 | 1203 | 11 | - | 57,413.04    | 57,413.04    | 57,413.04    | 0.00 | 57,413.04    |
| Rajan Suppliers          | 962         | 2022.12.31 | 232 | 1 | 1 | 0 | 1203 | 11 | - | 6,011,755.57 | 6,011,755.57 | 6,011,755.57 | 0.00 | 6,011,755.57 |
| Rajan Suppliers          | 963         | 2022.12.31 | 232 | 1 | 1 | 0 | 1203 | 11 | - | 2,126,324.74 | 2,126,324.74 | 2,126,324.74 | 0.00 | 2,126,324.74 |
| Rajan Suppliers          | 964         | 2022.12.31 | 232 | 1 | 1 | 0 | 1203 | 11 | - | 2,269,816.62 | 2,269,816.62 | 2,269,816.62 | 0.00 | 2,269,816.62 |
| Victory Hotel            | 965         | 2022.12.31 | 232 | 1 | 1 | 0 | 1203 | 11 | - | 2,806,343.22 | 2,806,343.22 | 2,806,343.22 | 0.00 | 2,806,343.22 |
| U.K.R. Anura Jayalath    | 966         | 2022.12.31 | 232 | 1 | 1 | 0 | 1203 | 11 | - | 1,910,798.75 | 1,910,798.75 | 1,910,798.75 | 0.00 | 1,910,798.75 |
| U.K.R. Anura Jayalath    | 967         | 2022.12.31 | 232 | 1 | 1 | 0 | 1203 | 11 | - | 386,383.16   | 386,383.16   | 386,383.16   | 0.00 | 386,383.16   |
| U.K.R. Anura Jayalath    | 968         | 2022.12.31 | 232 | 1 | 1 | 0 | 1203 | 11 | - | 61,477.68    | 61,477.68    | 61,477.68    | 0.00 | 61,477.68    |
| A Komaladevi             | 1109        | 2022.12.31 | 232 | 1 | 1 | 0 | 1203 | 11 | - | 24,387.84    | 24,387.84    | 24,387.84    | 0.00 | 24,387.84    |
| M.M.D.C. Kanurathne      | 969         | 2022.12.31 | 232 | 1 | 1 | 0 | 1203 | 11 | - | 32,771.16    | 32,771.16    | 32,771.16    | 0.00 | 32,771.16    |
| R.M.D.C. Jayantha        | 1110        | 2022.12.31 | 232 | 1 | 1 | 0 | 1203 | 11 | - | 35,815.00    | 35,815.00    | 35,815.00    | 0.00 | 35,815.00    |
| Wickramarathne Pvt Ltd   | AD886168    | 2022.09.06 | 232 | 1 | 1 | 0 | 1203 | 11 | - | 29,722.68    | 29,722.68    | 29,722.68    | 0.00 | 29,722.68    |
| Wickramarathne Pvt Ltd   | AD886168    | 2022.09.09 | 232 | 1 | 1 | 0 | 1203 | 11 | - | 9,806.30     | 9,806.30     | 9,806.30     | 0.00 | 9,806.30     |
| Wickramarathne Pvt Ltd   | HO 2266912  | 2022.09.30 | 232 | 1 | 1 | 0 | 1203 | 11 | - | 19,612.60    | 19,612.60    | 19,612.60    | 0.00 | 19,612.60    |
| Wickramarathne Pvt Ltd   | HO 2266912  | 2022.09.30 | 232 | 1 | 1 | 0 | 1203 | 11 | - | 393,817.50   | 393,817.50   | 393,817.50   | 0.00 | 393,817.50   |
| Wickramarathne Pvt Ltd   | HO 2266912  | 2022.09.30 | 232 | 1 | 1 | 0 | 1203 | 11 | - | 352,356.66   | 352,356.66   | 352,356.66   | 0.00 | 352,356.66   |
| Wickramarathne Pvt Ltd   | AD886171    | 2022.09.29 | 232 | 1 | 1 | 0 | 1203 | 11 | - | 942,527.75   | 942,527.75   | 942,527.75   | 0.00 | 942,527.75   |
| Wickramarathne Pvt Ltd   | AD886179    | 2022.09.29 | 232 | 1 | 1 | 0 | 1203 | 11 | - | 1,061,765.19 | 1,061,765.19 | 1,061,765.19 | 0.00 | 1,061,765.19 |
| Wickramarathne Pvt Ltd   | AD886169    | 2022.09.09 | 232 | 1 | 1 | 0 | 1203 | 11 | - | 6,459.09     | 6,459.09     | 6,459.09     | 0.00 | 6,459.09     |
| Wickramarathne Pvt Ltd   | HO 2266912  | 2022.08.31 | 232 | 1 | 1 | 0 | 1203 | 11 | - | 22,557.44    | 22,557.44    | 22,557.44    | 0.00 | 22,557.44    |
| Wickramarathne Pvt Ltd   | HO 2266912  | 2022.08.31 | 232 | 1 | 1 | 0 | 1203 | 11 | - | 389,088.00   | 389,088.00   | 389,088.00   | 0.00 | 389,088.00   |
| Wickramarathne Pvt Ltd   | HO 2266909  | 2022.08.31 | 232 | 1 | 1 | 0 | 1203 | 11 | - | 407,342.62   | 407,342.62   | 407,342.62   | 0.00 | 407,342.62   |
| Wickramarathne Pvt Ltd   | AD886168    | 2022.08.25 | 232 | 1 | 1 | 0 | 1203 | 11 | - | 996,101.08   | 996,101.08   | 996,101.08   | 0.00 | 996,101.08   |
| Wickramarathne Pvt Ltd   | AD886172    | 2022.11.04 | 232 | 1 | 1 | 0 | 1203 | 11 | - | 276,497.71   | 276,497.71   | 276,497.71   | 0.00 | 276,497.71   |
| Wickramarathne Pvt Ltd   | HO 22070727 | 2022.10.31 | 232 | 1 | 1 | 0 | 1203 | 11 | - | 1,614.77     | 1,614.77     | 1,614.77     | 0.00 | 1,614.77     |
| Wickramarathne Pvt Ltd   | HO 22070728 | 2022.10.31 | 232 | 1 | 1 | 0 | 1203 | 11 | - | 1,007,569.74 | 1,007,569.74 | 1,007,569.74 | 0.00 | 1,007,569.74 |
| Wickramarathne Pvt Ltd   | HO 22070730 | 2022.10.31 | 232 | 1 | 1 | 0 | 1203 | 11 | - | 510,403.85   | 510,403.85   | 510,403.85   | 0.00 | 510,403.85   |
| Wickramarathne Pvt Ltd   | HO 22070729 | 2022.10.31 | 232 | 1 | 1 | 0 | 1203 | 11 | - | 62,550.00    | 62,550.00    | 62,550.00    | 0.00 | 62,550.00    |
| Wickramarathne Pvt Ltd   | HO 22070622 | 2022.11.30 | 232 | 1 | 1 | 0 | 1203 | 11 | - | 474,858.00   | 474,858.00   | 474,858.00   | 0.00 | 474,858.00   |
| Wickramarathne Pvt Ltd   | HO 22070623 | 2022.11.30 | 232 | 1 | 1 | 0 | 1203 | 11 | - | 1,161,214.72 | 1,161,214.72 | 1,161,214.72 | 0.00 | 1,161,214.72 |
| Wickramarathne Pvt Ltd   | HO 22070624 | 2022.11.30 | 232 | 1 | 1 | 0 | 1203 | 11 | - | 635,804.36   | 635,804.36   | 635,804.36   | 0.00 | 635,804.36   |
| Wickramarathne Pvt Ltd   | HO 22070625 | 2022.11.30 | 232 | 1 | 1 | 0 | 1203 | 11 | - | 77,650.00    | 77,650.00    | 77,650.00    | 0.00 | 77,650.00    |
| Wickramarathne Pvt Ltd   | HO 22070732 | 2022.10.20 | 232 | 1 | 1 | 0 | 1203 | 11 | - | 485,001.00   | 485,001.00   | 485,001.00   | 0.00 | 485,001.00   |
| Wickramarathne Pvt Ltd   | HO 22070671 | 2022.11.23 | 232 | 1 | 1 | 0 | 1203 | 11 | - | 1,114,899.87 | 1,114,899.87 | 1,114,899.87 | 0.00 | 1,114,899.87 |
| Wickramarathne Pvt Ltd   | HO 22071098 | 2022.12.01 | 232 | 1 | 1 | 0 | 1203 | 11 | - | 261,305.35   | 261,305.35   | 261,305.35   | 0.00 | 261,305.35   |
| Wickramarathne Pvt Ltd   | HO 22071099 | 2022.12.03 | 232 | 1 | 1 | 0 | 1203 | 11 | - | 869,086.22   | 869,086.22   | 869,086.22   | 0.00 | 869,086.22   |
| Wickramarathne Pvt Ltd   | HO 22071100 | 2022.12.06 | 232 | 1 | 1 | 0 | 1203 | 11 | - | 5,883.78     | 5,883.78     | 5,883.78     | 0.00 | 5,883.78     |
| Wickramarathne Pvt Ltd   | HO 22071096 | 2022.12.09 | 232 | 1 | 1 | 0 | 1203 | 11 | - | 39,225.20    | 39,225.20    | 39,225.20    | 0.00 | 39,225.20    |
| Wickramarathne Pvt Ltd   | HO 22071772 | 2022.12.20 | 232 | 1 | 1 | 0 | 1203 | 11 | - | 125,192.75   | 125,192.75   | 125,192.75   | 0.00 | 125,192.75   |
| Wickramarathne Pvt Ltd   | HO 22071775 | 2022.12.24 | 232 | 1 | 1 | 0 | 1203 | 11 | - | 29,418.90    | 29,418.90    | 29,418.90    | 0.00 | 29,418.90    |
| Wickramarathne Pvt Ltd   | HO 22071776 | 2022.12.29 | 232 | 1 | 1 | 0 | 1203 | 11 | - | 611,376.45   | 611,376.45   | 611,376.45   | 0.00 | 611,376.45   |
| Wickramarathne Pvt Ltd   | HO 22071774 | 2022.12.30 | 232 | 1 | 1 | 0 | 1203 | 11 | - | 18,239.71    | 18,239.71    | 18,239.71    | 0.00 | 18,239.71    |
| Wickramarathne Pvt Ltd   | HO 22071789 | 2022.12.31 | 232 | 1 | 1 | 0 | 1203 | 11 | - | 6,459.09     | 6,459.09     | 6,459.09     | 0.00 | 6,459.09     |
| Wickramarathne Pvt Ltd   | HO 22071790 | 2022.12.31 | 232 | 1 | 1 | 0 | 1203 | 11 | - | 1,242,212.67 | 1,242,212.67 | 1,242,212.67 | 0.00 | 1,242,212.67 |
| Wickramarathne Pvt Ltd   | HO 22071791 | 2022.12.31 | 232 | 1 | 1 | 0 | 1203 | 11 | - | 627,558.64   | 627,558.64   | 627,558.64   | 0.00 | 627,558.64   |
| Wickramarathne Pvt Ltd   | HO 22071792 | 2022.12.31 | 232 | 1 | 1 | 0 | 1203 | 11 | - | 91,100.00    | 91,100.00    | 91,100.00    | 0.00 | 91,100.00    |
| Wickramarathne Pvt Ltd   | HO 22071793 | 2022.12.31 | 232 | 1 | 1 | 0 | 1203 | 11 | - | 591,606.00   | 591,606.00   | 591,606.00   | 0.00 | 591,606.00   |
| Sudena Suppliers Pvt Ltd | 2022-482    | 2022.10.16 | 232 | 1 | 1 | 0 | 1203 | 11 | - | 4,799.97     | 4,799.97     | 4,799.97     | 0.00 | 4,799.97     |
| Sudena Suppliers Pvt Ltd | 2022-483    | 2022.10.16 | 232 | 1 | 1 | 0 | 1203 | 11 | - | 742,256.03   | 742,256.03   | 742,256.03   | 0.00 | 742,256.03   |
| Sudena Suppliers Pvt Ltd | 2022-612    | 2022.09.12 | 232 | 1 | 1 | 0 | 1203 | 11 | - | 1,131,525.68 | 1,131,525.68 | 1,131,525.68 | 0.00 | 1,131,525.68 |
| Sudena Suppliers Pvt Ltd | 2022-613    | 2022.09.12 | 232 | 1 | 1 | 0 | 1203 | 11 | - | 210,979.99   | 210,979.99   | 210,979.99   | 0.00 | 210,979.99   |
| Sudena Suppliers Pvt Ltd | 2022-614    | 2022.09.12 | 232 | 1 | 1 | 0 | 1203 | 11 | - | 397,799.80   | 397,799.80   | 397,799.80   | 0.00 | 397,799.80   |
| Sudena Suppliers Pvt Ltd | 2022-615    | 2022.09.12 | 232 | 1 | 1 | 0 | 1203 | 11 | - | 400,146.79   | 400,146.79   | 400,146.79   | 0.00 | 400,146.79   |
| Sudena Suppliers Pvt Ltd | 2022-616    | 2022.09.12 | 232 | 1 | 1 | 0 | 1203 | 11 | - | 363,607.68   | 363,607.68   | 363,607.68   | 0.00 | 363,607.68   |
| Sudena Suppliers Pvt Ltd | 2022-617    | 2022.09.12 | 232 | 1 | 1 | 0 | 1203 | 11 | - | 272,507.57   | 272,507.57   | 272,507.57   | 0.00 | 272,507.57   |
| Sudena Suppliers Pvt Ltd | 2022-618    | 2022.09.12 | 232 | 1 | 1 | 0 | 1203 | 11 | - | 258,094.96   | 258,094.96   | 258,094.96   | 0.00 | 258,094.96   |
| Sudena Suppliers Pvt Ltd | 2022-618    | 2022.09.12 | 232 | 1 | 1 | 0 | 1203 | 11 | - | 539,192.55   | 539,192.55   | 539,192.55   | 0.00 | 539,192.55   |



# CHAPTER 3

|                          |          |            |     |   |   |   |      |    |   |              |      |            |      |            |              |      |              |      |              |
|--------------------------|----------|------------|-----|---|---|---|------|----|---|--------------|------|------------|------|------------|--------------|------|--------------|------|--------------|
| Sudena Suppliers Pvt Ltd | 2022-615 | 2022.09.12 | 232 | 1 | 1 | 0 | 1203 | 11 | - | 368,297.80   | 0.00 | 2022.09.12 | 0.00 | 2022.09.12 | 368,297.80   | 0.00 | 368,297.80   | 0.00 | 368,297.80   |
| Sudena Suppliers Pvt Ltd | 2022-678 | 2022.10.26 | 232 | 1 | 1 | 0 | 1203 | 11 | - | 1,249,242.75 | 0.00 | 2022.10.26 | 0.00 | 2022.10.26 | 1,249,242.75 | 0.00 | 1,249,242.75 | 0.00 | 1,249,242.75 |
| Sudena Suppliers Pvt Ltd | 2022-679 | 2022.10.11 | 232 | 1 | 1 | 0 | 1203 | 11 | - | 960,269.16   | 0.00 | 2022.10.11 | 0.00 | 2022.10.11 | 960,269.16   | 0.00 | 960,269.16   | 0.00 | 960,269.16   |
| Sudena Suppliers Pvt Ltd | 2022-681 | 2022.11.23 | 232 | 1 | 1 | 0 | 1203 | 11 | - | 698,618.42   | 0.00 | 2022.11.23 | 0.00 | 2022.11.23 | 698,618.42   | 0.00 | 698,618.42   | 0.00 | 698,618.42   |
| Sudena Suppliers Pvt Ltd | 2022-683 | 2022.11.25 | 232 | 1 | 1 | 0 | 1203 | 11 | - | 835,091.73   | 0.00 | 2022.11.25 | 0.00 | 2022.11.25 | 835,091.73   | 0.00 | 835,091.73   | 0.00 | 835,091.73   |
| Sudena Suppliers Pvt Ltd | 2022-685 | 2022.12.16 | 232 | 1 | 1 | 0 | 1203 | 11 | - | 974,017.70   | 0.00 | 2022.12.16 | 0.00 | 2022.12.16 | 974,017.70   | 0.00 | 974,017.70   | 0.00 | 974,017.70   |
| Sudena Suppliers Pvt Ltd | 2022-701 | 2022.12.19 | 232 | 1 | 1 | 0 | 1203 | 11 | - | 1,095,664.13 | 0.00 | 2022.12.19 | 0.00 | 2022.12.19 | 1,095,664.13 | 0.00 | 1,095,664.13 | 0.00 | 1,095,664.13 |
| Sudena Suppliers Pvt Ltd | 2022-761 | 2022.12.31 | 232 | 1 | 1 | 0 | 1203 | 11 | - | 1,069,591.42 | 0.00 | 2022.12.31 | 0.00 | 2022.12.31 | 1,069,591.42 | 0.00 | 1,069,591.42 | 0.00 | 1,069,591.42 |
| Wickramaratnes Pvt Ltd   | v85      | 2022.09.21 | 232 | 1 | 1 | 0 | 1203 | 11 | - | 1,705.35     | 0.00 | 2022.09.21 | 0.00 | 2022.09.21 | 1,705.35     | 0.00 | 1,705.35     | 0.00 | 1,705.35     |
| Wickramaratnes Pvt Ltd   | v86      | 2022.09.21 | 232 | 1 | 1 | 0 | 1203 | 11 | - | 7,659.09     | 0.00 | 2022.09.21 | 0.00 | 2022.09.21 | 7,659.09     | 0.00 | 7,659.09     | 0.00 | 7,659.09     |
| Wickramaratnes Pvt Ltd   | v87      | 2022.09.21 | 232 | 1 | 1 | 0 | 1203 | 11 | - | 12,142.56    | 0.00 | 2022.09.21 | 0.00 | 2022.09.21 | 12,142.56    | 0.00 | 12,142.56    | 0.00 | 12,142.56    |
| Wickramaratnes Pvt Ltd   | v88      | 2022.09.21 | 232 | 1 | 1 | 0 | 1203 | 11 | - | 18,422.28    | 0.00 | 2022.09.21 | 0.00 | 2022.09.21 | 18,422.28    | 0.00 | 18,422.28    | 0.00 | 18,422.28    |
| Wickramaratnes Pvt Ltd   | v89      | 2022.09.21 | 232 | 1 | 1 | 0 | 1203 | 11 | - | 15,249.27    | 0.00 | 2022.09.21 | 0.00 | 2022.09.21 | 15,249.27    | 0.00 | 15,249.27    | 0.00 | 15,249.27    |
| Wickramaratnes Pvt Ltd   | v90      | 2022.09.21 | 232 | 1 | 1 | 0 | 1203 | 11 | - | 20,862.10    | 0.00 | 2022.09.21 | 0.00 | 2022.09.21 | 20,862.10    | 0.00 | 20,862.10    | 0.00 | 20,862.10    |
| Wickramaratnes Pvt Ltd   | v91      | 2022.09.21 | 232 | 1 | 1 | 0 | 1203 | 11 | - | 11,544.59    | 0.00 | 2022.09.21 | 0.00 | 2022.09.21 | 11,544.59    | 0.00 | 11,544.59    | 0.00 | 11,544.59    |
| D.V.L. Suppliers         | v92      | 2022.09.21 | 232 | 1 | 1 | 0 | 1203 | 11 | - | 237,415.71   | 0.00 | 2022.09.21 | 0.00 | 2022.09.21 | 237,415.71   | 0.00 | 237,415.71   | 0.00 | 237,415.71   |
| D.V.L. Suppliers         | v93      | 2022.09.21 | 232 | 1 | 1 | 0 | 1203 | 11 | - | 344,169.42   | 0.00 | 2022.09.21 | 0.00 | 2022.09.21 | 344,169.42   | 0.00 | 344,169.42   | 0.00 | 344,169.42   |
| D.V.L. Suppliers         | v94      | 2022.09.21 | 232 | 1 | 1 | 0 | 1203 | 11 | - | 372,429.54   | 0.00 | 2022.09.21 | 0.00 | 2022.09.21 | 372,429.54   | 0.00 | 372,429.54   | 0.00 | 372,429.54   |
| D.V.L. Suppliers         | v95      | 2022.09.21 | 232 | 1 | 1 | 0 | 1203 | 11 | - | 91,050.00    | 0.00 | 2022.09.21 | 0.00 | 2022.09.21 | 91,050.00    | 0.00 | 91,050.00    | 0.00 | 91,050.00    |
| Kanurathine Traders      | v96      | 2022.09.21 | 232 | 1 | 1 | 0 | 1203 | 11 | - | 46,525.00    | 0.00 | 2022.09.21 | 0.00 | 2022.09.21 | 46,525.00    | 0.00 | 46,525.00    | 0.00 | 46,525.00    |
| Kanurathine Traders      | v97      | 2022.09.21 | 232 | 1 | 1 | 0 | 1203 | 11 | - | 1,623,900.00 | 0.00 | 2022.09.21 | 0.00 | 2022.09.21 | 1,623,900.00 | 0.00 | 1,623,900.00 | 0.00 | 1,623,900.00 |
| Wickramaratnes Pvt Ltd   | v98      | 2022.10.01 | 232 | 1 | 1 | 0 | 1203 | 11 | - | 27,810.72    | 0.00 | 2022.10.01 | 0.00 | 2022.10.01 | 27,810.72    | 0.00 | 27,810.72    | 0.00 | 27,810.72    |
| Wickramaratnes Pvt Ltd   | v99      | 2022.10.01 | 232 | 1 | 1 | 0 | 1203 | 11 | - | 31,908.81    | 0.00 | 2022.10.01 | 0.00 | 2022.10.01 | 31,908.81    | 0.00 | 31,908.81    | 0.00 | 31,908.81    |
| Wickramaratnes Pvt Ltd   | v100     | 2022.10.01 | 232 | 1 | 1 | 0 | 1203 | 11 | - | 21,143.99    | 0.00 | 2022.10.01 | 0.00 | 2022.10.01 | 21,143.99    | 0.00 | 21,143.99    | 0.00 | 21,143.99    |
| Wickramaratnes Pvt Ltd   | v101     | 2022.10.01 | 232 | 1 | 1 | 0 | 1203 | 11 | - | 7,748.35     | 0.00 | 2022.10.01 | 0.00 | 2022.10.01 | 7,748.35     | 0.00 | 7,748.35     | 0.00 | 7,748.35     |
| Wickramaratnes Pvt Ltd   | v102     | 2022.10.01 | 232 | 1 | 1 | 0 | 1203 | 11 | - | 20,139.84    | 0.00 | 2022.10.01 | 0.00 | 2022.10.01 | 20,139.84    | 0.00 | 20,139.84    | 0.00 | 20,139.84    |
| Wickramaratnes Pvt Ltd   | v103     | 2022.10.01 | 232 | 1 | 1 | 0 | 1203 | 11 | - | 69,317.25    | 0.00 | 2022.10.01 | 0.00 | 2022.10.01 | 69,317.25    | 0.00 | 69,317.25    | 0.00 | 69,317.25    |
| Wickramaratnes Pvt Ltd   | v104     | 2022.10.01 | 232 | 1 | 1 | 0 | 1203 | 11 | - | 29,062.58    | 0.00 | 2022.10.01 | 0.00 | 2022.10.01 | 29,062.58    | 0.00 | 29,062.58    | 0.00 | 29,062.58    |
| Wickramaratnes Pvt Ltd   | v105     | 2022.10.01 | 232 | 1 | 1 | 0 | 1203 | 11 | - | 25,343.17    | 0.00 | 2022.10.01 | 0.00 | 2022.10.01 | 25,343.17    | 0.00 | 25,343.17    | 0.00 | 25,343.17    |
| Wickramaratnes Pvt Ltd   | v106     | 2022.10.01 | 232 | 1 | 1 | 0 | 1203 | 11 | - | 24,343.20    | 0.00 | 2022.10.01 | 0.00 | 2022.10.01 | 24,343.20    | 0.00 | 24,343.20    | 0.00 | 24,343.20    |
| Wickramaratnes Pvt Ltd   | v107     | 2022.10.01 | 232 | 1 | 1 | 0 | 1203 | 11 | - | 2,549,641.86 | 0.00 | 2022.10.01 | 0.00 | 2022.10.01 | 2,549,641.86 | 0.00 | 2,549,641.86 | 0.00 | 2,549,641.86 |
| Kanurathine Traders      | v108     | 2022.10.01 | 232 | 1 | 1 | 0 | 1203 | 11 | - | 1,496,732.72 | 0.00 | 2022.10.01 | 0.00 | 2022.10.01 | 1,496,732.72 | 0.00 | 1,496,732.72 | 0.00 | 1,496,732.72 |
| Kanurathine Traders      | v109     | 2022.10.01 | 232 | 1 | 1 | 0 | 1203 | 11 | - | 1,023,310.00 | 0.00 | 2022.10.01 | 0.00 | 2022.10.01 | 1,023,310.00 | 0.00 | 1,023,310.00 | 0.00 | 1,023,310.00 |
| W.S. Enterprises         | v110     | 2022.10.01 | 232 | 1 | 1 | 0 | 1203 | 11 | - | 318,694.80   | 0.00 | 2022.10.01 | 0.00 | 2022.10.01 | 318,694.80   | 0.00 | 318,694.80   | 0.00 | 318,694.80   |
| W.S. Enterprises         | v111     | 2022.10.01 | 232 | 1 | 1 | 0 | 1203 | 11 | - | 462,900.85   | 0.00 | 2022.10.01 | 0.00 | 2022.10.01 | 462,900.85   | 0.00 | 462,900.85   | 0.00 | 462,900.85   |
| W.S. Enterprises         | v112     | 2022.10.24 | 232 | 1 | 1 | 0 | 1203 | 11 | - | 351,324.00   | 0.00 | 2022.10.24 | 0.00 | 2022.10.24 | 351,324.00   | 0.00 | 351,324.00   | 0.00 | 351,324.00   |
| W.S. Enterprises         | v113     | 2022.10.24 | 232 | 1 | 1 | 0 | 1203 | 11 | - | 273,720.00   | 0.00 | 2022.10.24 | 0.00 | 2022.10.24 | 273,720.00   | 0.00 | 273,720.00   | 0.00 | 273,720.00   |
| Wickramaratnes Pvt Ltd   | v114     | 2022.10.24 | 232 | 1 | 1 | 0 | 1203 | 11 | - | 22,656.15    | 0.00 | 2022.10.24 | 0.00 | 2022.10.24 | 22,656.15    | 0.00 | 22,656.15    | 0.00 | 22,656.15    |
| Wickramaratnes Pvt Ltd   | v115     | 2022.10.24 | 232 | 1 | 1 | 0 | 1203 | 11 | - | 23,218.11    | 0.00 | 2022.10.24 | 0.00 | 2022.10.24 | 23,218.11    | 0.00 | 23,218.11    | 0.00 | 23,218.11    |
| Wickramaratnes Pvt Ltd   | v116     | 2022.10.24 | 232 | 1 | 1 | 0 | 1203 | 11 | - | 38,511.34    | 0.00 | 2022.10.24 | 0.00 | 2022.10.24 | 38,511.34    | 0.00 | 38,511.34    | 0.00 | 38,511.34    |
| Wickramaratnes Pvt Ltd   | v117     | 2022.10.24 | 232 | 1 | 1 | 0 | 1203 | 11 | - | 34,672.22    | 0.00 | 2022.10.24 | 0.00 | 2022.10.24 | 34,672.22    | 0.00 | 34,672.22    | 0.00 | 34,672.22    |
| Wickramaratnes Pvt Ltd   | v118     | 2022.10.24 | 232 | 1 | 1 | 0 | 1203 | 11 | - | 20,668.95    | 0.00 | 2022.10.24 | 0.00 | 2022.10.24 | 20,668.95    | 0.00 | 20,668.95    | 0.00 | 20,668.95    |
| Wickramaratnes Pvt Ltd   | v119     | 2022.10.24 | 232 | 1 | 1 | 0 | 1203 | 11 | - | 27,462.75    | 0.00 | 2022.10.24 | 0.00 | 2022.10.24 | 27,462.75    | 0.00 | 27,462.75    | 0.00 | 27,462.75    |
| Wickramaratnes Pvt Ltd   | v120     | 2022.10.24 | 232 | 1 | 1 | 0 | 1203 | 11 | - | 133,402.42   | 0.00 | 2022.10.24 | 0.00 | 2022.10.24 | 133,402.42   | 0.00 | 133,402.42   | 0.00 | 133,402.42   |
| Wickramaratnes Pvt Ltd   | v121     | 2022.10.24 | 232 | 1 | 1 | 0 | 1203 | 11 | - | 10,338.00    | 0.00 | 2022.10.24 | 0.00 | 2022.10.24 | 10,338.00    | 0.00 | 10,338.00    | 0.00 | 10,338.00    |
| Wickramaratnes Pvt Ltd   | v122     | 2022.10.24 | 232 | 1 | 1 | 0 | 1203 | 11 | - | 2,774,162.50 | 0.00 | 2022.10.24 | 0.00 | 2022.10.24 | 2,774,162.50 | 0.00 | 2,774,162.50 | 0.00 | 2,774,162.50 |
| Kanurathine Traders      | v123     | 2022.11.01 | 232 | 1 | 1 | 0 | 1203 | 11 | - | 2,584,942.27 | 0.00 | 2022.11.01 | 0.00 | 2022.11.01 | 2,584,942.27 | 0.00 | 2,584,942.27 | 0.00 | 2,584,942.27 |
| Kanurathine Traders      | v124     | 2022.11.01 | 232 | 1 | 1 | 0 | 1203 | 11 | - | 1,822,880.60 | 0.00 | 2022.11.01 | 0.00 | 2022.11.01 | 1,822,880.60 | 0.00 | 1,822,880.60 | 0.00 | 1,822,880.60 |
| Kanurathine Traders      | v125     | 2022.11.01 | 232 | 1 | 1 | 0 | 1203 | 11 | - | 2,219,330.00 | 0.00 | 2022.11.01 | 0.00 | 2022.11.01 | 2,219,330.00 | 0.00 | 2,219,330.00 | 0.00 | 2,219,330.00 |
| W.S. Enterprises         | v126     | 2022.11.01 | 232 | 1 | 1 | 0 | 1203 | 11 | - | 1,205,435.00 | 0.00 | 2022.11.01 | 0.00 | 2022.11.01 | 1,205,435.00 | 0.00 | 1,205,435.00 | 0.00 | 1,205,435.00 |
| D.V.L. Suppliers         | v127     | 2022.11.01 | 232 | 1 | 1 | 0 | 1203 | 11 | - | 1,895,770.50 | 0.00 | 2022.11.01 | 0.00 | 2022.11.01 | 1,895,770.50 | 0.00 | 1,895,770.50 | 0.00 | 1,895,770.50 |
| U.K. Anura Jvalah        | v128     | 2022.11.15 | 232 | 1 | 1 | 0 | 1203 | 11 | - | 82,302.00    | 0.00 | 2022.11.15 | 0.00 | 2022.11.15 | 82,302.00    | 0.00 | 82,302.00    | 0.00 | 82,302.00    |
| Wickramaratnes Pvt Ltd   | v132     | 2022.11.15 | 232 | 1 | 1 | 0 | 1203 | 11 | - | 38,054.56    | 0.00 | 2022.11.15 | 0.00 | 2022.11.15 | 38,054.56    | 0.00 | 38,054.56    | 0.00 | 38,054.56    |
| Wickramaratnes Pvt Ltd   | v133     | 2022.11.15 | 232 | 1 | 1 | 0 | 1203 | 11 | - | 29,963.25    | 0.00 | 2022.11.15 | 0.00 | 2022.11.15 | 29,963.25    | 0.00 | 29,963.25    | 0.00 | 29,963.25    |
| Wickramaratnes Pvt Ltd   | v134     | 2022.11.15 | 232 | 1 | 1 | 0 | 1203 | 11 | - | 33,888.87    | 0.00 | 2022.11.15 | 0.00 | 2022.11.15 | 33,888.87    | 0.00 | 33,888.87    | 0.00 | 33,888.87    |
| W.S. Enterprises         | v135     | 2022.12.01 | 232 | 1 | 1 | 0 | 1203 | 11 | - | 104,780.00   | 0.00 | 2022.12.01 | 0.00 | 2022.12.01 | 104,780.00   | 0.00 | 104,780.00   | 0.00 | 104,780.00   |
| W.S. Enterprises         | v136     | 2022.12.01 | 232 | 1 | 1 | 0 | 1203 | 11 | - | 135,603.00   | 0.00 | 2022.12.01 | 0.00 | 2022.12.01 | 135,603.00   | 0.00 | 135,603.00   | 0.00 | 135,603.00   |
| W.S. Enterprises         | v137     | 2022.12.01 | 232 | 1 | 1 | 0 | 1203 | 11 | - | 1,096,735.26 | 0.00 | 2022.12.01 | 0.00 | 2022.12.01 | 1,096,735.26 | 0.00 |              |      |              |



|                           |      |            |     |   |   |   |      |    |   |              |      |            |      |            |              |      |              |      |              |
|---------------------------|------|------------|-----|---|---|---|------|----|---|--------------|------|------------|------|------------|--------------|------|--------------|------|--------------|
| W.A.M. Nimal Siri Bandara | v149 | 2022.12.01 | 232 | 1 | 1 | 0 | 1203 | 11 | - | 97,686.00    | 0.00 | 2022.12.01 | 0.00 | 2022.12.01 | 97,686.00    | 0.00 | 97,686.00    | 0.00 | 97,686.00    |
| W.A.M. Nimal Siri Bandara | v150 | 2022.12.01 | 232 | 1 | 1 | 0 | 1203 | 11 | - | 77,604.00    | 0.00 | 2022.12.01 | 0.00 | 2022.12.01 | 77,604.00    | 0.00 | 77,604.00    | 0.00 | 77,604.00    |
| Karunaratne Traders       | v151 | 2022.12.01 | 232 | 1 | 1 | 0 | 1203 | 11 | - | 2,219,330.00 | 0.00 | 2022.12.01 | 0.00 | 2022.12.01 | 2,219,330.00 | 0.00 | 2,219,330.00 | 0.00 | 2,219,330.00 |
| Karunaratne Traders       | v152 | 2022.12.01 | 232 | 1 | 1 | 0 | 1203 | 11 | - | 3,012,403.89 | 0.00 | 2022.12.01 | 0.00 | 2022.12.01 | 3,012,403.89 | 0.00 | 3,012,403.89 | 0.00 | 3,012,403.89 |
| Karunaratne Traders       | v153 | 2022.12.01 | 232 | 1 | 1 | 0 | 1203 | 11 | - | 1,977,539.82 | 0.00 | 2022.12.01 | 0.00 | 2022.12.01 | 1,977,539.82 | 0.00 | 1,977,539.82 | 0.00 | 1,977,539.82 |
| W.S. Enterprises          | v154 | 2022.12.01 | 232 | 1 | 1 | 0 | 1203 | 11 | - | 90,179.00    | 0.00 | 2022.12.01 | 0.00 | 2022.12.01 | 90,179.00    | 0.00 | 90,179.00    | 0.00 | 90,179.00    |
| D.V.L. Suppliers          | v155 | 2022.12.01 | 232 | 1 | 1 | 0 | 1203 | 11 | - | 2,483,725.80 | 0.00 | 2022.12.01 | 0.00 | 2022.12.01 | 2,483,725.80 | 0.00 | 2,483,725.80 | 0.00 | 2,483,725.80 |
| Wickramaratne Pvt. Ltd    | v156 | 2022.12.01 | 232 | 1 | 1 | 0 | 1203 | 11 | - | 68,911.97    | 0.00 | 2022.12.01 | 0.00 | 2022.12.01 | 68,911.97    | 0.00 | 68,911.97    | 0.00 | 68,911.97    |
| Wickramaratne Pvt. Ltd    | v157 | 2022.12.01 | 232 | 1 | 1 | 0 | 1203 | 11 | - | 83,868.00    | 0.00 | 2022.12.01 | 0.00 | 2022.12.01 | 83,868.00    | 0.00 | 83,868.00    | 0.00 | 83,868.00    |
| U.K. Anura Jayalath       | v158 | 2022.12.01 | 232 | 1 | 1 | 0 | 1203 | 11 | - | 73,254.00    | 0.00 | 2022.12.01 | 0.00 | 2022.12.01 | 73,254.00    | 0.00 | 73,254.00    | 0.00 | 73,254.00    |
| U.K. Anura Jayalath       | v159 | 2022.12.01 | 232 | 1 | 1 | 0 | 1203 | 11 | - | 117,276.00   | 0.00 | 2022.12.01 | 0.00 | 2022.12.01 | 117,276.00   | 0.00 | 117,276.00   | 0.00 | 117,276.00   |
| W.S. Enterprises          | v160 | 2022.12.01 | 232 | 1 | 1 | 0 | 1203 | 11 | - | 2,027,799.20 | 0.00 | 2022.12.01 | 0.00 | 2022.12.01 | 2,027,799.20 | 0.00 | 2,027,799.20 | 0.00 | 2,027,799.20 |
| W.S. Enterprises          | v161 | 2022.12.01 | 232 | 1 | 1 | 0 | 1203 | 11 | - | 901,790.00   | 0.00 | 2022.12.01 | 0.00 | 2022.12.01 | 901,790.00   | 0.00 | 901,790.00   | 0.00 | 901,790.00   |
| Wickramaratne Pvt. Ltd    | v162 | 2022.12.01 | 232 | 1 | 1 | 0 | 1203 | 11 | - | 38,617.72    | 0.00 | 2022.12.01 | 0.00 | 2022.12.01 | 38,617.72    | 0.00 | 38,617.72    | 0.00 | 38,617.72    |
| Wickramaratne Pvt. Ltd    | v163 | 2022.12.01 | 232 | 1 | 1 | 0 | 1203 | 11 | - | 52,837.06    | 0.00 | 2022.12.01 | 0.00 | 2022.12.01 | 52,837.06    | 0.00 | 52,837.06    | 0.00 | 52,837.06    |
| Wickramaratne Pvt. Ltd    | v164 | 2022.12.01 | 232 | 1 | 1 | 0 | 1203 | 11 | - | 49,410.90    | 0.00 | 2022.12.01 | 0.00 | 2022.12.01 | 49,410.90    | 0.00 | 49,410.90    | 0.00 | 49,410.90    |
| Wickramaratne Pvt. Ltd    | v165 | 2022.12.01 | 232 | 1 | 1 | 0 | 1203 | 11 | - | 81,888.70    | 0.00 | 2022.12.01 | 0.00 | 2022.12.01 | 81,888.70    | 0.00 | 81,888.70    | 0.00 | 81,888.70    |
| Wickramaratne Pvt. Ltd    | v166 | 2022.12.01 | 232 | 1 | 1 | 0 | 1203 | 11 | - | 105,456.15   | 0.00 | 2022.12.01 | 0.00 | 2022.12.01 | 105,456.15   | 0.00 | 105,456.15   | 0.00 | 105,456.15   |
| Wickramaratne Pvt. Ltd    | v167 | 2022.12.01 | 232 | 1 | 1 | 0 | 1203 | 11 | - | 97,312.85    | 0.00 | 2022.12.01 | 0.00 | 2022.12.01 | 97,312.85    | 0.00 | 97,312.85    | 0.00 | 97,312.85    |
| Wickramaratne Pvt. Ltd    | v168 | 2022.12.01 | 232 | 1 | 1 | 0 | 1203 | 11 | - | 158,904.53   | 0.00 | 2022.12.01 | 0.00 | 2022.12.01 | 158,904.53   | 0.00 | 158,904.53   | 0.00 | 158,904.53   |
| Wickramaratne Pvt. Ltd    | v169 | 2022.12.01 | 232 | 1 | 1 | 0 | 1203 | 11 | - | 3,239,646.79 | 0.00 | 2022.12.01 | 0.00 | 2022.12.01 | 3,239,646.79 | 0.00 | 3,239,646.79 | 0.00 | 3,239,646.79 |
| Wickramaratne Traders     | v170 | 2022.12.01 | 232 | 1 | 1 | 0 | 1203 | 11 | - | 2,051,842.69 | 0.00 | 2022.12.01 | 0.00 | 2022.12.01 | 2,051,842.69 | 0.00 | 2,051,842.69 | 0.00 | 2,051,842.69 |
| Wickramaratne Traders     | v171 | 2022.12.01 | 232 | 1 | 1 | 0 | 1203 | 11 | - | 3,676,077.94 | 0.00 | 2022.12.01 | 0.00 | 2022.12.01 | 3,676,077.94 | 0.00 | 3,676,077.94 | 0.00 | 3,676,077.94 |
| W.S. Enterprises          | v172 | 2022.12.01 | 232 | 1 | 1 | 0 | 1203 | 11 | - | 1,622,075.00 | 0.00 | 2022.12.01 | 0.00 | 2022.12.01 | 1,622,075.00 | 0.00 | 1,622,075.00 | 0.00 | 1,622,075.00 |
| W.S. Enterprises          | v173 | 2022.12.01 | 232 | 1 | 1 | 0 | 1203 | 11 | - | 1,822,162.52 | 0.00 | 2022.12.01 | 0.00 | 2022.12.01 | 1,822,162.52 | 0.00 | 1,822,162.52 | 0.00 | 1,822,162.52 |
| W.S. Enterprises          | v174 | 2022.12.01 | 232 | 1 | 1 | 0 | 1203 | 11 | - | 2,577,239.40 | 0.00 | 2022.12.01 | 0.00 | 2022.12.01 | 2,577,239.40 | 0.00 | 2,577,239.40 | 0.00 | 2,577,239.40 |
| W.S. Enterprises          | v175 | 2022.12.01 | 232 | 1 | 1 | 0 | 1203 | 11 | - | 96,796.00    | 0.00 | 2022.12.01 | 0.00 | 2022.12.01 | 96,796.00    | 0.00 | 96,796.00    | 0.00 | 96,796.00    |
| D.V.L. Suppliers          | v176 | 2022.12.01 | 232 | 1 | 1 | 0 | 1203 | 11 | - | 80,275.00    | 0.00 | 2022.12.01 | 0.00 | 2022.12.01 | 80,275.00    | 0.00 | 80,275.00    | 0.00 | 80,275.00    |
| W.A.M. Nimal Siri Bandara | v177 | 2022.12.01 | 232 | 1 | 1 | 0 | 1203 | 11 | - | 180,815.00   | 0.00 | 2022.12.01 | 0.00 | 2022.12.01 | 180,815.00   | 0.00 | 180,815.00   | 0.00 | 180,815.00   |
| W.A.M. Nimal Siri Bandara | v178 | 2022.12.01 | 232 | 1 | 1 | 0 | 1203 | 11 | - | 144,395.00   | 0.00 | 2022.12.01 | 0.00 | 2022.12.01 | 144,395.00   | 0.00 | 144,395.00   | 0.00 | 144,395.00   |
| R.A. Hector               | v179 | 2022.12.01 | 232 | 1 | 1 | 0 | 1203 | 11 | - | 70,710.00    | 0.00 | 2022.12.01 | 0.00 | 2022.12.01 | 70,710.00    | 0.00 | 70,710.00    | 0.00 | 70,710.00    |
| R.A. Hector               | v180 | 2022.12.01 | 232 | 1 | 1 | 0 | 1203 | 11 | - | 61,248.00    | 0.00 | 2022.12.01 | 0.00 | 2022.12.01 | 61,248.00    | 0.00 | 61,248.00    | 0.00 | 61,248.00    |
| W.A.M. Nimal Siri Bandara | v181 | 2022.12.01 | 232 | 1 | 1 | 0 | 1203 | 11 | - | 60,204.00    | 0.00 | 2022.12.01 | 0.00 | 2022.12.01 | 60,204.00    | 0.00 | 60,204.00    | 0.00 | 60,204.00    |
| W.A.M. Nimal Siri Bandara | v182 | 2022.12.01 | 232 | 1 | 1 | 0 | 1203 | 11 | - | 84,390.00    | 0.00 | 2022.12.01 | 0.00 | 2022.12.01 | 84,390.00    | 0.00 | 84,390.00    | 0.00 | 84,390.00    |
| U.K. Anura Jayalath       | v183 | 2022.12.01 | 232 | 1 | 1 | 0 | 1203 | 11 | - | 89,165.25    | 0.00 | 2022.12.01 | 0.00 | 2022.12.01 | 89,165.25    | 0.00 | 89,165.25    | 0.00 | 89,165.25    |
| Wickramaratne Pvt. Ltd    | v184 | 2022.12.01 | 232 | 1 | 1 | 0 | 1203 | 11 | - | 97,679.28    | 0.00 | 2022.12.01 | 0.00 | 2022.12.01 | 97,679.28    | 0.00 | 97,679.28    | 0.00 | 97,679.28    |
| Wickramaratne Pvt. Ltd    | v185 | 2022.12.01 | 232 | 1 | 1 | 0 | 1203 | 11 | - | 99,587.84    | 0.00 | 2022.12.01 | 0.00 | 2022.12.01 | 99,587.84    | 0.00 | 99,587.84    | 0.00 | 99,587.84    |
| Wickramaratne Pvt. Ltd    | v186 | 2022.12.01 | 232 | 1 | 1 | 0 | 1203 | 11 | - | 140,200.46   | 0.00 | 2022.12.01 | 0.00 | 2022.12.01 | 140,200.46   | 0.00 | 140,200.46   | 0.00 | 140,200.46   |
| Wickramaratne Pvt. Ltd    | v187 | 2022.12.01 | 232 | 1 | 1 | 0 | 1203 | 11 | - | 4,455.00     | 0.00 | 2022.12.01 | 0.00 | 2022.12.01 | 4,455.00     | 0.00 | 4,455.00     | 0.00 | 4,455.00     |
| Wickramaratne Pvt. Ltd    | v188 | 2022.12.01 | 232 | 1 | 1 | 0 | 1203 | 11 | - | 109,177.20   | 0.00 | 2022.12.01 | 0.00 | 2022.12.01 | 109,177.20   | 0.00 | 109,177.20   | 0.00 | 109,177.20   |
| Wickramaratne Pvt. Ltd    | v189 | 2022.12.01 | 232 | 1 | 1 | 0 | 1203 | 11 | - | 8,270.40     | 0.00 | 2022.12.01 | 0.00 | 2022.12.01 | 8,270.40     | 0.00 | 8,270.40     | 0.00 | 8,270.40     |
| Wickramaratne Pvt. Ltd    | v190 | 2022.12.01 | 232 | 1 | 1 | 0 | 1203 | 11 | - | 61,615.18    | 0.00 | 2022.12.01 | 0.00 | 2022.12.01 | 61,615.18    | 0.00 | 61,615.18    | 0.00 | 61,615.18    |
| Wickramaratne Pvt. Ltd    | v191 | 2022.12.01 | 232 | 1 | 1 | 0 | 1203 | 11 | - | 117,868.50   | 0.00 | 2022.12.01 | 0.00 | 2022.12.01 | 117,868.50   | 0.00 | 117,868.50   | 0.00 | 117,868.50   |
| Wickramaratne Pvt. Ltd    | v192 | 2022.12.01 | 232 | 1 | 1 | 0 | 1203 | 11 | - | 744,689.00   | 0.00 | 2022.12.01 | 0.00 | 2022.12.01 | 744,689.00   | 0.00 | 744,689.00   | 0.00 | 744,689.00   |
| Wickramaratne Pvt. Ltd    | v193 | 2022.12.01 | 232 | 1 | 1 | 0 | 1203 | 11 | - | 402,209.00   | 0.00 | 2022.12.01 | 0.00 | 2022.12.01 | 402,209.00   | 0.00 | 402,209.00   | 0.00 | 402,209.00   |
| Wickramaratne Pvt. Ltd    | v194 | 2022.12.01 | 232 | 1 | 1 | 0 | 1203 | 11 | - | 673,094.00   | 0.00 | 2022.12.01 | 0.00 | 2022.12.01 | 673,094.00   | 0.00 | 673,094.00   | 0.00 | 673,094.00   |
| Wickramaratne Pvt. Ltd    | v195 | 2022.12.01 | 232 | 1 | 1 | 0 | 1203 | 11 | - | 750,750.00   | 0.00 | 2022.12.01 | 0.00 | 2022.12.01 | 750,750.00   | 0.00 | 750,750.00   | 0.00 | 750,750.00   |
| Wickramaratne Pvt. Ltd    | v196 | 2022.12.01 | 232 | 1 | 1 | 0 | 1203 | 11 | - | 110,721.00   | 0.00 | 2022.12.01 | 0.00 | 2022.12.01 | 110,721.00   | 0.00 | 110,721.00   | 0.00 | 110,721.00   |
| Wickramaratne Pvt. Ltd    | v197 | 2022.12.01 | 232 | 1 | 1 | 0 | 1203 | 11 | - | 206,652.29   | 0.00 | 2022.12.01 | 0.00 | 2022.12.01 | 206,652.29   | 0.00 | 206,652.29   | 0.00 | 206,652.29   |
| Wickramaratne Pvt. Ltd    | v198 | 2022.12.01 | 232 | 1 | 1 | 0 | 1203 | 11 | - | 150,893.78   | 0.00 | 2022.12.01 | 0.00 | 2022.12.01 | 150,893.78   | 0.00 | 150,893.78   | 0.00 | 150,893.78   |
| Wickramaratne Pvt. Ltd    | v199 | 2022.12.01 | 232 | 1 | 1 | 0 | 1203 | 11 | - | 202,515.50   | 0.00 | 2022.12.01 | 0.00 | 2022.12.01 | 202,515.50   | 0.00 | 202,515.50   | 0.00 | 202,515.50   |
| Wickramaratne Pvt. Ltd    | v200 | 2022.12.01 | 232 | 1 | 1 | 0 | 1203 | 11 | - | 191,554.77   | 0.00 | 2022.12.01 | 0.00 | 2022.12.01 | 191,554.77   | 0.00 | 191,554.77   | 0.00 | 191,554.77   |
| Wickramaratne Pvt. Ltd    | v201 | 2022.12.01 | 232 | 1 | 1 | 0 | 1203 | 11 | - | 884,927.00   | 0.00 | 2022.12.01 | 0.00 | 2022.12.01 | 884,927.00   | 0.00 | 884,927.00   | 0.00 | 884,927.00   |
| Wickramaratne Pvt. Ltd    | v202 | 2022.12.01 | 232 | 1 | 1 | 0 | 1203 | 11 | - | 1,146,927.85 | 0.00 | 2022.12.01 | 0.00 | 2022.12.01 | 1,146,927.85 | 0.00 | 1,146,927.85 | 0.00 | 1,146,927.85 |
| Wickramaratne Pvt. Ltd    | v203 | 2022.12.01 | 232 | 1 | 1 | 0 | 1203 | 11 | - | 1,470,712.30 | 0.00 | 2022.12.01 | 0.00 | 2022.12.01 | 1,470,712.30 | 0.00 | 1,470,712.30 | 0.00 | 1,470,712.30 |
| Wickramaratne Pvt. Ltd    | v204 | 2022.12.01 | 232 | 1 | 1 | 0 | 1203 | 11 | - | 1,612,072.00 | 0.00 | 2022.12.01 | 0.00 | 2022.12.01 | 1,612,072.00 | 0.00 | 1,612,072.00 | 0.00 | 1,612,072.00 |
| Wickramaratne Pvt. Ltd    | v205 | 2022.12.01 | 232 | 1 | 1 | 0 | 1203 | 11 | - | 777,648.95   | 0.00 | 2022.12.01 | 0.00 | 2022.12.01 | 777,648.95   | 0.00 | 777,648.95   | 0.00 | 777,648.95   |
| Wickramaratne Pvt. Ltd    | v206 | 2022.12.01 | 232 | 1 | 1 | 0 | 1203 | 11 | - | 1,295,647.27 |      |            |      |            |              |      |              |      |              |



# CHAPTER 3

|       |                                  |            |     |   |   |   |      |    |   |              |      |            |      |            |              |      |              |      |
|-------|----------------------------------|------------|-----|---|---|---|------|----|---|--------------|------|------------|------|------------|--------------|------|--------------|------|
| 29    | Thyagaraja and Company           | 2022.12.31 | 232 | 1 | 1 | 0 | 1203 | 11 | - | 641,946.46   | 0.00 | 2022.12.31 | 0.00 | 2022.12.31 | 641,946.46   | 0.00 | 641,946.46   | 0.00 |
| 30    | H.M. Mangalika Prabanthi         | 2022.12.31 | 232 | 1 | 1 | 0 | 1203 | 11 | - | 3,601.00     | 0.00 | 2022.12.31 | 0.00 | 2022.12.31 | 3,601.00     | 0.00 | 3,601.00     | 0.00 |
| 31    | W.M. Kapila                      | 2022.12.31 | 232 | 1 | 1 | 0 | 1203 | 11 | - | 9,735.00     | 0.00 | 2022.12.31 | 0.00 | 2022.12.31 | 9,735.00     | 0.00 | 9,735.00     | 0.00 |
| 32    | Ganesh                           | 2022.12.31 | 232 | 1 | 1 | 0 | 1203 | 11 | - | 106,650.00   | 0.00 | 2022.12.31 | 0.00 | 2022.12.31 | 106,650.00   | 0.00 | 106,650.00   | 0.00 |
| 33    | Prison Alewisala                 | 2022.12.31 | 232 | 1 | 1 | 0 | 1203 | 11 | - | 2,379.86     | 0.00 | 2022.12.31 | 0.00 | 2022.12.31 | 2,379.86     | 0.00 | 2,379.86     | 0.00 |
| 34    | Prison Alewisala                 | 2022.12.31 | 232 | 1 | 1 | 0 | 1203 | 11 | - | 21,842.00    | 0.00 | 2022.12.31 | 0.00 | 2022.12.31 | 21,842.00    | 0.00 | 21,842.00    | 0.00 |
| D0345 | Kuruzathine Traders              | 2022.12.01 | 232 | 1 | 1 | 0 | 1203 | 11 | - | 850,290.00   | 0.00 | 2022.12.01 | 0.00 | 2022.12.01 | 850,290.00   | 0.00 | 850,290.00   | 0.00 |
| D0346 | Kuruzathine Traders              | 2022.12.01 | 232 | 1 | 1 | 0 | 1203 | 11 | - | 850,290.00   | 0.00 | 2022.12.01 | 0.00 | 2022.12.01 | 850,290.00   | 0.00 | 850,290.00   | 0.00 |
| D0356 | Kuruzathine Traders              | 2022.11.01 | 232 | 1 | 1 | 0 | 1203 | 11 | - | 1,786,168.98 | 0.00 | 2022.11.01 | 0.00 | 2022.11.01 | 1,786,168.98 | 0.00 | 1,786,168.98 | 0.00 |
| D0357 | Kuruzathine Traders              | 2022.11.01 | 232 | 1 | 1 | 0 | 1203 | 11 | - | 871,547.25   | 0.00 | 2022.11.01 | 0.00 | 2022.11.01 | 871,547.25   | 0.00 | 871,547.25   | 0.00 |
| D0363 | Kuruzathine Traders              | 2022.12.01 | 232 | 1 | 1 | 0 | 1203 | 11 | - | 2,093,927.97 | 0.00 | 2022.12.01 | 0.00 | 2022.12.01 | 2,093,927.97 | 0.00 | 2,093,927.97 | 0.00 |
| D0364 | Kuruzathine Traders              | 2022.12.01 | 232 | 1 | 1 | 0 | 1203 | 11 | - | 871,547.25   | 0.00 | 2022.12.01 | 0.00 | 2022.12.01 | 871,547.25   | 0.00 | 871,547.25   | 0.00 |
| D0365 | Kuruzathine Traders              | 2022.12.01 | 232 | 1 | 1 | 0 | 1203 | 11 | - | 871,547.25   | 0.00 | 2022.12.01 | 0.00 | 2022.12.01 | 871,547.25   | 0.00 | 871,547.25   | 0.00 |
| D0380 | Kuruzathine Traders              | 2022.12.31 | 232 | 1 | 1 | 0 | 1203 | 11 | - | 1,950,955.51 | 0.00 | 2022.12.31 | 0.00 | 2022.12.31 | 1,950,955.51 | 0.00 | 1,950,955.51 | 0.00 |
| D0381 | Kuruzathine Traders              | 2022.12.31 | 232 | 1 | 1 | 0 | 1203 | 11 | - | 871,547.25   | 0.00 | 2022.12.31 | 0.00 | 2022.12.31 | 871,547.25   | 0.00 | 871,547.25   | 0.00 |
| D0347 | Supun Construction And Suppliers | 2022.10.01 | 232 | 1 | 1 | 0 | 1203 | 11 | - | 444,286.50   | 0.00 | 2022.10.01 | 0.00 | 2022.10.01 | 444,286.50   | 0.00 | 444,286.50   | 0.00 |
| D0350 | Supun Construction And Suppliers | 2022.10.01 | 232 | 1 | 1 | 0 | 1203 | 11 | - | 160,749.00   | 0.00 | 2022.10.01 | 0.00 | 2022.10.01 | 160,749.00   | 0.00 | 160,749.00   | 0.00 |
| D0358 | Supun Construction And Suppliers | 2022.11.01 | 232 | 1 | 1 | 0 | 1203 | 11 | - | 382,042.50   | 0.00 | 2022.11.01 | 0.00 | 2022.11.01 | 382,042.50   | 0.00 | 382,042.50   | 0.00 |
| D0359 | Supun Construction And Suppliers | 2022.11.01 | 232 | 1 | 1 | 0 | 1203 | 11 | - | 127,995.00   | 0.00 | 2022.11.01 | 0.00 | 2022.11.01 | 127,995.00   | 0.00 | 127,995.00   | 0.00 |
| D0360 | Supun Construction And Suppliers | 2022.11.01 | 232 | 1 | 1 | 0 | 1203 | 11 | - | 437,788.50   | 0.00 | 2022.11.01 | 0.00 | 2022.11.01 | 437,788.50   | 0.00 | 437,788.50   | 0.00 |
| D0361 | Supun Construction And Suppliers | 2022.11.01 | 232 | 1 | 1 | 0 | 1203 | 11 | - | 87,291.00    | 0.00 | 2022.11.01 | 0.00 | 2022.11.01 | 87,291.00    | 0.00 | 87,291.00    | 0.00 |
| D0366 | Supun Construction And Suppliers | 2022.12.01 | 232 | 1 | 1 | 0 | 1203 | 11 | - | 512,829.00   | 0.00 | 2022.12.01 | 0.00 | 2022.12.01 | 512,829.00   | 0.00 | 512,829.00   | 0.00 |
| D0367 | Supun Construction And Suppliers | 2022.12.01 | 232 | 1 | 1 | 0 | 1203 | 11 | - | 259,647.00   | 0.00 | 2022.12.01 | 0.00 | 2022.12.01 | 259,647.00   | 0.00 | 259,647.00   | 0.00 |
| D0368 | Supun Construction And Suppliers | 2022.12.01 | 232 | 1 | 1 | 0 | 1203 | 11 | - | 542,507.00   | 0.00 | 2022.12.01 | 0.00 | 2022.12.01 | 542,507.00   | 0.00 | 542,507.00   | 0.00 |
| D0369 | Supun Construction And Suppliers | 2022.12.01 | 232 | 1 | 1 | 0 | 1203 | 11 | - | 177,762.00   | 0.00 | 2022.12.01 | 0.00 | 2022.12.01 | 177,762.00   | 0.00 | 177,762.00   | 0.00 |
| D0382 | Supun Construction And Suppliers | 2022.12.31 | 232 | 1 | 1 | 0 | 1203 | 11 | - | 504,430.00   | 0.00 | 2022.12.31 | 0.00 | 2022.12.31 | 504,430.00   | 0.00 | 504,430.00   | 0.00 |
| D0383 | Supun Construction And Suppliers | 2022.12.31 | 232 | 1 | 1 | 0 | 1203 | 11 | - | 464,094.00   | 0.00 | 2022.12.31 | 0.00 | 2022.12.31 | 464,094.00   | 0.00 | 464,094.00   | 0.00 |
| D0384 | Supun Construction And Suppliers | 2022.12.31 | 232 | 1 | 1 | 0 | 1203 | 11 | - | 123,384.00   | 0.00 | 2022.12.31 | 0.00 | 2022.12.31 | 123,384.00   | 0.00 | 123,384.00   | 0.00 |
| D0385 | Supun Construction And Suppliers | 2022.12.31 | 232 | 1 | 1 | 0 | 1203 | 11 | - | 305,121.00   | 0.00 | 2022.12.31 | 0.00 | 2022.12.31 | 305,121.00   | 0.00 | 305,121.00   | 0.00 |
| D0354 | Wickramaratne Pvt Ltd            | 2022.10.01 | 232 | 1 | 1 | 0 | 1203 | 11 | - | 87,367.03    | 0.00 | 2022.10.01 | 0.00 | 2022.10.01 | 87,367.03    | 0.00 | 87,367.03    | 0.00 |
| D0370 | D.G.R. Wasantha Kumari           | 2022.12.01 | 232 | 1 | 1 | 0 | 1203 | 11 | - | 10,290.00    | 0.00 | 2022.12.01 | 0.00 | 2022.12.01 | 10,290.00    | 0.00 | 10,290.00    | 0.00 |
| D0388 | D.G.R. Wasantha Kumari           | 2022.12.31 | 232 | 1 | 1 | 0 | 1203 | 11 | - | 9,240.00     | 0.00 | 2022.12.31 | 0.00 | 2022.12.31 | 9,240.00     | 0.00 | 9,240.00     | 0.00 |
| D0371 | W.R. Rambada                     | 2022.12.01 | 232 | 1 | 1 | 0 | 1203 | 11 | - | 59,856.00    | 0.00 | 2022.12.01 | 0.00 | 2022.12.01 | 59,856.00    | 0.00 | 59,856.00    | 0.00 |
| D0387 | W.R. Rambada                     | 2022.12.31 | 232 | 1 | 1 | 0 | 1203 | 11 | - | 40,368.00    | 0.00 | 2022.12.31 | 0.00 | 2022.12.31 | 40,368.00    | 0.00 | 40,368.00    | 0.00 |
| D0372 | M.M. Gunathilaka                 | 2022.12.01 | 232 | 1 | 1 | 0 | 1203 | 11 | - | 75,960.00    | 0.00 | 2022.12.01 | 0.00 | 2022.12.01 | 75,960.00    | 0.00 | 75,960.00    | 0.00 |
| D0386 | M.M. Gunathilaka                 | 2022.12.31 | 232 | 1 | 1 | 0 | 1203 | 11 | - | 50,580.00    | 0.00 | 2022.12.31 | 0.00 | 2022.12.31 | 50,580.00    | 0.00 | 50,580.00    | 0.00 |
| 456   | Rajan Suppliers                  | 2022.12.01 | 232 | 1 | 1 | 0 | 1203 | 11 | - | 596,603.17   | 0.00 | 2022.12.01 | 0.00 | 2022.12.01 | 596,603.17   | 0.00 | 596,603.17   | 0.00 |
| 457   | Rajan Suppliers                  | 2022.12.01 | 232 | 1 | 1 | 0 | 1203 | 11 | - | 913,065.52   | 0.00 | 2022.12.01 | 0.00 | 2022.12.01 | 913,065.52   | 0.00 | 913,065.52   | 0.00 |
| 458   | Rajan Suppliers                  | 2022.12.01 | 232 | 1 | 1 | 0 | 1203 | 11 | - | 486,892.80   | 0.00 | 2022.12.01 | 0.00 | 2022.12.01 | 486,892.80   | 0.00 | 486,892.80   | 0.00 |
| 459   | Rajan Suppliers                  | 2022.12.03 | 232 | 1 | 1 | 0 | 1203 | 11 | - | 556,223.14   | 0.00 | 2022.12.03 | 0.00 | 2022.12.03 | 556,223.14   | 0.00 | 556,223.14   | 0.00 |
| 460   | Rajan Suppliers                  | 2022.12.03 | 232 | 1 | 1 | 0 | 1203 | 11 | - | 859,413.15   | 0.00 | 2022.12.03 | 0.00 | 2022.12.03 | 859,413.15   | 0.00 | 859,413.15   | 0.00 |
| 461   | Rajan Suppliers                  | 2022.12.03 | 232 | 1 | 1 | 0 | 1203 | 11 | - | 1,306,724.26 | 0.00 | 2022.12.03 | 0.00 | 2022.12.03 | 1,306,724.26 | 0.00 | 1,306,724.26 | 0.00 |
| 473   | Rajan Suppliers                  | 2022.12.23 | 232 | 1 | 1 | 0 | 1203 | 11 | - | 89,315.96    | 0.00 | 2022.12.23 | 0.00 | 2022.12.23 | 89,315.96    | 0.00 | 89,315.96    | 0.00 |
| 474   | Rajan Suppliers                  | 2022.12.23 | 232 | 1 | 1 | 0 | 1203 | 11 | - | 173,430.02   | 0.00 | 2022.12.23 | 0.00 | 2022.12.23 | 173,430.02   | 0.00 | 173,430.02   | 0.00 |
| 475   | Rajan Suppliers                  | 2022.12.23 | 232 | 1 | 1 | 0 | 1203 | 11 | - | 246,412.67   | 0.00 | 2022.12.23 | 0.00 | 2022.12.23 | 246,412.67   | 0.00 | 246,412.67   | 0.00 |
| 476   | Rajan Suppliers                  | 2022.12.23 | 232 | 1 | 1 | 0 | 1203 | 11 | - | 88,747.48    | 0.00 | 2022.12.23 | 0.00 | 2022.12.23 | 88,747.48    | 0.00 | 88,747.48    | 0.00 |
| 477   | Rajan Suppliers                  | 2022.12.23 | 232 | 1 | 1 | 0 | 1203 | 11 | - | 139,283.39   | 0.00 | 2022.12.23 | 0.00 | 2022.12.23 | 139,283.39   | 0.00 | 139,283.39   | 0.00 |
| 478   | Rajan Suppliers                  | 2022.12.23 | 232 | 1 | 1 | 0 | 1203 | 11 | - | 211,118.54   | 0.00 | 2022.12.23 | 0.00 | 2022.12.23 | 211,118.54   | 0.00 | 211,118.54   | 0.00 |
| 479   | Rajan Suppliers                  | 2022.12.23 | 232 | 1 | 1 | 0 | 1203 | 11 | - | 97,274.68    | 0.00 | 2022.12.23 | 0.00 | 2022.12.23 | 97,274.68    | 0.00 | 97,274.68    | 0.00 |
| 480   | Rajan Suppliers                  | 2022.12.23 | 232 | 1 | 1 | 0 | 1203 | 11 | - | 162,857.65   | 0.00 | 2022.12.23 | 0.00 | 2022.12.23 | 162,857.65   | 0.00 | 162,857.65   | 0.00 |
| 481   | Rajan Suppliers                  | 2022.12.23 | 232 | 1 | 1 | 0 | 1203 | 11 | - | 134,183.25   | 0.00 | 2022.12.23 | 0.00 | 2022.12.23 | 134,183.25   | 0.00 | 134,183.25   | 0.00 |
| 482   | Rajan Suppliers                  | 2022.12.23 | 232 | 1 | 1 | 0 | 1203 | 11 | - | 797,883.90   | 0.00 | 2022.12.23 | 0.00 | 2022.12.23 | 797,883.90   | 0.00 | 797,883.90   | 0.00 |
| 483   | Rajan Suppliers                  | 2022.12.23 | 232 | 1 | 1 | 0 | 1203 | 11 | - | 85,368.90    | 0.00 | 2022.12.23 | 0.00 | 2022.12.23 | 85,368.90    | 0.00 | 85,368.90    | 0.00 |
| 484   | Rajan Suppliers                  | 2022.12.23 | 232 | 1 | 1 | 0 | 1203 | 11 | - | 151,381.46   | 0.00 | 2022.12.23 | 0.00 | 2022.12.23 | 151,381.46   | 0.00 | 151,381.46   | 0.00 |
| 485   | Rajan Suppliers                  | 2022.12.23 | 232 | 1 | 1 | 0 | 1203 | 11 | - | 129,059.51   | 0.00 | 2022.12.23 | 0.00 | 2022.12.23 | 129,059.51   | 0.00 | 129,059.51   | 0.00 |
| 486   | Rajan Suppliers                  | 2022.12.23 | 232 | 1 | 1 | 0 | 1203 | 11 | - | 85,627.30    | 0.00 | 2022.12.23 | 0.00 | 2022.12.23 | 85,627.30    | 0.00 | 85,627.30    | 0.00 |
| 487   | Rajan Suppliers                  | 2022.12.23 | 232 | 1 | 1 | 0 | 1203 | 11 | - | 153,884.62   | 0.00 | 2022.12.23 | 0.00 | 2022.12.23 | 153,884.62   | 0.00 | 153,884.62   | 0.00 |
| 489   | Rajan Suppliers                  | 2022.12.23 | 232 | 1 | 1 | 0 | 1203 | 11 | - | 259,058.37   | 0.00 | 2022.12.23 | 0.00 | 2022.12.23 | 259,058.37   | 0.00 | 259,058.37   | 0.00 |
| 490   | Rajan Suppliers                  | 2022.12.23 | 232 | 1 | 1 | 0 | 1203 | 11 | - | 749,322.47   | 0.00 | 2022.12.23 | 0.00 | 2022.12.23 | 749,322.47   | 0.00 | 749,322.47   | 0.00 |
| 491   | Rajan Suppliers                  | 2022.12.23 | 232 | 1 | 1 | 0 | 1203 | 11 | - | 77,268.06    | 0.00 | 2022.12.23 | 0.00 | 2022.12.23 | 77,268.06    | 0.00 | 77,268.06    | 0.00 |
| 492   | Rajan Suppliers                  | 2022.12.23 | 232 | 1 | 1 | 0 | 1203 | 11 | - | 148,131.99   | 0.00 | 2022.12.23 | 0.00 | 2022.12.23 | 148,131.99   | 0.00 | 148,131.99   | 0.00 |
| 493   | Rajan Suppliers                  | 2022.12.23 | 232 | 1 | 1 | 0 | 1203 | 11 | - | 251,878.14   | 0.00 | 2022.12.23 | 0.00 | 2022.12.23 | 251,878.14   | 0.00 | 251,878.14   | 0.00 |
| 494   | Rajan Suppliers                  | 2022.12.23 | 232 | 1 | 1 | 0 | 1203 | 11 | - | 667,846.14   | 0.00 | 2022.12.23 | 0.00 | 2022.12.23 | 667,846.14   | 0.00 | 667,846.1    |      |



## CHAPTER 3

|             |                         |            |     |   |   |   |      |    |   |              |              |              |      |              |      |              |      |
|-------------|-------------------------|------------|-----|---|---|---|------|----|---|--------------|--------------|--------------|------|--------------|------|--------------|------|
| 463         | Rajan Suppliers         | 2022.12.03 | 232 | 1 | 1 | 0 | 1203 | 11 | - | 477,897.93   | 477,897.93   | 477,897.93   | 0.00 | 477,897.93   | 0.00 | 477,897.93   | 0.00 |
| 464         | Rajan Suppliers         | 2022.12.03 | 232 | 1 | 1 | 0 | 1203 | 11 | - | 776,951.89   | 776,951.89   | 776,951.89   | 0.00 | 776,951.89   | 0.00 | 776,951.89   | 0.00 |
| 465         | Rajan Suppliers         | 2022.12.08 | 232 | 1 | 1 | 0 | 1203 | 11 | - | 971,022.42   | 971,022.42   | 971,022.42   | 0.00 | 971,022.42   | 0.00 | 971,022.42   | 0.00 |
| 466         | Rajan Suppliers         | 2022.12.23 | 232 | 1 | 1 | 0 | 1203 | 11 | - | 213,772.80   | 213,772.80   | 213,772.80   | 0.00 | 213,772.80   | 0.00 | 213,772.80   | 0.00 |
| 467         | Rajan Suppliers         | 2022.12.23 | 232 | 1 | 1 | 0 | 1203 | 11 | - | 238,365.88   | 238,365.88   | 238,365.88   | 0.00 | 238,365.88   | 0.00 | 238,365.88   | 0.00 |
| 468         | Rajan Suppliers         | 2022.12.23 | 232 | 1 | 1 | 0 | 1203 | 11 | - | 413,551.44   | 413,551.44   | 413,551.44   | 0.00 | 413,551.44   | 0.00 | 413,551.44   | 0.00 |
| 469         | Rajan Suppliers         | 2022.12.23 | 232 | 1 | 1 | 0 | 1203 | 11 | - | 233,356.80   | 233,356.80   | 233,356.80   | 0.00 | 233,356.80   | 0.00 | 233,356.80   | 0.00 |
| 470         | Rajan Suppliers         | 2022.12.23 | 232 | 1 | 1 | 0 | 1203 | 11 | - | 251,248.22   | 251,248.22   | 251,248.22   | 0.00 | 251,248.22   | 0.00 | 251,248.22   | 0.00 |
| 471         | Rajan Suppliers         | 2022.12.23 | 232 | 1 | 1 | 0 | 1203 | 11 | - | 490,193.92   | 490,193.92   | 490,193.92   | 0.00 | 490,193.92   | 0.00 | 490,193.92   | 0.00 |
| 472         | Rajan Suppliers         | 2022.12.23 | 232 | 1 | 1 | 0 | 1203 | 11 | - | 990,138.10   | 990,138.10   | 990,138.10   | 0.00 | 990,138.10   | 0.00 | 990,138.10   | 0.00 |
| 1203/22/147 | Wi-creanathines Pvt Ltd | 2022.11.07 | 232 | 1 | 1 | 0 | 1203 | 11 | - | 313,163.64   | 313,163.64   | 313,163.64   | 0.00 | 313,163.64   | 0.00 | 313,163.64   | 0.00 |
| 1203/22/148 | Wi-creanathines Pvt Ltd | 2022.11.07 | 232 | 1 | 1 | 0 | 1203 | 11 | - | 302,458.35   | 302,458.35   | 302,458.35   | 0.00 | 302,458.35   | 0.00 | 302,458.35   | 0.00 |
| 1203/22/157 | Wi-creanathines Pvt Ltd | 2022.12.02 | 232 | 1 | 1 | 0 | 1203 | 11 | - | 8,750.00     | 8,750.00     | 8,750.00     | 0.00 | 8,750.00     | 0.00 | 8,750.00     | 0.00 |
| 1203/22/158 | Wi-creanathines Pvt Ltd | 2022.12.02 | 232 | 1 | 1 | 0 | 1203 | 11 | - | 562,165.54   | 562,165.54   | 562,165.54   | 0.00 | 562,165.54   | 0.00 | 562,165.54   | 0.00 |
| 1203/22/159 | Wi-creanathines Pvt Ltd | 2022.12.02 | 232 | 1 | 1 | 0 | 1203 | 11 | - | 597,977.95   | 597,977.95   | 597,977.95   | 0.00 | 597,977.95   | 0.00 | 597,977.95   | 0.00 |
| 1203/22/160 | Wi-creanathines Pvt Ltd | 2022.12.02 | 232 | 1 | 1 | 0 | 1203 | 11 | - | 171,037.30   | 171,037.30   | 171,037.30   | 0.00 | 171,037.30   | 0.00 | 171,037.30   | 0.00 |
| 1203/22/170 | Wi-creanathines Pvt Ltd | 2022.10.02 | 232 | 1 | 1 | 0 | 1203 | 11 | - | 164,992.92   | 164,992.92   | 164,992.92   | 0.00 | 164,992.92   | 0.00 | 164,992.92   | 0.00 |
| 1203/22/171 | Wi-creanathines Pvt Ltd | 2022.10.02 | 232 | 1 | 1 | 0 | 1203 | 11 | - | 304,263.98   | 304,263.98   | 304,263.98   | 0.00 | 304,263.98   | 0.00 | 304,263.98   | 0.00 |
| 1203/22/180 | Wi-creanathines Pvt Ltd | 2022.12.31 | 232 | 1 | 1 | 0 | 1203 | 11 | - | 277,897.78   | 277,897.78   | 277,897.78   | 0.00 | 277,897.78   | 0.00 | 277,897.78   | 0.00 |
| 1203/22/187 | Wi-creanathines Pvt Ltd | 2022.12.31 | 232 | 1 | 1 | 0 | 1203 | 11 | - | 5,518.76     | 5,518.76     | 5,518.76     | 0.00 | 5,518.76     | 0.00 | 5,518.76     | 0.00 |
| 1203/22/188 | Wi-creanathines Pvt Ltd | 2022.12.31 | 232 | 1 | 1 | 0 | 1203 | 11 | - | 5,561.94     | 5,561.94     | 5,561.94     | 0.00 | 5,561.94     | 0.00 | 5,561.94     | 0.00 |
| 1203/22/189 | Wi-creanathines Pvt Ltd | 2022.12.31 | 232 | 1 | 1 | 0 | 1203 | 11 | - | 755,990.00   | 755,990.00   | 755,990.00   | 0.00 | 755,990.00   | 0.00 | 755,990.00   | 0.00 |
| 1203/22/190 | Wi-creanathines Pvt Ltd | 2022.11.02 | 232 | 1 | 1 | 0 | 1203 | 11 | - | 385,846.40   | 385,846.40   | 385,846.40   | 0.00 | 385,846.40   | 0.00 | 385,846.40   | 0.00 |
| 1203/22/191 | D.V.L. Suppliers        | 2022.11.02 | 232 | 1 | 1 | 0 | 1203 | 11 | - | 712,497.50   | 712,497.50   | 712,497.50   | 0.00 | 712,497.50   | 0.00 | 712,497.50   | 0.00 |
| 1203/22/192 | D.V.L. Suppliers        | 2022.12.02 | 232 | 1 | 1 | 0 | 1203 | 11 | - | 395,933.57   | 395,933.57   | 395,933.57   | 0.00 | 395,933.57   | 0.00 | 395,933.57   | 0.00 |
| 1203/22/193 | D.V.L. Suppliers        | 2022.12.02 | 232 | 1 | 1 | 0 | 1203 | 11 | - | 336,166.20   | 336,166.20   | 336,166.20   | 0.00 | 336,166.20   | 0.00 | 336,166.20   | 0.00 |
| 1203/22/194 | D.V.L. Suppliers        | 2022.10.02 | 232 | 1 | 1 | 0 | 1203 | 11 | - | 382,005.50   | 382,005.50   | 382,005.50   | 0.00 | 382,005.50   | 0.00 | 382,005.50   | 0.00 |
| 1203/22/195 | D.V.L. Suppliers        | 2022.10.02 | 232 | 1 | 1 | 0 | 1203 | 11 | - | 206,316.40   | 206,316.40   | 206,316.40   | 0.00 | 206,316.40   | 0.00 | 206,316.40   | 0.00 |
| 1203/22/196 | D.V.L. Suppliers        | 2022.10.02 | 232 | 1 | 1 | 0 | 1203 | 11 | - | 728,770.00   | 728,770.00   | 728,770.00   | 0.00 | 728,770.00   | 0.00 | 728,770.00   | 0.00 |
| 1203/22/197 | D.V.L. Suppliers        | 2022.12.31 | 232 | 1 | 1 | 0 | 1203 | 11 | - | 356,432.86   | 356,432.86   | 356,432.86   | 0.00 | 356,432.86   | 0.00 | 356,432.86   | 0.00 |
| 1203/22/198 | D.V.L. Suppliers        | 2022.12.31 | 232 | 1 | 1 | 0 | 1203 | 11 | - | 1,033,303.04 | 1,033,303.04 | 1,033,303.04 | 0.00 | 1,033,303.04 | 0.00 | 1,033,303.04 | 0.00 |
| 1203/22/199 | D.V.L. Suppliers        | 2022.11.02 | 232 | 1 | 1 | 0 | 1203 | 11 | - | 930,979.20   | 930,979.20   | 930,979.20   | 0.00 | 930,979.20   | 0.00 | 930,979.20   | 0.00 |
| 1203/22/200 | D.V.L. Suppliers        | 2022.12.02 | 232 | 1 | 1 | 0 | 1203 | 11 | - | 521,474.16   | 521,474.16   | 521,474.16   | 0.00 | 521,474.16   | 0.00 | 521,474.16   | 0.00 |
| 1203/22/201 | D.V.L. Suppliers        | 2022.10.02 | 232 | 1 | 1 | 0 | 1203 | 11 | - | 989,479.92   | 989,479.92   | 989,479.92   | 0.00 | 989,479.92   | 0.00 | 989,479.92   | 0.00 |
| 1203/22/202 | D.V.L. Suppliers        | 2022.12.31 | 232 | 1 | 1 | 0 | 1203 | 11 | - | 352,228.20   | 352,228.20   | 352,228.20   | 0.00 | 352,228.20   | 0.00 | 352,228.20   | 0.00 |
| 1203/22/203 | D.V.L. Suppliers        | 2022.11.02 | 232 | 1 | 1 | 0 | 1203 | 11 | - | 1,300,500.00 | 1,300,500.00 | 1,300,500.00 | 0.00 | 1,300,500.00 | 0.00 | 1,300,500.00 | 0.00 |
| 1203/22/204 | D.V.L. Suppliers        | 2022.12.02 | 232 | 1 | 1 | 0 | 1203 | 11 | - | 340,721.00   | 340,721.00   | 340,721.00   | 0.00 | 340,721.00   | 0.00 | 340,721.00   | 0.00 |
| 1203/22/205 | D.V.L. Suppliers        | 2022.12.02 | 232 | 1 | 1 | 0 | 1203 | 11 | - | 1,445,000.00 | 1,445,000.00 | 1,445,000.00 | 0.00 | 1,445,000.00 | 0.00 | 1,445,000.00 | 0.00 |
| 1203/22/206 | D.V.L. Suppliers        | 2022.12.02 | 232 | 1 | 1 | 0 | 1203 | 11 | - | 183,126.30   | 183,126.30   | 183,126.30   | 0.00 | 183,126.30   | 0.00 | 183,126.30   | 0.00 |
| 1203/22/207 | D.V.L. Suppliers        | 2022.10.02 | 232 | 1 | 1 | 0 | 1203 | 11 | - | 1,011,500.00 | 1,011,500.00 | 1,011,500.00 | 0.00 | 1,011,500.00 | 0.00 | 1,011,500.00 | 0.00 |
| 1203/22/208 | D.V.L. Suppliers        | 2022.12.31 | 232 | 1 | 1 | 0 | 1203 | 11 | - | 1,459,450.00 | 1,459,450.00 | 1,459,450.00 | 0.00 | 1,459,450.00 | 0.00 | 1,459,450.00 | 0.00 |
| 1203/22/209 | D.V.L. Suppliers        | 2022.12.31 | 232 | 1 | 1 | 0 | 1203 | 11 | - | 321,572.30   | 321,572.30   | 321,572.30   | 0.00 | 321,572.30   | 0.00 | 321,572.30   | 0.00 |
| 1203/22/210 | D.V.L. Suppliers        | 2022.12.02 | 232 | 1 | 1 | 0 | 1203 | 11 | - | 147,851.28   | 147,851.28   | 147,851.28   | 0.00 | 147,851.28   | 0.00 | 147,851.28   | 0.00 |
| 1203/22/211 | D.V.L. Suppliers        | 2022.12.02 | 232 | 1 | 1 | 0 | 1203 | 11 | - | 224,096.86   | 224,096.86   | 224,096.86   | 0.00 | 224,096.86   | 0.00 | 224,096.86   | 0.00 |
| 1203/22/212 | D.V.L. Suppliers        | 2022.12.02 | 232 | 1 | 1 | 0 | 1203 | 11 | - | 49,283.76    | 49,283.76    | 49,283.76    | 0.00 | 49,283.76    | 0.00 | 49,283.76    | 0.00 |
| 1203/22/213 | D.V.L. Suppliers        | 2022.12.02 | 232 | 1 | 1 | 0 | 1203 | 11 | - | 87,163.56    | 87,163.56    | 87,163.56    | 0.00 | 87,163.56    | 0.00 | 87,163.56    | 0.00 |
| 1203/22/214 | D.V.L. Suppliers        | 2022.12.02 | 232 | 1 | 1 | 0 | 1203 | 11 | - | 28,706.52    | 28,706.52    | 28,706.52    | 0.00 | 28,706.52    | 0.00 | 28,706.52    | 0.00 |
| 1203/22/215 | D.V.L. Suppliers        | 2022.12.31 | 232 | 1 | 1 | 0 | 1203 | 11 | - | 132,608.88   | 132,608.88   | 132,608.88   | 0.00 | 132,608.88   | 0.00 | 132,608.88   | 0.00 |
| 1203/22/216 | D.V.L. Suppliers        | 2022.12.31 | 232 | 1 | 1 | 0 | 1203 | 11 | - | 180,285.18   | 180,285.18   | 180,285.18   | 0.00 | 180,285.18   | 0.00 | 180,285.18   | 0.00 |
| 1203/22/217 | D.V.L. Suppliers        | 2022.12.31 | 232 | 1 | 1 | 0 | 1203 | 11 | - | 226,044.25   | 226,044.25   | 226,044.25   | 0.00 | 226,044.25   | 0.00 | 226,044.25   | 0.00 |
| 1203/22/218 | D.V.L. Suppliers        | 2022.12.02 | 232 | 1 | 1 | 0 | 1203 | 11 | - | 7,151.42     | 7,151.42     | 7,151.42     | 0.00 | 7,151.42     | 0.00 | 7,151.42     | 0.00 |
| 1203/22/219 | D.V.L. Suppliers        | 2022.12.13 | 232 | 1 | 1 | 0 | 1204 | 11 | - | 34,278.00    | 34,278.00    | 34,278.00    | 0.00 | 34,278.00    | 0.00 | 34,278.00    | 0.00 |
| 1203/22/220 | D.V.L. Suppliers        | 2022.12.31 | 232 | 1 | 1 | 0 | 1204 | 11 | - | 83,480.00    | 83,480.00    | 83,480.00    | 0.00 | 83,480.00    | 0.00 | 83,480.00    | 0.00 |
| 1203/22/221 | D.V.L. Suppliers        | 2022.12.31 | 232 | 1 | 1 | 0 | 1204 | 11 | - | 19,338.30    | 19,338.30    | 19,338.30    | 0.00 | 19,338.30    | 0.00 | 19,338.30    | 0.00 |
| 1203/22/222 | D.V.L. Suppliers        | 2022.12.14 | 232 | 1 | 1 | 0 | 1205 | 11 | - | 18,120.00    | 18,120.00    | 18,120.00    | 0.00 | 18,120.00    | 0.00 | 18,120.00    | 0.00 |
| 1203/22/223 | D.V.L. Suppliers        | 2022.12.14 | 232 | 1 | 1 | 0 | 1205 | 11 | - | 19,540.00    | 19,540.00    | 19,540.00    | 0.00 | 19,540.00    | 0.00 | 19,540.00    | 0.00 |
| 1203/22/224 | D.V.L. Suppliers        | 2022.01.24 | 232 | 1 | 1 | 0 | 1205 | 11 | - | 22,030.00    | 22,030.00    | 22,030.00    | 0.00 | 22,030.00    | 0.00 | 22,030.00    | 0.00 |
| 1203/22/225 | D.V.L. Suppliers        | 2022.12.31 | 232 | 1 | 1 | 0 | 1205 | 11 | - | 14,390.00    | 14,390.00    | 14,390.00    | 0.00 | 14,390.00    | 0.00 | 14,390.00    | 0.00 |
| 1203/22/226 | D.V.L. Suppliers        | 2022.12.10 | 232 | 1 | 1 | 0 | 1205 | 11 | - | 29,850.00    | 29,850.00    | 29,850.00    | 0.00 | 29,850.00    | 0.00 | 29,850.00    | 0.00 |
| 1203/22/227 | D.V.L. Suppliers        | 2022.12.24 | 232 | 1 | 1 | 0 | 1205 | 11 | - | 15,075.00    | 15,075.00    | 15,075.00    | 0.00 | 15,075.00    | 0.00 | 15,075.00    | 0.00 |
| 1203/22/228 | D.V.L. Suppliers        | 2022.12.10 | 232 | 1 | 1 | 0 | 1205 | 11 | - | 51,450.00    | 51,450.00    | 51,450.00    | 0.00 | 51,450.00    | 0.00 | 51,450.00    | 0.00 |
| 1203/22/229 | D.V.L. Suppliers        | 2022.12.10 | 232 | 1 | 1 | 0 | 1205 | 11 | - | 42,100.00    | 42,100.00    | 42,100.00    | 0.00 | 42,100.00    | 0.00 | 42,100.00    | 0.00 |
| 1203/22/230 | D.V.L. Suppliers        | 2022.12.10 | 232 | 1 | 1 | 0 | 1205 | 11 | - | 32,500.00    | 32,500.00    | 32,500.00    | 0.00 | 32,500.00    | 0.00 | 32,500.00    | 0.00 |
| 1203/22/231 | D.V.L. Suppliers        | 2022.10.08 | 232 | 1 | 1 | 0 | 1205 | 11 | - | 169,015.00   | 169,015.00   | 169,015.00   | 0.00 | 169,015.00   | 0.00 | 169,015.00   | 0.00 |
| 1203/22/232 | D.V.L. Suppliers        | 2022.10.31 | 232 | 1 | 1 | 0 | 1205 | 11 | - | 150,453.00   | 150,453.00   | 150,453.00   | 0.00 |              |      |              |      |



# CHAPTER 3

|  |              |            |     |   |   |   |      |    |   |            |      |            |      |            |            |      |            |
|--|--------------|------------|-----|---|---|---|------|----|---|------------|------|------------|------|------------|------------|------|------------|
| Ceylon Newspaper Corporation           | 2440         | 2022.11.03 | 232 | 1 | 1 | 0 | 1205 | 11 | - | 178,360.00 | 0.00 | 2022.11.03 | 0.00 | 2022.12.02 | 178,360.00 | 0.00 | 178,360.00 |
| Welsha Suppliers Pvt Ltd               | 605          | 2022.12.02 | 232 | 1 | 1 | 0 | 1205 | 11 | - | 378,250.00 | 0.00 | 2022.12.02 | 0.00 | 2022.12.02 | 378,250.00 | 0.00 | 378,250.00 |
| Rysin Hardware                         | 610          | 2022.12.22 | 232 | 1 | 1 | 0 | 1205 | 11 | - | 31,000.00  | 0.00 | 2022.12.22 | 0.00 | 2022.12.22 | 31,000.00  | 0.00 | 31,000.00  |
| Anushan Trading                        | 607          | 2022.12.22 | 232 | 1 | 1 | 0 | 1205 | 11 | - | 12,761.00  | 0.00 | 2022.12.22 | 0.00 | 2022.12.22 | 12,761.00  | 0.00 | 12,761.00  |
| Liberty Publications                   | 983          | 2022.12.19 | 232 | 1 | 1 | 0 | 1205 | 11 | - | 105,000.00 | 0.00 | 2022.12.19 | 0.00 | 2022.12.19 | 105,000.00 | 0.00 | 105,000.00 |
| Liberty Publications                   | 12983        | 2022.12.24 | 232 | 1 | 1 | 0 | 1205 | 11 | - | 99,150.00  | 0.00 | 2022.12.24 | 0.00 | 2022.12.24 | 99,150.00  | 0.00 | 99,150.00  |
| Krishanthi Traders                     | 21-12-1242   | 2021.02.01 | 232 | 1 | 1 | 0 | 1205 | 11 | - | 63,650.00  | 0.00 | 2021.02.01 | 0.00 | 2021.02.01 | 63,650.00  | 0.00 | 63,650.00  |
| Ceylon Newspaper Corporation           | 1205 L 4     | 2022.12.27 | 232 | 1 | 1 | 0 | 1205 | 11 | - | 76,440.00  | 0.00 | 2022.12.27 | 0.00 | 2022.12.27 | 76,440.00  | 0.00 | 76,440.00  |
| Ceylon Newspaper Corporation           | 1205 L 5     | 2022.12.31 | 232 | 1 | 1 | 0 | 1205 | 11 | - | 34,410.00  | 0.00 | 2022.12.31 | 0.00 | 2022.12.31 | 34,410.00  | 0.00 | 34,410.00  |
| Ceylon Newspaper Corporation           | 1205 L 6     | 2022.12.31 | 232 | 1 | 1 | 0 | 1205 | 11 | - | 68,750.00  | 0.00 | 2022.12.31 | 0.00 | 2022.12.31 | 68,750.00  | 0.00 | 68,750.00  |
| FX Diergent Company                    | 1205 L 7     | 2022.12.31 | 232 | 1 | 1 | 0 | 1205 | 11 | - | 33,540.00  | 0.00 | 2022.12.31 | 0.00 | 2022.12.31 | 33,540.00  | 0.00 | 33,540.00  |
| Ad Soon Advertising                    | 24           | 2022.12.31 | 232 | 1 | 1 | 0 | 1205 | 11 | - | 21,760.00  | 0.00 | 2022.12.31 | 0.00 | 2022.12.31 | 21,760.00  | 0.00 | 21,760.00  |
| H.A.Lakshman Rosario                   | 25           | 2023.01.16 | 232 | 1 | 1 | 0 | 1205 | 11 | - | 22,200.00  | 0.00 | 2023.01.16 | 0.00 | 2023.01.16 | 22,200.00  | 0.00 | 22,200.00  |
| H.A.Lakshman Rosario                   | 25           | 2023.01.16 | 232 | 1 | 1 | 0 | 1205 | 11 | - | 36,410.00  | 0.00 | 2023.01.16 | 0.00 | 2023.01.16 | 36,410.00  | 0.00 | 36,410.00  |
| N.S.R. Narayana                        | 2022/1205/01 | 2022.12.31 | 232 | 1 | 1 | 0 | 1205 | 11 | - | 10,940.00  | 0.00 | 2022.12.31 | 0.00 | 2022.12.31 | 10,940.00  | 0.00 | 10,940.00  |
| Probasalingham Book Shop               | 47           | 2022.12.31 | 232 | 1 | 1 | 0 | 1205 | 11 | - | 19,660.00  | 0.00 | 2022.12.31 | 0.00 | 2022.12.31 | 19,660.00  | 0.00 | 19,660.00  |
| Buddhika Book Shop                     | 1205 L 3     | 2022.12.31 | 232 | 1 | 1 | 0 | 1205 | 11 | - | 19,090.00  | 0.00 | 2022.12.31 | 0.00 | 2022.12.31 | 19,090.00  | 0.00 | 19,090.00  |
| K.G.Nidula Sanjitha                    | 1205 L 4     | 2022.12.31 | 232 | 1 | 1 | 0 | 1205 | 11 | - | 15,380.00  | 0.00 | 2022.12.31 | 0.00 | 2022.12.31 | 15,380.00  | 0.00 | 15,380.00  |
| K.G.Nidula Sanjitha                    | 1205 L 5     | 2022.12.31 | 232 | 1 | 1 | 0 | 1205 | 11 | - | 19,020.00  | 0.00 | 2022.12.31 | 0.00 | 2022.12.31 | 19,020.00  | 0.00 | 19,020.00  |
| K.G.Nidula Sanjitha                    | 1205 L 6     | 2022.12.31 | 232 | 1 | 1 | 0 | 1205 | 11 | - | 19,800.00  | 0.00 | 2022.12.31 | 0.00 | 2022.12.31 | 19,800.00  | 0.00 | 19,800.00  |
| General Hardware                       | 1205 L 7     | 2022.12.31 | 232 | 1 | 1 | 0 | 1205 | 11 | - | 21,800.00  | 0.00 | 2022.12.31 | 0.00 | 2022.12.31 | 21,800.00  | 0.00 | 21,800.00  |
| Sandara Fiona Constructions            | 1205 L 8     | 2022.12.31 | 232 | 1 | 1 | 0 | 1205 | 11 | - | 15,962.60  | 0.00 | 2022.12.31 | 0.00 | 2022.12.31 | 15,962.60  | 0.00 | 15,962.60  |
| Sandara Fiona Constructions            | 1205 L 9     | 2022.12.31 | 232 | 1 | 1 | 0 | 1205 | 11 | - | 20,200.00  | 0.00 | 2022.12.31 | 0.00 | 2022.12.31 | 20,200.00  | 0.00 | 20,200.00  |
| Sandara Fiona Constructions            | 1205 L 10    | 2022.12.31 | 232 | 1 | 1 | 0 | 1205 | 11 | - | 19,180.00  | 0.00 | 2022.12.31 | 0.00 | 2022.12.31 | 19,180.00  | 0.00 | 19,180.00  |
| Sri Mugandara                          | D157         | 2022.12.31 | 232 | 1 | 1 | 0 | 1205 | 11 | - | 8,520.00   | 0.00 | 2022.12.31 | 0.00 | 2022.12.31 | 8,520.00   | 0.00 | 8,520.00   |
| Nilmini Management Pvt Ltd             | JAN 53       | 2022.11.30 | 232 | 1 | 1 | 0 | 1205 | 11 | - | 10,270.00  | 0.00 | 2022.11.30 | 0.00 | 2022.11.30 | 10,270.00  | 0.00 | 10,270.00  |
| Nilmini Management Pvt Ltd             | JAN 54       | 2022.11.30 | 232 | 1 | 1 | 0 | 1205 | 11 | - | 642,298.00 | 0.00 | 2022.11.30 | 0.00 | 2022.11.30 | 642,298.00 | 0.00 | 642,298.00 |
| New Samanika Stores                    | 96/1205      | 2022.12.31 | 232 | 1 | 1 | 0 | 1205 | 11 | - | 4,380.00   | 0.00 | 2022.12.31 | 0.00 | 2022.12.31 | 4,380.00   | 0.00 | 4,380.00   |
| Roshan Bandara                         | 96/1205      | 2022.12.31 | 232 | 1 | 1 | 0 | 1205 | 11 | - | 16,800.00  | 0.00 | 2022.12.31 | 0.00 | 2022.12.31 | 16,800.00  | 0.00 | 16,800.00  |
| Uthara Bookshop                        | 22/1205/12   | 2022.12.31 | 232 | 1 | 1 | 0 | 1205 | 11 | - | 12,340.00  | 0.00 | 2022.12.31 | 0.00 | 2022.12.31 | 12,340.00  | 0.00 | 12,340.00  |
| A.S.A.Hansted                          | TM/1205/19   | 2022.12.31 | 232 | 1 | 1 | 0 | 1205 | 11 | - | 150,575.00 | 0.00 | 2022.12.31 | 0.00 | 2022.12.31 | 150,575.00 | 0.00 | 150,575.00 |
| S.P.K. Weerathunga                     | TM/1301/24   | 2022.10.10 | 232 | 1 | 1 | 0 | 1205 | 11 | - | 12,100.00  | 0.00 | 2022.10.10 | 0.00 | 2022.10.10 | 12,100.00  | 0.00 | 12,100.00  |
| S.P.K. Weerathunga                     | TM/1301/25   | 2022.10.14 | 232 | 1 | 1 | 0 | 1205 | 11 | - | 9,300.00   | 0.00 | 2022.10.14 | 0.00 | 2022.10.14 | 9,300.00   | 0.00 | 9,300.00   |
| S.P.K. Weerathunga                     | TM/1301/26   | 2022.11.30 | 232 | 1 | 1 | 0 | 1205 | 11 | - | 13,100.00  | 0.00 | 2022.11.30 | 0.00 | 2022.11.30 | 13,100.00  | 0.00 | 13,100.00  |
| S.P.K. Weerathunga                     | TM/1301/27   | 2022.11.30 | 232 | 1 | 1 | 0 | 1205 | 11 | - | 23,000.00  | 0.00 | 2022.11.30 | 0.00 | 2022.11.30 | 23,000.00  | 0.00 | 23,000.00  |
| Simal Electricals                      | 22           | 2022.12.15 | 232 | 1 | 1 | 0 | 1205 | 11 | - | 2,580.00   | 0.00 | 2022.12.15 | 0.00 | 2022.12.15 | 2,580.00   | 0.00 | 2,580.00   |
| Simal Electricals                      | 24           | 2022.12.30 | 232 | 1 | 1 | 0 | 1205 | 11 | - | 9,120.00   | 0.00 | 2022.12.30 | 0.00 | 2022.12.30 | 9,120.00   | 0.00 | 9,120.00   |
| J.M.S. Perera                          | 62           | 2022.12.31 | 232 | 1 | 1 | 0 | 1205 | 11 | - | 12,000.00  | 0.00 | 2022.12.31 | 0.00 | 2022.12.31 | 12,000.00  | 0.00 | 12,000.00  |
| J.M.S. Perera                          | 63           | 2022.12.31 | 232 | 1 | 1 | 0 | 1205 | 11 | - | 46,550.00  | 0.00 | 2022.12.31 | 0.00 | 2022.12.31 | 46,550.00  | 0.00 | 46,550.00  |
| H.P.K. Ariyaratne                      | 11111        | 2022.11.30 | 232 | 1 | 1 | 0 | 1205 | 11 | - | 46,080.00  | 0.00 | 2022.11.30 | 0.00 | 2022.11.30 | 46,080.00  | 0.00 | 46,080.00  |
| Ranithi Stores                         | -            | 2022.12.31 | 232 | 1 | 1 | 0 | 1205 | 11 | - | 4,260.00   | 0.00 | 2022.12.31 | 0.00 | 2022.12.31 | 4,260.00   | 0.00 | 4,260.00   |
| Ranithi Stores                         | -            | 2022.12.31 | 232 | 1 | 1 | 0 | 1205 | 11 | - | 10,100.00  | 0.00 | 2022.12.31 | 0.00 | 2022.12.31 | 10,100.00  | 0.00 | 10,100.00  |
| Ceylon Newspaper Corporation           | 2022-765     | 2022.12.31 | 232 | 1 | 1 | 0 | 1205 | 11 | - | 9,380.00   | 0.00 | 2022.12.31 | 0.00 | 2022.12.31 | 9,380.00   | 0.00 | 9,380.00   |
| R.M.Mahimarakita Bookshop              | v40          | 2022.12.31 | 232 | 1 | 1 | 0 | 1205 | 11 | - | 9,630.00   | 0.00 | 2022.12.31 | 0.00 | 2022.12.31 | 9,630.00   | 0.00 | 9,630.00   |
| R.M.Mahimarakita Bookshop              | v41          | 2022.12.31 | 232 | 1 | 1 | 0 | 1205 | 11 | - | 19,000.00  | 0.00 | 2022.12.31 | 0.00 | 2022.12.31 | 19,000.00  | 0.00 | 19,000.00  |
| R.M.Mahimarakita Bookshop              | v42          | 2022.12.31 | 232 | 1 | 1 | 0 | 1205 | 11 | - | 8,050.00   | 0.00 | 2022.12.31 | 0.00 | 2022.12.31 | 8,050.00   | 0.00 | 8,050.00   |
| Amila Hardware                         | 6            | 2022.12.31 | 232 | 1 | 1 | 0 | 1205 | 11 | - | 6,240.00   | 0.00 | 2022.12.31 | 0.00 | 2022.12.31 | 6,240.00   | 0.00 | 6,240.00   |
| Gallecity Stores - Induruwala          | D0417        | 2022.12.31 | 232 | 1 | 1 | 0 | 1205 | 11 | - | 1,750.00   | 0.00 | 2022.12.31 | 0.00 | 2022.12.31 | 1,750.00   | 0.00 | 1,750.00   |
| K.P.K. Comer                           | 1204/23/17   | 2022.12.31 | 232 | 1 | 1 | 0 | 1205 | 11 | - | 231,000.00 | 0.00 | 2022.12.31 | 0.00 | 2022.12.31 | 231,000.00 | 0.00 | 231,000.00 |
| N.P.K. Pallewella                      | -            | 2022.12.31 | 232 | 1 | 1 | 0 | 1301 | 11 | - | 259,364.00 | 0.00 | 2022.12.31 | 0.00 | 2022.12.31 | 259,364.00 | 0.00 | 259,364.00 |
| Associated Motorways (Private) Limited | -            | 2022.12.31 | 232 | 1 | 1 | 0 | 1301 | 11 | - | 155,606.72 | 0.00 | 2022.12.31 | 0.00 | 2022.12.31 | 155,606.72 | 0.00 | 155,606.72 |
| Toyota Lanka Pvt Ltd                   | -            | 2022.12.31 | 232 | 1 | 1 | 0 | 1301 | 11 | - | 24,875.00  | 0.00 | 2022.12.31 | 0.00 | 2022.12.31 | 24,875.00  | 0.00 | 24,875.00  |
| Chinco Lanka Pvt Ltd                   | -            | 2022.12.31 | 232 | 1 | 1 | 0 | 1301 | 11 | - | 36,950.00  | 0.00 | 2022.12.31 | 0.00 | 2022.12.31 | 36,950.00  | 0.00 | 36,950.00  |
| Dahanayaka Motors                      | -            | 2022.12.31 | 232 | 1 | 1 | 0 | 1301 | 11 | - | 2,500.00   | 0.00 | 2022.12.31 | 0.00 | 2022.12.31 | 2,500.00   | 0.00 | 2,500.00   |
| VAT Lathib                             | -            | 2022.12.31 | 232 | 1 | 1 | 0 | 1301 | 11 | - | 13,500.00  | 0.00 | 2022.12.31 | 0.00 | 2022.12.31 | 13,500.00  | 0.00 | 13,500.00  |
| Buddhi Auto Traders                    | 446          | 2022.10.29 | 232 | 1 | 1 | 0 | 1301 | 11 | - | 27,500.00  | 0.00 | 2022.10.29 | 0.00 | 2022.10.29 | 27,500.00  | 0.00 | 27,500.00  |
| Hemal Motors                           | 488          | 2022.11.10 | 232 | 1 | 1 | 0 | 1301 | 11 | - | 700.00     | 0.00 | 2022.11.10 | 0.00 | 2022.11.10 | 700.00     | 0.00 | 700.00     |
| R.S.Lankaithala                        | 642          | 2022.12.27 | 232 | 1 | 1 | 0 | 1301 | 11 | - | 9,360.00   | 0.00 | 2022.12.27 | 0.00 | 2022.12.27 | 9,360.00   | 0.00 | 9,360.00   |
| Suman Motor Traders                    | 22-12-992    | 2022.11.22 | 232 | 1 | 1 | 0 | 1301 | 11 | - | 10,930.00  | 0.00 | 2022.11.22 | 0.00 | 2022.11.22 | 10,930.00  | 0.00 | 10,930.00  |
| Suman Motor Traders                    | 22-12-981    | 2022.11.09 | 232 | 1 | 1 | 0 | 1301 | 11 | - | 11,540.00  | 0.00 | 2022.11.09 | 0.00 | 2022.11.09 | 11,540.00  | 0.00 | 11,540.00  |
| Suman Motor Traders                    | 22-12-973    | 2022.11.09 | 232 | 1 | 1 | 0 | 1301 | 11 | - | 21,000.00  | 0.00 | 2022.11.09 | 0.00 | 2022.11.09 | 21,000.00  | 0.00 | 21,000.00  |
| Suman Motor Traders                    | 22-11-769    | 2022.09.13 | 232 | 1 | 1 | 0 | 1301 | 11 | - | 17,530.00  | 0.00 | 2022.09.13 | 0.00 | 2022.09.13 | 17,530.00  | 0.00 | 17,530.00  |
| Hemali Motor Traders                   | 22-11-768    | 2022.09.14 | 232 | 1 | 1 | 0 | 1301 | 11 | - | 39,000.00  | 0.00 | 2022.09.14 | 0.00 | 2022.09.14 | 39,000.00  | 0.00 | 39,000.00  |
| Hemali Motor Traders                   | 22-12-829    | 2022.10.03 | 232 | 1 | 1 | 0 | 1301 | 11 | - | 39,000.00  | 0.00 | 2022.10.03 | 0.00 | 2022.10.03 | 39,000.00  | 0.00 | 39,000.00  |



|                                   |               |            |     |   |   |   |      |    |   |            |      |            |            |            |      |            |
|-----------------------------------|---------------|------------|-----|---|---|---|------|----|---|------------|------|------------|------------|------------|------|------------|
| Sunmedia Silencers                | 22-12-975     | 2022.11.22 | 232 | 1 | 1 | 0 | 1301 | 11 | - | 14,500.00  | 0.00 | 2022.11.22 | 14,500.00  | 14,500.00  | 0.00 | 14,500.00  |
| A. Harsha Motors *                | 22-12-974     | 2022.11.26 | 232 | 1 | 1 | 0 | 1301 | 11 | - | 69,500.00  | 0.00 | 2022.11.26 | 69,500.00  | 69,500.00  | 0.00 | 69,500.00  |
| Suman Sankalpa Garage             | 22-12-973     | 2022.12.10 | 232 | 1 | 1 | 0 | 1301 | 11 | - | 235,000.00 | 0.00 | 2022.12.10 | 235,000.00 | 235,000.00 | 0.00 | 235,000.00 |
| Suman Sankalpa Garage             | 22-12-976     | 2022.12.10 | 232 | 1 | 1 | 0 | 1301 | 11 | - | 235,000.00 | 0.00 | 2022.12.10 | 235,000.00 | 235,000.00 | 0.00 | 235,000.00 |
| Pabodhi Motors                    | 22-12-977     | 2022.12.26 | 232 | 1 | 1 | 0 | 1301 | 11 | - | 919,000.00 | 0.00 | 2022.12.26 | 919,000.00 | 919,000.00 | 0.00 | 919,000.00 |
| Wijayawati Motors                 | 22-12-978     | 2022.12.30 | 232 | 1 | 1 | 0 | 1301 | 11 | - | 294,000.00 | 0.00 | 2022.12.30 | 294,000.00 | 294,000.00 | 0.00 | 294,000.00 |
| Hennell Motor Traders             | 22-12-979     | 2022.12.03 | 232 | 1 | 1 | 0 | 1301 | 11 | - | 16,500.00  | 0.00 | 2022.12.03 | 16,500.00  | 16,500.00  | 0.00 | 16,500.00  |
| Hennell Motor Traders             | 22-12-980     | 2022.12.12 | 232 | 1 | 1 | 0 | 1301 | 11 | - | 2,750.00   | 0.00 | 2022.12.12 | 2,750.00   | 2,750.00   | 0.00 | 2,750.00   |
| Suman Motor Traders               | 22-12-981     | 2022.12.09 | 232 | 1 | 1 | 0 | 1301 | 11 | - | 850.00     | 0.00 | 2022.12.09 | 850.00     | 850.00     | 0.00 | 850.00     |
| Tyotoi Lanka Pvt Ltd              | 22-12-982     | 2022.12.15 | 232 | 1 | 1 | 0 | 1301 | 11 | - | 54,398.66  | 0.00 | 2022.12.15 | 54,398.66  | 54,398.66  | 0.00 | 54,398.66  |
| Madumal Enterprises               | E 908         | 2022.12.19 | 232 | 1 | 1 | 0 | 1301 | 11 | - | 137,482.50 | 0.00 | 2022.12.19 | 137,482.50 | 137,482.50 | 0.00 | 137,482.50 |
| Ad Seon Advertising               | 50            | 2023.01.16 | 232 | 1 | 1 | 0 | 1301 | 11 | - | 37,800.00  | 0.00 | 2023.01.16 | 37,800.00  | 37,800.00  | 0.00 | 37,800.00  |
| United Motors                     | 51            | 2023.01.16 | 232 | 1 | 1 | 0 | 1301 | 11 | - | 43,816.95  | 0.00 | 2023.01.16 | 43,816.95  | 43,816.95  | 0.00 | 43,816.95  |
| Kandy Motor Body Industries       | 2022/1301/95  | 2022.11.30 | 232 | 1 | 1 | 0 | 1301 | 11 | - | 58,984.67  | 0.00 | 2022.11.30 | 58,984.67  | 58,984.67  | 0.00 | 58,984.67  |
| Kandy Motor Body Industries       | 2022/1301/96  | 2022.11.30 | 232 | 1 | 1 | 0 | 1301 | 11 | - | 16,300.00  | 0.00 | 2022.11.30 | 16,300.00  | 16,300.00  | 0.00 | 16,300.00  |
| Kandy Motor Body Industries       | 2022/1301/97  | 2022.11.30 | 232 | 1 | 1 | 0 | 1301 | 11 | - | 20,870.00  | 0.00 | 2022.11.30 | 20,870.00  | 20,870.00  | 0.00 | 20,870.00  |
| Kandy Auto Electricals            | 2022/1301/98  | 2022.11.30 | 232 | 1 | 1 | 0 | 1301 | 11 | - | 20,200.00  | 0.00 | 2022.11.30 | 20,200.00  | 20,200.00  | 0.00 | 20,200.00  |
| Kandy Motor Body Industries       | 2022/1301/99  | 2022.11.30 | 232 | 1 | 1 | 0 | 1301 | 11 | - | 8,500.00   | 0.00 | 2022.11.30 | 8,500.00   | 8,500.00   | 0.00 | 8,500.00   |
| Kandy Motor Body Industries       | 2022/1301/100 | 2022.11.30 | 232 | 1 | 1 | 0 | 1301 | 11 | - | 25,400.00  | 0.00 | 2022.11.30 | 25,400.00  | 25,400.00  | 0.00 | 25,400.00  |
| Bandra Dena Wadipala              | 2022/1301/101 | 2022.11.30 | 232 | 1 | 1 | 0 | 1301 | 11 | - | 29,800.00  | 0.00 | 2022.11.30 | 29,800.00  | 29,800.00  | 0.00 | 29,800.00  |
| Kandy Auto Electricals            | 2022/1301/102 | 2022.11.30 | 232 | 1 | 1 | 0 | 1301 | 11 | - | 27,980.00  | 0.00 | 2022.11.30 | 27,980.00  | 27,980.00  | 0.00 | 27,980.00  |
| R.M.G. Weerasinghe                | 2022.12.31    | 232        | 1   | 1 | 1 | 0 | 1301 | 11 | - | 25,550.00  | 0.00 | 2022.12.31 | 25,550.00  | 25,550.00  | 0.00 | 25,550.00  |
| Marvalhas Workshop                | 2022.12.31    | 232        | 1   | 1 | 1 | 0 | 1301 | 11 | - | 25,550.00  | 0.00 | 2022.12.31 | 25,550.00  | 25,550.00  | 0.00 | 25,550.00  |
| Marvalhas Workshop                | 2022.12.31    | 232        | 1   | 1 | 1 | 0 | 1301 | 11 | - | 2,450.00   | 0.00 | 2022.12.31 | 2,450.00   | 2,450.00   | 0.00 | 2,450.00   |
| United Motors                     | 2022.12.31    | 232        | 1   | 1 | 1 | 0 | 1301 | 11 | - | 597,500.00 | 0.00 | 2022.12.31 | 597,500.00 | 597,500.00 | 0.00 | 597,500.00 |
| New battery Center                | 2022.12.31    | 232        | 1   | 1 | 1 | 0 | 1301 | 11 | - | 20,950.00  | 0.00 | 2022.12.31 | 20,950.00  | 20,950.00  | 0.00 | 20,950.00  |
| Singam Auto Muth Service          | 2022.12.31    | 232        | 1   | 1 | 1 | 0 | 1301 | 11 | - | 20,950.00  | 0.00 | 2022.12.31 | 20,950.00  | 20,950.00  | 0.00 | 20,950.00  |
| Singam Auto Muth Service          | 2022.12.31    | 232        | 1   | 1 | 1 | 0 | 1301 | 11 | - | 48,960.05  | 0.00 | 2022.12.31 | 48,960.05  | 48,960.05  | 0.00 | 48,960.05  |
| Singam Auto Muth Service          | 2022.12.31    | 232        | 1   | 1 | 1 | 0 | 1301 | 11 | - | 102,900.00 | 0.00 | 2022.12.31 | 102,900.00 | 102,900.00 | 0.00 | 102,900.00 |
| Hitchless Ltd                     | 2022.12.31    | 232        | 1   | 1 | 1 | 0 | 1301 | 11 | - | 23,120.00  | 0.00 | 2022.12.31 | 23,120.00  | 23,120.00  | 0.00 | 23,120.00  |
| Gulmar Service and Clean Park     | 2022.12.07    | 232        | 1   | 1 | 1 | 0 | 1301 | 11 | - | 15,670.00  | 0.00 | 2022.12.07 | 15,670.00  | 15,670.00  | 0.00 | 15,670.00  |
| Gulmar Service and Clean Park     | 2022.12.06    | 232        | 1   | 1 | 1 | 0 | 1301 | 11 | - | 19,890.00  | 0.00 | 2022.12.06 | 19,890.00  | 19,890.00  | 0.00 | 19,890.00  |
| Gulmar Service and Clean Park     | 2022.12.31    | 232        | 1   | 1 | 1 | 0 | 1301 | 11 | - | 8,000.00   | 0.00 | 2022.12.31 | 8,000.00   | 8,000.00   | 0.00 | 8,000.00   |
| Gulmar Service and Clean Park     | 2022.12.31    | 232        | 1   | 1 | 1 | 0 | 1301 | 11 | - | 18,450.00  | 0.00 | 2022.12.31 | 18,450.00  | 18,450.00  | 0.00 | 18,450.00  |
| Gulmar Service and Clean Park     | 2022.12.31    | 232        | 1   | 1 | 1 | 0 | 1301 | 11 | - | 20,250.00  | 0.00 | 2022.12.31 | 20,250.00  | 20,250.00  | 0.00 | 20,250.00  |
| Gulmar Service and Clean Park     | 2022.12.31    | 232        | 1   | 1 | 1 | 0 | 1301 | 11 | - | 20,120.00  | 0.00 | 2022.12.31 | 20,120.00  | 20,120.00  | 0.00 | 20,120.00  |
| Gulmar Service and Clean Park     | 2022.12.31    | 232        | 1   | 1 | 1 | 0 | 1301 | 11 | - | 20,100.00  | 0.00 | 2022.12.31 | 20,100.00  | 20,100.00  | 0.00 | 20,100.00  |
| Gulmar Service and Clean Park     | 2022.12.31    | 232        | 1   | 1 | 1 | 0 | 1301 | 11 | - | 19,275.00  | 0.00 | 2022.12.31 | 19,275.00  | 19,275.00  | 0.00 | 19,275.00  |
| Gulmar Service and Clean Park     | 2022.12.31    | 232        | 1   | 1 | 1 | 0 | 1301 | 11 | - | 22,480.00  | 0.00 | 2022.12.31 | 22,480.00  | 22,480.00  | 0.00 | 22,480.00  |
| Gulmar Service and Clean Park     | 2022.12.31    | 232        | 1   | 1 | 1 | 0 | 1301 | 11 | - | 18,645.00  | 0.00 | 2022.12.31 | 18,645.00  | 18,645.00  | 0.00 | 18,645.00  |
| Gulmar Service and Clean Park     | 2022.12.31    | 232        | 1   | 1 | 1 | 0 | 1301 | 11 | - | 40,300.00  | 0.00 | 2022.12.31 | 40,300.00  | 40,300.00  | 0.00 | 40,300.00  |
| Gulmar Service and Clean Park     | 2022.12.31    | 232        | 1   | 1 | 1 | 0 | 1301 | 11 | - | 19,600.00  | 0.00 | 2022.12.31 | 19,600.00  | 19,600.00  | 0.00 | 19,600.00  |
| Gulmar Service and Clean Park     | 2022.12.31    | 232        | 1   | 1 | 1 | 0 | 1301 | 11 | - | 17,440.00  | 0.00 | 2022.12.31 | 17,440.00  | 17,440.00  | 0.00 | 17,440.00  |
| Gulmar Service and Clean Park     | 2022.12.31    | 232        | 1   | 1 | 1 | 0 | 1301 | 11 | - | 65,530.86  | 0.00 | 2022.12.31 | 65,530.86  | 65,530.86  | 0.00 | 65,530.86  |
| United Motors                     | 2022.12.31    | 232        | 1   | 1 | 1 | 0 | 1301 | 11 | - | 612,400.00 | 0.00 | 2022.12.31 | 612,400.00 | 612,400.00 | 0.00 | 612,400.00 |
| P.D.S. Rajakurana                 | 2022.12.31    | 232        | 1   | 1 | 1 | 0 | 1301 | 11 | - | 388,500.00 | 0.00 | 2022.12.31 | 388,500.00 | 388,500.00 | 0.00 | 388,500.00 |
| Uva Tyre Service- Badulla         | 1301 L.3      | 2022.12.31 | 232 | 1 | 1 | 0 | 1301 | 11 | - | 125,160.00 | 0.00 | 2022.12.31 | 125,160.00 | 125,160.00 | 0.00 | 125,160.00 |
| Kolihana Tyre Service- Badulla    | JAN 84        | 2022.11.02 | 232 | 1 | 1 | 0 | 1301 | 11 | - | 29,890.00  | 0.00 | 2022.11.02 | 29,890.00  | 29,890.00  | 0.00 | 29,890.00  |
| Harjith Auto Service              | JAN 85        | 2022.12.04 | 232 | 1 | 1 | 0 | 1301 | 11 | - | 14,750.00  | 0.00 | 2022.12.04 | 14,750.00  | 14,750.00  | 0.00 | 14,750.00  |
| S. Gunarathne - Depot Engineer    | JAN 86        | 2022.12.24 | 232 | 1 | 1 | 0 | 1301 | 11 | - | 1,000.00   | 0.00 | 2022.12.24 | 1,000.00   | 1,000.00   | 0.00 | 1,000.00   |
| S. Gunarathne - Depot Engineer    | 39/1301       | 2022.11.30 | 232 | 1 | 1 | 0 | 1301 | 11 | - | 5,000.00   | 0.00 | 2022.11.30 | 5,000.00   | 5,000.00   | 0.00 | 5,000.00   |
| Chandima Motors                   | 66/1301       | 2022.11.30 | 232 | 1 | 1 | 0 | 1301 | 11 | - | 14,700.00  | 0.00 | 2022.11.30 | 14,700.00  | 14,700.00  | 0.00 | 14,700.00  |
| Chandima Motors                   | 67/1301       | 2022.11.30 | 232 | 1 | 1 | 0 | 1301 | 11 | - | 5,450.00   | 0.00 | 2022.11.30 | 5,450.00   | 5,450.00   | 0.00 | 5,450.00   |
| Superintendent of Prisons-Kunwita | 72/1301       | 2022.12.31 | 232 | 1 | 1 | 0 | 1301 | 11 | - | 5,350.00   | 0.00 | 2022.12.31 | 5,350.00   | 5,350.00   | 0.00 | 5,350.00   |
| Superintendent of Prisons-Kunwita | 21/1301       | 2022.12.31 | 232 | 1 | 1 | 0 | 1301 | 11 | - | 1,500.00   | 0.00 | 2022.12.31 | 1,500.00   | 1,500.00   | 0.00 | 1,500.00   |
| Superintendent of Prisons-Kunwita | 22/1301/106   | 2022.12.04 | 232 | 1 | 1 | 0 | 1301 | 11 | - | 46,276.89  | 0.00 | 2022.12.04 | 46,276.89  | 46,276.89  | 0.00 | 46,276.89  |
| Nevill Diesel Engineering         | 22/1301/99    | 2022.11.15 | 232 | 1 | 1 | 0 | 1301 | 11 | - | 1,200.00   | 0.00 | 2022.11.15 | 1,200.00   | 1,200.00   | 0.00 | 1,200.00   |
| Nevill Diesel Engineering         | 73/1301/21    | 2022.09.30 | 232 | 1 | 1 | 0 | 1301 | 11 | - | 12,650.00  | 0.00 | 2022.09.30 | 12,650.00  | 12,650.00  | 0.00 | 12,650.00  |
| United Motors                     | 971           | 2022.12.20 | 232 | 1 | 1 | 0 | 1301 | 11 | - | 9,850.00   | 0.00 | 2022.12.20 | 9,850.00   | 9,850.00   | 0.00 | 9,850.00   |
| Oriental Automotive               | 972           | 2022.12.20 | 232 | 1 | 1 | 0 | 1301 | 11 | - | 19,450.00  | 0.00 | 2022.12.20 | 19,450.00  | 19,450.00  | 0.00 | 19,450.00  |
| Galle battery House               | 25/722        | 2022.12.05 | 232 | 1 | 1 | 0 | 1301 | 11 | - | 52,382.02  | 0.00 | 2022.12.05 | 52,382.02  | 52,382.02  | 0.00 | 52,382.02  |
| South Lanka Diesel Motors         | 443           | 2022.10.01 | 232 | 1 | 1 | 0 | 1301 | 11 | - | 4,320.00   | 0.00 | 2022.10.01 | 4,320.00   | 4,320.00   | 0.00 | 4,320.00   |
| Pudumani Motors                   | 2022.12.31    | 232        | 1   | 1 | 1 | 0 | 1301 | 11 | - | 5,930.00   | 0.00 | 2022.12.31 | 5,930.00   | 5,930.00   | 0.00 | 5,930.00   |
|                                   |               |            |     |   |   |   |      |    |   | 136,000.00 | 0.00 | 2022.12.06 | 136,000.00 | 136,000.00 | 0.00 | 136,000.00 |
|                                   |               |            |     |   |   |   |      |    |   | 19,000.00  | 0.00 | 2022.10.01 | 19,000.00  | 19,000.00  | 0.00 | 19,000.00  |
|                                   |               |            |     |   |   |   |      |    |   | 15,520.00  | 0.00 | 2022.12.31 | 15,520.00  | 15,520.00  | 0.00 | 15,520.00  |



# CHAPTER 3

|            |                                     |            |     |   |   |   |      |    |   |            |      |            |            |            |      |            |
|------------|-------------------------------------|------------|-----|---|---|---|------|----|---|------------|------|------------|------------|------------|------|------------|
| 35         | Saboo Lanka Service                 | 2022.07.01 | 232 | 1 | 1 | 0 | 1301 | 11 | - | 24,910.00  | 0.00 | 2022.07.01 | 24,910.00  | 24,910.00  | 0.00 | 24,910.00  |
| 36         | Saboo Lanka Service                 | 2022.07.01 | 232 | 1 | 1 | 0 | 1301 | 11 | - | 10,250.00  | 0.00 | 2022.07.01 | 10,250.00  | 10,250.00  | 0.00 | 10,250.00  |
| 37         | Saboo Lanka Service                 | 2022.07.01 | 232 | 1 | 1 | 0 | 1301 | 11 | - | 12,350.00  | 0.00 | 2022.07.01 | 12,350.00  | 12,350.00  | 0.00 | 12,350.00  |
| 38         | Saboo Lanka Service                 | 2022.09.01 | 232 | 1 | 1 | 0 | 1301 | 11 | - | 25,675.00  | 0.00 | 2022.09.01 | 25,675.00  | 25,675.00  | 0.00 | 25,675.00  |
| 39         | Saboo Lanka Service                 | 2022.09.01 | 232 | 1 | 1 | 0 | 1301 | 11 | - | 27,350.00  | 0.00 | 2022.09.01 | 27,350.00  | 27,350.00  | 0.00 | 27,350.00  |
| 40         | Saboo Lanka Service                 | 2022.09.01 | 232 | 1 | 1 | 0 | 1301 | 11 | - | 29,450.00  | 0.00 | 2022.09.01 | 29,450.00  | 29,450.00  | 0.00 | 29,450.00  |
| 41         | Saboo Lanka Service                 | 2022.09.01 | 232 | 1 | 1 | 0 | 1301 | 11 | - | 16,480.00  | 0.00 | 2022.09.01 | 16,480.00  | 16,480.00  | 0.00 | 16,480.00  |
| 42         | Saboo Lanka Service                 | 2022.09.01 | 232 | 1 | 1 | 0 | 1301 | 11 | - | 11,555.00  | 0.00 | 2022.09.01 | 11,555.00  | 11,555.00  | 0.00 | 11,555.00  |
| 43         | Saboo Lanka Service                 | 2022.09.01 | 232 | 1 | 1 | 0 | 1301 | 11 | - | 29,400.00  | 0.00 | 2022.09.01 | 29,400.00  | 29,400.00  | 0.00 | 29,400.00  |
| 44         | Saboo Lanka Service                 | 2022.09.01 | 232 | 1 | 1 | 0 | 1301 | 11 | - | 12,950.00  | 0.00 | 2022.09.01 | 12,950.00  | 12,950.00  | 0.00 | 12,950.00  |
| 45         | Saboo Lanka Service                 | 2022.09.01 | 232 | 1 | 1 | 0 | 1301 | 11 | - | 26,950.00  | 0.00 | 2022.09.01 | 26,950.00  | 26,950.00  | 0.00 | 26,950.00  |
| 46         | Saboo Lanka Service                 | 2022.09.01 | 232 | 1 | 1 | 0 | 1301 | 11 | - | 11,635.00  | 0.00 | 2022.09.01 | 11,635.00  | 11,635.00  | 0.00 | 11,635.00  |
| 47         | Saboo Lanka Service                 | 2022.11.01 | 232 | 1 | 1 | 0 | 1301 | 11 | - | 29,400.00  | 0.00 | 2022.11.01 | 29,400.00  | 29,400.00  | 0.00 | 29,400.00  |
| 48         | Saboo Lanka Service                 | 2022.11.01 | 232 | 1 | 1 | 0 | 1301 | 11 | - | 29,450.00  | 0.00 | 2022.11.01 | 29,450.00  | 29,450.00  | 0.00 | 29,450.00  |
| 49         | Saboo Lanka Service                 | 2022.11.01 | 232 | 1 | 1 | 0 | 1301 | 11 | - | 23,305.00  | 0.00 | 2022.11.01 | 23,305.00  | 23,305.00  | 0.00 | 23,305.00  |
| 50         | Saboo Lanka Service                 | 2022.11.01 | 232 | 1 | 1 | 0 | 1301 | 11 | - | 11,805.00  | 0.00 | 2022.11.01 | 11,805.00  | 11,805.00  | 0.00 | 11,805.00  |
| 51         | Saboo Lanka Service                 | 2022.11.01 | 232 | 1 | 1 | 0 | 1301 | 11 | - | 27,400.00  | 0.00 | 2022.11.01 | 27,400.00  | 27,400.00  | 0.00 | 27,400.00  |
| 52         | Saboo Lanka Service                 | 2022.11.01 | 232 | 1 | 1 | 0 | 1301 | 11 | - | 28,300.00  | 0.00 | 2022.11.01 | 28,300.00  | 28,300.00  | 0.00 | 28,300.00  |
| 53         | Saboo Lanka Service                 | 2022.11.01 | 232 | 1 | 1 | 0 | 1301 | 11 | - | 29,450.00  | 0.00 | 2022.11.01 | 29,450.00  | 29,450.00  | 0.00 | 29,450.00  |
| 54         | Saboo Lanka Service                 | 2022.11.01 | 232 | 1 | 1 | 0 | 1301 | 11 | - | 17,000.00  | 0.00 | 2022.11.01 | 17,000.00  | 17,000.00  | 0.00 | 17,000.00  |
| 55         | Saboo Lanka Service                 | 2022.11.01 | 232 | 1 | 1 | 0 | 1301 | 11 | - | 23,450.00  | 0.00 | 2022.11.01 | 23,450.00  | 23,450.00  | 0.00 | 23,450.00  |
| 56         | Saboo Lanka Service                 | 2022.11.01 | 232 | 1 | 1 | 0 | 1301 | 11 | - | 29,900.00  | 0.00 | 2022.11.01 | 29,900.00  | 29,900.00  | 0.00 | 29,900.00  |
| 57         | Saboo Lanka Service                 | 2022.11.01 | 232 | 1 | 1 | 0 | 1301 | 11 | - | 29,750.00  | 0.00 | 2022.11.01 | 29,750.00  | 29,750.00  | 0.00 | 29,750.00  |
| 58         | Saboo Lanka Service                 | 2022.11.01 | 232 | 1 | 1 | 0 | 1301 | 11 | - | 6,550.00   | 0.00 | 2022.11.01 | 6,550.00   | 6,550.00   | 0.00 | 6,550.00   |
| 59         | Saboo Lanka Service                 | 2022.11.01 | 232 | 1 | 1 | 0 | 1301 | 11 | - | 26,630.00  | 0.00 | 2022.11.01 | 26,630.00  | 26,630.00  | 0.00 | 26,630.00  |
| 60         | Saboo Lanka Service                 | 2022.11.01 | 232 | 1 | 1 | 0 | 1301 | 11 | - | 12,375.00  | 0.00 | 2022.11.01 | 12,375.00  | 12,375.00  | 0.00 | 12,375.00  |
| 61         | United Lanka Motors                 | 2022.11.01 | 232 | 1 | 1 | 0 | 1301 | 11 | - | 34,475.15  | 0.00 | 2022.11.01 | 34,475.15  | 34,475.15  | 0.00 | 34,475.15  |
| 62         | Thuanan Tire Center                 | 2022.11.01 | 232 | 1 | 1 | 0 | 1301 | 11 | - | 305,100.00 | 0.00 | 2022.11.01 | 305,100.00 | 305,100.00 | 0.00 | 305,100.00 |
| 63         | Siluhanna Motors                    | 2022.11.01 | 232 | 1 | 1 | 0 | 1301 | 11 | - | 21,200.00  | 0.00 | 2022.11.01 | 21,200.00  | 21,200.00  | 0.00 | 21,200.00  |
| 64         | Nalanda Motors                      | 2022.12.21 | 232 | 1 | 1 | 0 | 1301 | 11 | - | 21,000.00  | 0.00 | 2022.12.21 | 21,000.00  | 21,000.00  | 0.00 | 21,000.00  |
| 65         | Regan Service Place                 | 2022.12.31 | 232 | 1 | 1 | 0 | 1301 | 11 | - | 32,600.00  | 0.00 | 2022.12.31 | 32,600.00  | 32,600.00  | 0.00 | 32,600.00  |
| 659        | Solex Technology                    | 2022.12.24 | 232 | 1 | 1 | 0 | 1302 | 11 | - | 186,886.00 | 0.00 | 2022.12.24 | 186,886.00 | 186,886.00 | 0.00 | 186,886.00 |
| 22-12.976  | Jenitha Hydrolic                    | 2022.12.24 | 232 | 1 | 1 | 0 | 1302 | 11 | - | 387,750.00 | 0.00 | 2022.12.24 | 387,750.00 | 387,750.00 | 0.00 | 387,750.00 |
|            | United Motors                       | 2022.12.31 | 232 | 1 | 1 | 0 | 1302 | 11 | - | 30,571.74  | 0.00 | 2022.12.31 | 30,571.74  | 30,571.74  | 0.00 | 30,571.74  |
|            | Lanka Asok Layland Company          | 2022.12.31 | 232 | 1 | 1 | 0 | 1302 | 11 | - | 455,000.00 | 0.00 | 2022.12.31 | 455,000.00 | 455,000.00 | 0.00 | 455,000.00 |
| 22 1302 3  | Cobain Computers                    | 2022.12.31 | 232 | 1 | 1 | 0 | 1302 | 11 | - | 13,750.00  | 0.00 | 2022.12.31 | 13,750.00  | 13,750.00  | 0.00 | 13,750.00  |
| D206       | Washington Electricals and workshop | 2022.12.31 | 232 | 1 | 1 | 0 | 1302 | 11 | - | 6,000.00   | 0.00 | 2022.12.31 | 6,000.00   | 6,000.00   | 0.00 | 6,000.00   |
| D207       | Washington Electricals and workshop | 2022.12.31 | 232 | 1 | 1 | 0 | 1302 | 11 | - | 9,000.00   | 0.00 | 2022.12.31 | 9,000.00   | 9,000.00   | 0.00 | 9,000.00   |
| D208       | Teetira Works                       | 2022.12.31 | 232 | 1 | 1 | 0 | 1302 | 11 | - | 5,500.00   | 0.00 | 2022.12.31 | 5,500.00   | 5,500.00   | 0.00 | 5,500.00   |
| D209       | Teetira Works                       | 2022.12.31 | 232 | 1 | 1 | 0 | 1302 | 11 | - | 5,000.00   | 0.00 | 2022.12.31 | 5,000.00   | 5,000.00   | 0.00 | 5,000.00   |
| D210       | Pattman Motors                      | 2022.12.31 | 232 | 1 | 1 | 0 | 1302 | 11 | - | 29,850.00  | 0.00 | 2022.12.31 | 29,850.00  | 29,850.00  | 0.00 | 29,850.00  |
| D211       | Pattman Motors                      | 2022.12.31 | 232 | 1 | 1 | 0 | 1302 | 11 | - | 33,550.00  | 0.00 | 2022.12.31 | 33,550.00  | 33,550.00  | 0.00 | 33,550.00  |
| D212       | Pattman Motors                      | 2022.12.31 | 232 | 1 | 1 | 0 | 1302 | 11 | - | 34,160.00  | 0.00 | 2022.12.31 | 34,160.00  | 34,160.00  | 0.00 | 34,160.00  |
| D213       | Pattman Motors                      | 2022.12.31 | 232 | 1 | 1 | 0 | 1302 | 11 | - | 32,220.00  | 0.00 | 2022.12.31 | 32,220.00  | 32,220.00  | 0.00 | 32,220.00  |
| 16/1302    | Brown and company                   | 2022.12.31 | 232 | 1 | 1 | 0 | 1302 | 11 | - | 103,500.00 | 0.00 | 2022.12.31 | 103,500.00 | 103,500.00 | 0.00 | 103,500.00 |
| 886        | Aminda Motors                       | 2022.12.20 | 232 | 1 | 1 | 0 | 1302 | 11 | - | 11,000.00  | 0.00 | 2022.12.20 | 11,000.00  | 11,000.00  | 0.00 | 11,000.00  |
| v77        | Micro Air Engineering               | 2022.12.31 | 232 | 1 | 1 | 0 | 1302 | 11 | - | 19,000.00  | 0.00 | 2022.12.31 | 19,000.00  | 19,000.00  | 0.00 | 19,000.00  |
| 1302/22/08 | Vinayagar Trading Complex           | 2022.09.02 | 232 | 1 | 1 | 0 | 1302 | 11 | - | 7,450.00   | 0.00 | 2022.09.02 | 7,450.00   | 7,450.00   | 0.00 | 7,450.00   |
| 1302/22/08 | Vinayagar Trading Complex           | 2022.09.02 | 232 | 1 | 1 | 0 | 1302 | 11 | - | 1,300.00   | 0.00 | 2022.09.02 | 1,300.00   | 1,300.00   | 0.00 | 1,300.00   |
| 446        | U.K. Electricals                    | 2022.08.28 | 232 | 1 | 1 | 0 | 1303 | 11 | - | 41,155.00  | 0.00 | 2022.08.28 | 41,155.00  | 41,155.00  | 0.00 | 41,155.00  |
| 701        | U.K. Electricals                    | 2022.12.10 | 232 | 1 | 1 | 0 | 1303 | 11 | - | 7,990.00   | 0.00 | 2022.12.10 | 7,990.00   | 7,990.00   | 0.00 | 7,990.00   |
| 694        | U.K. Electricals                    | 2022.12.10 | 232 | 1 | 1 | 0 | 1303 | 11 | - | 12,685.00  | 0.00 | 2022.12.10 | 12,685.00  | 12,685.00  | 0.00 | 12,685.00  |
| 314        | B.N.S. Electricals                  | 2022.08.01 | 232 | 1 | 1 | 0 | 1303 | 11 | - | 39,440.00  | 0.00 | 2022.08.01 | 39,440.00  | 39,440.00  | 0.00 | 39,440.00  |
| 421        | U.K. Electricals                    | 2022.10.08 | 232 | 1 | 1 | 0 | 1303 | 11 | - | 23,865.00  | 0.00 | 2022.10.08 | 23,865.00  | 23,865.00  | 0.00 | 23,865.00  |
| 420        | U.K. Electricals                    | 2022.10.08 | 232 | 1 | 1 | 0 | 1303 | 11 | - | 15,010.00  | 0.00 | 2022.10.08 | 15,010.00  | 15,010.00  | 0.00 | 15,010.00  |
| 410        | A.S.W. Mendis and Sons              | 2022.10.05 | 232 | 1 | 1 | 0 | 1303 | 11 | - | 17,480.50  | 0.00 | 2022.10.05 | 17,480.50  | 17,480.50  | 0.00 | 17,480.50  |
| 411        | A.S.W. Mendis and Sons              | 2022.10.06 | 232 | 1 | 1 | 0 | 1303 | 11 | - | 1,720.00   | 0.00 | 2022.10.06 | 1,720.00   | 1,720.00   | 0.00 | 1,720.00   |
| 481        | A.S.W. Mendis and Sons              | 2022.11.15 | 232 | 1 | 1 | 0 | 1303 | 11 | - | 21,650.00  | 0.00 | 2022.11.15 | 21,650.00  | 21,650.00  | 0.00 | 21,650.00  |
| 535        | K.H.A. Enterpriss                   | 2022.10.22 | 232 | 1 | 1 | 0 | 1303 | 11 | - | 43,635.00  | 0.00 | 2022.10.22 | 43,635.00  | 43,635.00  | 0.00 | 43,635.00  |
| 533        | K.H.A. Enterpriss                   | 2022.12.03 | 232 | 1 | 1 | 0 | 1303 | 11 | - | 6,630.00   | 0.00 | 2022.12.03 | 6,630.00   | 6,630.00   | 0.00 | 6,630.00   |
| 552        | K.H.A. Enterpriss                   | 2022.12.07 | 232 | 1 | 1 | 0 | 1303 | 11 | - | 30,257.00  | 0.00 | 2022.12.07 | 30,257.00  | 30,257.00  | 0.00 | 30,257.00  |
| 540        | U.K. Electricals                    | 2022.12.03 | 232 | 1 | 1 | 0 | 1303 | 11 | - | 44,264.00  | 0.00 | 2022.12.03 | 44,264.00  | 44,264.00  | 0.00 | 44,264.00  |
| 555        | U.K. Electricals                    | 2022.12.07 | 232 | 1 | 1 | 0 | 1303 | 11 | - | 46,435.00  | 0.00 | 2022.12.07 | 46,435.00  | 46,435.00  | 0.00 | 46,435.00  |
| 601        | U.K. Electricals                    | 2022.12.17 | 232 | 1 | 1 | 0 | 1303 | 11 | - | 5,540.00   | 0.00 | 2022.12.17 | 5,540.00   | 5,540.00   | 0.00 | 5,540.00   |



|                                    |               |            |     |    |   |   |   |      |    |   |           |      |            |           |           |      |           |
|------------------------------------|---------------|------------|-----|----|---|---|---|------|----|---|-----------|------|------------|-----------|-----------|------|-----------|
| U.K. Electricals                   | 602           | 2022.12.17 | 232 | 1  | 1 | 1 | 0 | 1303 | 11 | - | 47,700.00 | 0.00 | 2022.12.17 | 47,700.00 | 47,700.00 | 0.00 | 47,700.00 |
| Anushan Trading *                  | 620           | 2022.12.07 | 232 | 1  | 1 | 1 | 0 | 1303 | 11 | - | 13,580.00 | 0.00 | 2022.12.07 | 13,580.00 | 13,580.00 | 0.00 | 13,580.00 |
| K.H.A. Enterpriss                  | 558           | 2022.12.07 | 232 | 1  | 1 | 1 | 0 | 1303 | 11 | - | 21,697.00 | 0.00 | 2022.12.07 | 21,697.00 | 21,697.00 | 0.00 | 21,697.00 |
| U.K. Electricals                   | 554           | 2022.12.07 | 232 | 1  | 1 | 1 | 0 | 1303 | 11 | - | 17,600.00 | 0.00 | 2022.12.07 | 17,600.00 | 17,600.00 | 0.00 | 17,600.00 |
| U.K. Electricals                   | 553           | 2022.12.08 | 232 | 1  | 1 | 1 | 0 | 1303 | 11 | - | 12,500.00 | 0.00 | 2022.12.08 | 12,500.00 | 12,500.00 | 0.00 | 12,500.00 |
| U.K. Electricals                   | 551           | 2022.12.09 | 232 | 1  | 1 | 1 | 0 | 1303 | 11 | - | 7,000.00  | 0.00 | 2022.12.09 | 7,000.00  | 7,000.00  | 0.00 | 7,000.00  |
| K.H.A. Enterpriss                  | 538           | 2022.12.03 | 232 | 1  | 1 | 1 | 0 | 1303 | 11 | - | 21,431.00 | 0.00 | 2022.12.03 | 21,431.00 | 21,431.00 | 0.00 | 21,431.00 |
| K.H.A. Enterpriss                  | 537           | 2022.12.03 | 232 | 1  | 1 | 1 | 0 | 1303 | 11 | - | 17,560.00 | 0.00 | 2022.12.03 | 17,560.00 | 17,560.00 | 0.00 | 17,560.00 |
| K.H.A. Enterpriss                  | 535           | 2022.12.03 | 232 | 1  | 1 | 1 | 0 | 1303 | 11 | - | 21,367.00 | 0.00 | 2022.12.03 | 21,367.00 | 21,367.00 | 0.00 | 21,367.00 |
| K.H.A. Enterpriss                  | 534           | 2022.12.03 | 232 | 1  | 1 | 1 | 0 | 1303 | 11 | - | 23,614.50 | 0.00 | 2022.12.03 | 23,614.50 | 23,614.50 | 0.00 | 23,614.50 |
| K.H.A. Enterpriss                  | 529           | 2022.12.03 | 232 | 1  | 1 | 1 | 0 | 1303 | 11 | - | 18,031.50 | 0.00 | 2022.12.03 | 18,031.50 | 18,031.50 | 0.00 | 18,031.50 |
| Superintendent of Prisons- Mahara  | -             | 2022.12.31 | 232 | 1  | 1 | 1 | 0 | 1303 | 11 | - | 1,200.00  | 0.00 | 2022.12.31 | 1,200.00  | 1,200.00  | 0.00 | 1,200.00  |
| Duke Hardware Stores               | -             | 2022.12.31 | 232 | 1  | 1 | 1 | 0 | 1303 | 11 | - | 4,200.00  | 0.00 | 2022.12.31 | 4,200.00  | 4,200.00  | 0.00 | 4,200.00  |
| Prasanna Hardware Stores           | -             | 2023.01.19 | 232 | 1  | 1 | 1 | 0 | 1303 | 11 | - | 1,594.00  | 0.00 | 2023.01.19 | 1,594.00  | 1,594.00  | 0.00 | 1,594.00  |
| Star Electricals                   | Dec261        | 2022.12.31 | 232 | -1 | 1 | 1 | 0 | 1303 | 11 | - | 78,000.00 | 0.00 | 2022.12.31 | 78,000.00 | 78,000.00 | 0.00 | 78,000.00 |
| New Hardware Stores                | N222          | 2022.12.31 | 232 | 1  | 1 | 1 | 0 | 1303 | 11 | - | 6,275.00  | 0.00 | 2022.12.31 | 6,275.00  | 6,275.00  | 0.00 | 6,275.00  |
| Superintendent of Prisons-Galle    |               | 2022.12.31 | 232 | 1  | 1 | 1 | 0 | 1303 | 11 | - | 300.00    | 0.00 | 2022.12.31 | 300.00    | 300.00    | 0.00 | 300.00    |
| Superintendent of Prisons-Galle    |               | 2022.12.31 | 232 | 1  | 1 | 1 | 0 | 1303 | 11 | - | 510.00    | 0.00 | 2022.12.31 | 510.00    | 510.00    | 0.00 | 510.00    |
| Superintendent of Prisons-Galle    |               | 2022.12.31 | 232 | 1  | 1 | 1 | 0 | 1303 | 11 | - | 1,000.00  | 0.00 | 2022.12.31 | 1,000.00  | 1,000.00  | 0.00 | 1,000.00  |
| Superintendent of Prisons-Galle    |               | 2022.12.31 | 232 | 1  | 1 | 1 | 0 | 1303 | 11 | - | 500.00    | 0.00 | 2022.12.31 | 500.00    | 500.00    | 0.00 | 500.00    |
| Superintendent of Prisons-Galle    |               | 2022.12.31 | 232 | 1  | 1 | 1 | 0 | 1303 | 11 | - | 1,500.00  | 0.00 | 2022.12.31 | 1,500.00  | 1,500.00  | 0.00 | 1,500.00  |
| Superintendent of Prisons-Galle    |               | 2022.12.31 | 232 | 1  | 1 | 1 | 0 | 1303 | 11 | - | 1,750.00  | 0.00 | 2022.12.31 | 1,750.00  | 1,750.00  | 0.00 | 1,750.00  |
| Superintendent of Prisons-Galle    |               | 2022.12.31 | 232 | 1  | 1 | 1 | 0 | 1303 | 11 | - | 1,400.00  | 0.00 | 2022.12.31 | 1,400.00  | 1,400.00  | 0.00 | 1,400.00  |
| Superintendent of Prisons-Galle    |               | 2022.12.31 | 232 | 1  | 1 | 1 | 0 | 1303 | 11 | - | 1,280.00  | 0.00 | 2022.12.31 | 1,280.00  | 1,280.00  | 0.00 | 1,280.00  |
| Superintendent of Prisons-Galle    |               | 2022.12.31 | 232 | 1  | 1 | 1 | 0 | 1303 | 11 | - | 2,445.00  | 0.00 | 2022.12.31 | 2,445.00  | 2,445.00  | 0.00 | 2,445.00  |
| Superintendent of Prisons-Galle    |               | 2022.12.31 | 232 | 1  | 1 | 1 | 0 | 1303 | 11 | - | 1,850.00  | 0.00 | 2022.12.31 | 1,850.00  | 1,850.00  | 0.00 | 1,850.00  |
| Superintendent of Prisons-Galle    |               | 2022.12.31 | 232 | 1  | 1 | 1 | 0 | 1303 | 11 | - | 3,750.00  | 0.00 | 2022.12.31 | 3,750.00  | 3,750.00  | 0.00 | 3,750.00  |
| Superintendent of Prisons-Galle    |               | 2022.12.31 | 232 | 1  | 1 | 1 | 0 | 1303 | 11 | - | 530.00    | 0.00 | 2022.12.31 | 530.00    | 530.00    | 0.00 | 530.00    |
| Superintendent of Prisons-Galle    |               | 2022.12.31 | 232 | 1  | 1 | 1 | 0 | 1303 | 11 | - | 700.00    | 0.00 | 2022.12.31 | 700.00    | 700.00    | 0.00 | 700.00    |
| Superintendent of Prisons-Galle    |               | 2022.12.31 | 232 | 1  | 1 | 1 | 0 | 1303 | 11 | - | 12,500.00 | 0.00 | 2022.12.31 | 12,500.00 | 12,500.00 | 0.00 | 12,500.00 |
| New Kalyani Hardware               | 34/1303       | 2022.11.30 | 232 | 1  | 1 | 1 | 0 | 1303 | 11 | - | 63,804.00 | 0.00 | 2022.11.30 | 63,804.00 | 63,804.00 | 0.00 | 63,804.00 |
| New Kalyani Hardware               | 35/1303       | 2022.11.30 | 232 | 1  | 1 | 1 | 0 | 1303 | 11 | - | 62,935.00 | 0.00 | 2022.11.30 | 62,935.00 | 62,935.00 | 0.00 | 62,935.00 |
| New Kalyani Hardware               | 36/1303       | 2022.11.30 | 232 | 1  | 1 | 1 | 0 | 1303 | 11 | - | 14,150.00 | 0.00 | 2022.11.30 | 14,150.00 | 14,150.00 | 0.00 | 14,150.00 |
| New Kalyani Hardware               | 37/1303       | 2022.11.30 | 232 | 1  | 1 | 1 | 0 | 1303 | 11 | - | 2,850.00  | 0.00 | 2022.11.30 | 2,850.00  | 2,850.00  | 0.00 | 2,850.00  |
| New Kalyani Hardware               | 38/1303       | 2022.11.30 | 232 | 1  | 1 | 1 | 0 | 1303 | 11 | - | 44,760.00 | 0.00 | 2022.11.30 | 44,760.00 | 44,760.00 | 0.00 | 44,760.00 |
| New Kalyani Hardware               | 39/1303       | 2022.11.30 | 232 | 1  | 1 | 1 | 0 | 1303 | 11 | - | 7,150.00  | 0.00 | 2022.11.30 | 7,150.00  | 7,150.00  | 0.00 | 7,150.00  |
| New Kalyani Hardware               | 40/1303       | 2022.11.30 | 232 | 1  | 1 | 1 | 0 | 1303 | 11 | - | 820.00    | 0.00 | 2022.11.30 | 820.00    | 820.00    | 0.00 | 820.00    |
| New Kalyani Hardware               | 41/1303       | 2022.12.31 | 232 | 1  | 1 | 1 | 0 | 1303 | 11 | - | 74,730.00 | 0.00 | 2022.12.31 | 74,730.00 | 74,730.00 | 0.00 | 74,730.00 |
| New Kalyani Hardware               | 42/1303       | 2022.12.31 | 232 | 1  | 1 | 1 | 0 | 1303 | 11 | - | 3,030.00  | 0.00 | 2022.12.31 | 3,030.00  | 3,030.00  | 0.00 | 3,030.00  |
| Superintendent of Prisons-Kuruwita | 01/1303       | 2022.12.31 | 232 | 1  | 1 | 1 | 0 | 1303 | 11 | - | 24,000.00 | 0.00 | 2022.12.31 | 24,000.00 | 24,000.00 | 0.00 | 24,000.00 |
| Superintendent of Prisons-Kuruwita | 02/1303       | 2022.12.31 | 232 | 1  | 1 | 1 | 0 | 1303 | 11 | - | 6,130.00  | 0.00 | 2022.12.31 | 6,130.00  | 6,130.00  | 0.00 | 6,130.00  |
| Superintendent of Prisons-Kuruwita | 03/1303       | 2022.12.31 | 232 | 1  | 1 | 1 | 0 | 1303 | 11 | - | 5,550.00  | 0.00 | 2022.09.02 | 5,550.00  | 5,550.00  | 0.00 | 5,550.00  |
| Channuka Handware                  | 22/1303/28    | 2022.09.02 | 232 | 1  | 1 | 1 | 0 | 1303 | 11 | - | 2,350.00  | 0.00 | 2022.12.30 | 2,350.00  | 2,350.00  | 0.00 | 2,350.00  |
| Sumal Electricals                  | 84            | 2022.12.30 | 232 | 1  | 1 | 1 | 0 | 1303 | 11 | - | 2,400.00  | 0.00 | 2022.12.30 | 2,400.00  | 2,400.00  | 0.00 | 2,400.00  |
| V S D Hardware                     | 85            | 2022.12.30 | 232 | 1  | 1 | 1 | 0 | 1303 | 11 | - | 61,838.14 | 0.00 | 2022.12.10 | 61,838.14 | 61,838.14 | 0.00 | 61,838.14 |
| Phonitha Trade Center              | 974           | 2022.12.31 | 232 | 1  | 1 | 1 | 0 | 1303 | 11 | - | 1,620.00  | 0.00 | 2022.12.31 | 1,620.00  | 1,620.00  | 0.00 | 1,620.00  |
| Phonitha Trade Center              | 975           | 2022.12.31 | 232 | 1  | 1 | 1 | 0 | 1303 | 11 | - | 480.00    | 0.00 | 2022.12.31 | 480.00    | 480.00    | 0.00 | 480.00    |
| Jayarathna Hardware                | 2022-747      | 2022.12.31 | 232 | 1  | 1 | 1 | 0 | 1303 | 11 | - | 1,500.00  | 0.00 | 2022.12.31 | 1,500.00  | 1,500.00  | 0.00 | 1,500.00  |
| Jayarathna Hardware                | 2022-748      | 2022.12.31 | 232 | 1  | 1 | 1 | 0 | 1303 | 11 | - | 7,520.00  | 0.00 | 2022.12.31 | 7,520.00  | 7,520.00  | 0.00 | 7,520.00  |
| Jayarathna Hardware                | 2022-749      | 2022.12.31 | 232 | 1  | 1 | 1 | 0 | 1303 | 11 | - | 650.00    | 0.00 | 2022.12.31 | 650.00    | 650.00    | 0.00 | 650.00    |
| Jayarathna Hardware                | 2022-750      | 2022.12.31 | 232 | 1  | 1 | 1 | 0 | 1303 | 11 | - | 12,800.00 | 0.00 | 2022.12.31 | 12,800.00 | 12,800.00 | 0.00 | 12,800.00 |
| Jayarathna Hardware                | 2022-751      | 2022.12.31 | 232 | 1  | 1 | 1 | 0 | 1303 | 11 | - | 25,450.00 | 0.00 | 2022.12.31 | 25,450.00 | 25,450.00 | 0.00 | 25,450.00 |
| Sri Lanka Telecom PLC              | 656           | 2022.12.03 | 232 | 1  | 1 | 1 | 0 | 1402 | 11 | - | 4,629.79  | 0.00 | 2022.12.03 | 4,629.79  | 4,629.79  | 0.00 | 4,629.79  |
| Sri Lanka Telecom PLC              | 23-01-27      | 2022.12.31 | 232 | 1  | 1 | 1 | 0 | 1402 | 11 | - | 6,122.19  | 0.00 | 2022.12.31 | 6,122.19  | 6,122.19  | 0.00 | 6,122.19  |
| Sri Lanka Telecom PLC              | 23-01-28      | 2022.12.31 | 232 | 1  | 1 | 1 | 0 | 1402 | 11 | - | 2,063.73  | 0.00 | 2022.12.31 | 2,063.73  | 2,063.73  | 0.00 | 2,063.73  |
| Sri Lanka Telecom PLC              | 23-01-29      | 2022.12.31 | 232 | 1  | 1 | 1 | 0 | 1402 | 11 | - | 1,705.02  | 0.00 | 2022.12.31 | 1,705.02  | 1,705.02  | 0.00 | 1,705.02  |
| Dialog Broadband Networks          | 23-01-30      | 2022.12.31 | 232 | 1  | 1 | 1 | 0 | 1402 | 11 | - | 9,327.62  | 0.00 | 2022.12.31 | 9,327.62  | 9,327.62  | 0.00 | 9,327.62  |
| Dialog Broadband Networks          | 23-01-31      | 2022.12.31 | 232 | 1  | 1 | 1 | 0 | 1402 | 11 | - | 4,417.21  | 0.00 | 2022.12.31 | 4,417.21  | 4,417.21  | 0.00 | 4,417.21  |
| Dialog Broadband Networks          | 23-01-32      | 2022.12.31 | 232 | 1  | 1 | 1 | 0 | 1402 | 11 | - | 32,298.91 | 0.00 | 2022.12.31 | 32,298.91 | 32,298.91 | 0.00 | 32,298.91 |
| Dialog Broadband Networks          | E 691         | 2022.09.26 | 232 | 1  | 1 | 1 | 0 | 1402 | 11 | - | 3,895.36  | 0.00 | 2022.09.26 | 3,895.36  | 3,895.36  | 0.00 | 3,895.36  |
| Sri Lanka Telecom PLC              | 2022/1402/148 | 2022.12.31 | 232 | 1  | 1 | 1 | 0 | 1402 | 11 | - | 829.07    | 0.00 | 2022.12.31 | 829.07    | 829.07    | 0.00 | 829.07    |
| Sri Lanka Telecom PLC              | 2022/1402/149 | 2022.12.31 | 232 | 1  | 1 | 1 | 0 | 1402 | 11 | - | 51,270.69 | 0.00 | 2022.12.31 | 51,270.69 | 51,270.69 | 0.00 | 51,270.69 |
| Dialog Broadband Networks          | 2022/1402/150 | 2022.12.31 | 232 | 1  | 1 | 1 | 0 | 1402 | 11 | - | 3,490.44  | 0.00 | 2022.12.31 | 3,490.44  | 3,490.44  | 0.00 | 3,490.44  |
| Dialog Broadband Networks          | 2022/1402/151 | 2022.12.31 | 232 | 1  | 1 | 1 | 0 | 1402 | 11 | - | 655.45    | 0.00 | 2022.12.31 | 655.45    | 655.45    | 0.00 | 655.45    |
| Dialog Broadband Networks          | 2022/1402/152 | 2022.12.31 | 232 | 1  | 1 | 1 | 0 | 1402 | 11 | - | 1,099.32  | 0.00 | 2022.12.31 | 1,099.32  | 1,099.32  | 0.00 | 1,099.32  |



# CHAPTER 3

|  |                |            |     |   |   |   |      |    |   |           |      |            |      |            |           |             |      |           |
|--|----------------|------------|-----|---|---|---|------|----|---|-----------|------|------------|------|------------|-----------|-------------|------|-----------|
| Dialog Broadband Networks                    | 2022/1-402/153 | 2022.12.31 | 232 | 1 | 1 | 0 | 1402 | 11 | - | 1,097.07  | 0.00 | 2022.12.31 | 0.00 | 2022.12.31 | 1,097.07  | 1,097.07    | 0.00 | 1,097.07  |
| Dialog Broadband Networks                    | 2022/1-402/154 | 2022.12.31 | 232 | 1 | 1 | 0 | 1402 | 11 | - | 2,034.09  | 0.00 | 2022.12.31 | 0.00 | 2022.12.31 | 2,034.09  | 2,034.09    | 0.00 | 2,034.09  |
| Sri Lanka Telecom PLC                        | -              | 2022.12.31 | 232 | 1 | 1 | 0 | 1402 | 11 | - | 3,396.20  | 0.00 | 2022.12.31 | 0.00 | 2022.12.31 | 3,396.20  | 3,396.20    | 0.00 | 3,396.20  |
| Dialog Broadband Networks                    | 1214           | 2022.12.31 | 232 | 1 | 1 | 0 | 1402 | 11 | - | 41,946.80 | 0.00 | 2022.12.31 | 0.00 | 2022.12.31 | 41,946.80 | 41,946.80   | 0.00 | 41,946.80 |
| Dialog Broadband Networks                    | 1213           | 2022.12.31 | 232 | 1 | 1 | 0 | 1402 | 11 | - | 7,647.52  | 0.00 | 2022.12.31 | 0.00 | 2022.12.31 | 7,647.52  | 7,647.52    | 0.00 | 7,647.52  |
| Sri Lanka Telecom PLC                        | 1402 L 1       | 2022.12.31 | 232 | 1 | 1 | 0 | 1402 | 11 | - | 8,294.05  | 0.00 | 2022.12.31 | 0.00 | 2022.12.31 | 8,294.05  | 8,294.05    | 0.00 | 8,294.05  |
| Sri Lanka Telecom PLC                        | 1402 L 2       | 2022.12.31 | 232 | 1 | 1 | 0 | 1402 | 11 | - | 52.18     | 0.00 | 2022.12.31 | 0.00 | 2022.12.31 | 52.18     | 52.18       | 0.00 | 52.18     |
| D214   | 2022.12.31     | 232        | 1   | 1 | 1 | 0 | 1402 | 11 | - | 2,822.61  | 0.00 | 2022.12.31 | 0.00 | 2022.12.31 | 2,822.61  | 2,822.61    | 0.00 | 2,822.61  |
| D215   | 2022.12.31     | 232        | 1   | 1 | 1 | 0 | 1402 | 11 | - | 5,815.76  | 0.00 | 2022.12.31 | 0.00 | 2022.12.31 | 5,815.76  | 5,815.76    | 0.00 | 5,815.76  |
| D216   | 2022.12.31     | 232        | 1   | 1 | 1 | 0 | 1402 | 11 | - | 17,387.81 | 0.00 | 2022.12.31 | 0.00 | 2022.12.31 | 17,387.81 | 17,387.81   | 0.00 | 17,387.81 |
| D217   | 2022.12.31     | 232        | 1   | 1 | 1 | 0 | 1402 | 11 | - | 16,520.92 | 0.00 | 2022.12.31 | 0.00 | 2022.12.31 | 16,520.92 | 16,520.92   | 0.00 | 16,520.92 |
| D218   | 2022.12.31     | 232        | 1   | 1 | 1 | 0 | 1402 | 11 | - | 17,778.85 | 0.00 | 2022.12.31 | 0.00 | 2022.12.31 | 17,778.85 | 17,778.85   | 0.00 | 17,778.85 |
| D219   | 2022.12.31     | 232        | 1   | 1 | 1 | 0 | 1402 | 11 | - | 18,469.55 | 0.00 | 2022.12.31 | 0.00 | 2022.12.31 | 18,469.55 | 18,469.55   | 0.00 | 18,469.55 |
| D220   | 2022.12.31     | 232        | 1   | 1 | 1 | 0 | 1402 | 11 | - | 16,680.29 | 0.00 | 2022.12.31 | 0.00 | 2022.12.31 | 16,680.29 | 16,680.29   | 0.00 | 16,680.29 |
| D221   | 2022.12.31     | 232        | 1   | 1 | 1 | 0 | 1402 | 11 | - | 17,220.56 | 0.00 | 2022.12.31 | 0.00 | 2022.12.31 | 17,220.56 | 17,220.56   | 0.00 | 17,220.56 |
| O93  | 2022.12.15     | 232        | 1   | 1 | 1 | 0 | 1402 | 11 | - | 25,396.19 | 0.00 | 2022.12.15 | 0.00 | 2022.12.15 | 25,396.19 | 25,396.19   | 0.00 | 25,396.19 |
| O94  | 2022.12.15     | 232        | 1   | 1 | 1 | 0 | 1402 | 11 | - | 542.58    | 0.00 | 2022.12.15 | 0.00 | 2022.12.15 | 542.58    | 542.58      | 0.00 | 542.58    |
| O95  | 2022.12.15     | 232        | 1   | 1 | 1 | 0 | 1402 | 11 | - | 426.29    | 0.00 | 2022.12.15 | 0.00 | 2022.12.15 | 426.29    | 426.29      | 0.00 | 426.29    |
| O96  | 2022.12.15     | 232        | 1   | 1 | 1 | 0 | 1402 | 11 | - | 2,816.58  | 0.00 | 2022.12.15 | 0.00 | 2022.12.15 | 2,816.58  | 2,816.58    | 0.00 | 2,816.58  |
| O97  | 2022.12.15     | 232        | 1   | 1 | 1 | 0 | 1402 | 11 | - | 4,247.62  | 0.00 | 2022.12.15 | 0.00 | 2022.12.15 | 4,247.62  | 4,247.62    | 0.00 | 4,247.62  |
| O99  | 2022.12.15     | 232        | 1   | 1 | 1 | 0 | 1402 | 11 | - | 1,314.88  | 0.00 | 2022.12.15 | 0.00 | 2022.12.15 | 1,314.88  | 1,314.88    | 0.00 | 1,314.88  |
| O1   | 2023.01.24     | 232        | 1   | 1 | 1 | 0 | 1402 | 11 | - | 24,877.13 | 0.00 | 2023.01.24 | 0.00 | 2023.01.24 | 24,877.13 | 24,877.13   | 0.00 | 24,877.13 |
| O2   | 2023.01.24     | 232        | 1   | 1 | 1 | 0 | 1402 | 11 | - | 586.85    | 0.00 | 2023.01.24 | 0.00 | 2023.01.24 | 586.85    | 586.85      | 0.00 | 586.85    |
| O3   | 2023.01.24     | 232        | 1   | 1 | 1 | 0 | 1402 | 11 | - | 451.21    | 0.00 | 2023.01.24 | 0.00 | 2023.01.24 | 451.21    | 451.21      | 0.00 | 451.21    |
| O4   | 2023.01.24     | 232        | 1   | 1 | 1 | 0 | 1402 | 11 | - | 4,387.70  | 0.00 | 2023.01.24 | 0.00 | 2023.01.24 | 4,387.70  | 4,387.70    | 0.00 | 4,387.70  |
| O5   | 2023.01.24     | 232        | 1   | 1 | 1 | 0 | 1402 | 11 | - | 2,816.58  | 0.00 | 2023.01.24 | 0.00 | 2023.01.24 | 2,816.58  | 2,816.58    | 0.00 | 2,816.58  |
| O6   | 2023.01.24     | 232        | 1   | 1 | 1 | 0 | 1402 | 11 | - | 1,314.88  | 0.00 | 2023.01.24 | 0.00 | 2023.01.24 | 1,314.88  | 1,314.88    | 0.00 | 1,314.88  |
| O7   | 2023.01.24     | 232        | 1   | 1 | 1 | 0 | 1402 | 11 | - | 1,314.88  | 0.00 | 2023.01.24 | 0.00 | 2023.01.24 | 1,314.88  | 1,314.88    | 0.00 | 1,314.88  |
| O90  | 2022.12.15     | 232        | 1   | 1 | 1 | 0 | 1402 | 11 | - | 750.00    | 0.00 | 2022.12.15 | 0.00 | 2022.12.15 | 750.00    | 750.00      | 0.00 | 750.00    |
| O91  | 2022.12.15     | 232        | 1   | 1 | 1 | 0 | 1402 | 11 | - | 750.00    | 0.00 | 2022.12.15 | 0.00 | 2022.12.15 | 750.00    | 750.00      | 0.00 | 750.00    |
| O92  | 2022.12.15     | 232        | 1   | 1 | 1 | 0 | 1402 | 11 | - | 750.00    | 0.00 | 2022.12.15 | 0.00 | 2022.12.15 | 750.00    | 750.00      | 0.00 | 750.00    |
| JAN 57                                       | 2022.12.31     | 232        | 1   | 1 | 1 | 0 | 1402 | 11 | - | 2,744.26  | 0.00 | 2022.12.31 | 0.00 | 2022.12.31 | 2,744.26  | 2,744.26    | 0.00 | 2,744.26  |
| Dialog Broadband Networks                    | JAN 58         | 2022.12.31 | 232 | 1 | 1 | 0 | 1402 | 11 | - | 27,923.00 | 0.00 | 2022.12.31 | 0.00 | 2022.12.31 | 27,923.00 | 27,923.00   | 0.00 | 27,923.00 |
| Supintendent of Prisons-Matara               | JAN 58         | 2022.11.30 | 232 | 1 | 1 | 0 | 1402 | 11 | - | 750.00    | 0.00 | 2022.11.30 | 0.00 | 2022.11.30 | 750.00    | 750.00      | 0.00 | 750.00    |
| Supintendent of Prisons-Matara               | JAN 59         | 2022.12.30 | 232 | 1 | 1 | 0 | 1402 | 11 | - | 750.00    | 0.00 | 2022.12.30 | 0.00 | 2022.12.30 | 750.00    | 750.00      | 0.00 | 750.00    |
| Supintendent of Prisons-Matara               | -              | 2022.12.23 | 232 | 1 | 1 | 0 | 1402 | 11 | - | 1,999.23  | 0.00 | 2022.12.23 | 0.00 | 2022.12.23 | 1,999.23  | 1,999.23    | 0.00 | 1,999.23  |
| Dialog Broadband Networks                    | -              | 2022.12.23 | 232 | 1 | 1 | 0 | 1402 | 11 | - | 8,691.70  | 0.00 | 2022.12.23 | 0.00 | 2022.12.23 | 8,691.70  | 8,691.70    | 0.00 | 8,691.70  |
| Dialog Broadband Networks                    | -              | 2022.12.23 | 232 | 1 | 1 | 0 | 1402 | 11 | - | 10,463.80 | 0.00 | 2022.12.23 | 0.00 | 2022.12.23 | 10,463.80 | 10,463.80   | 0.00 | 10,463.80 |
| Supintendent of Prisons-Kuruvila             | 34/-402        | 2022.11.30 | 232 | 1 | 1 | 0 | 1402 | 11 | - | 10,463.80 | 0.00 | 2022.11.30 | 0.00 | 2022.11.30 | 10,463.80 | 10,463.80   | 0.00 | 10,463.80 |
| Supintendent of Prisons-Kuruvila             | 35/-402        | 2022.12.31 | 232 | 1 | 1 | 0 | 1402 | 11 | - | 750.00    | 0.00 | 2022.12.31 | 0.00 | 2022.12.31 | 750.00    | 750.00      | 0.00 | 750.00    |
| Dialog Broadband Networks                    | 22/-402/47     | 2022.09.30 | 232 | 1 | 1 | 0 | 1402 | 11 | - | 750.00    | 0.00 | 2022.09.30 | 0.00 | 2022.09.30 | 750.00    | 750.00      | 0.00 | 750.00    |
| Sri Lanka Telecom PLC                        | 25             | 2022.01.19 | 232 | 1 | 1 | 0 | 1402 | 11 | - | 9,742.28  | 0.00 | 2022.01.19 | 0.00 | 2022.01.19 | 9,742.28  | 9,742.28    | 0.00 | 9,742.28  |
| Sri Lanka Telecom PLC                        | 26             | 2022.01.19 | 232 | 1 | 1 | 0 | 1402 | 11 | - | 4,386.78  | 0.00 | 2022.01.19 | 0.00 | 2022.01.19 | 4,386.78  | 4,386.78    | 0.00 | 4,386.78  |
| Dialog Broadband Networks                    | 342            | 2022.01.19 | 232 | 1 | 1 | 0 | 1402 | 11 | - | 2,662.68  | 0.00 | 2022.01.19 | 0.00 | 2022.01.19 | 2,662.68  | 2,662.68    | 0.00 | 2,662.68  |
| Dialog Broadband Networks                    | 19             | 2022.01.19 | 232 | 1 | 1 | 0 | 1402 | 11 | - | 750.00    | 0.00 | 2022.01.19 | 0.00 | 2022.01.19 | 750.00    | 750.00      | 0.00 | 750.00    |
| Dialog Broadband Networks                    | 20             | 2022.01.19 | 232 | 1 | 1 | 0 | 1402 | 11 | - | 415.23    | 0.00 | 2022.01.19 | 0.00 | 2022.01.19 | 415.23    | 415.23      | 0.00 | 415.23    |
| Lanka Electricity Privat Company             | 21             | 2022.12.14 | 232 | 1 | 1 | 0 | 1402 | 11 | - | 24,400.16 | 0.00 | 2022.12.14 | 0.00 | 2022.12.14 | 24,400.16 | 24,400.16   | 0.00 | 24,400.16 |
| Lanka Electricity Privat Company             | 22             | 2022.01.19 | 232 | 1 | 1 | 0 | 1402 | 11 | - | 3,229.27  | 0.00 | 2022.01.19 | 0.00 | 2022.01.19 | 3,229.27  | 3,229.27    | 0.00 | 3,229.27  |
| Sri Lanka Telecom PLC                        | 1112           | 2022.12.31 | 232 | 1 | 1 | 0 | 1402 | 11 | - | 3,714.33  | 0.00 | 2022.12.31 | 0.00 | 2022.12.31 | 3,714.33  | 3,714.33    | 0.00 | 3,714.33  |
| Sri Lanka Telecom PLC                        | 1113           | 2022.12.31 | 232 | 1 | 1 | 0 | 1402 | 11 | - | 3,816.54  | 0.00 | 2022.12.31 | 0.00 | 2022.12.31 | 3,816.54  | 3,816.54    | 0.00 | 3,816.54  |
| Sri Lanka Telecom PLC                        | 1115           | 2022.09.20 | 232 | 1 | 1 | 0 | 1402 | 11 | - | 574.40    | 0.00 | 2022.09.20 | 0.00 | 2022.09.20 | 574.40    | 574.40      | 0.00 | 574.40    |
| Dialog Broadband Networks                    | 1114           | 2022.12.31 | 232 | 1 | 1 | 0 | 1402 | 11 | - | 1,493.10  | 0.00 | 2022.12.31 | 0.00 | 2022.12.31 | 1,493.10  | 1,493.10    | 0.00 | 1,493.10  |
| Sri Lanka Telecom PLC                        | -              | 2022.12.31 | 232 | 1 | 1 | 0 | 1402 | 11 | - | 9,796.73  | 0.00 | 2022.12.31 | 0.00 | 2022.12.31 | 9,796.73  | 9,796.73    | 0.00 | 9,796.73  |
| Sri Lanka Telecom PLC                        | -              | 2022.12.31 | 232 | 1 | 1 | 0 | 1402 | 11 | - | 7,458.96  | 0.00 | 2022.12.31 | 0.00 | 2022.12.31 | 7,458.96  | 7,458.96    | 0.00 | 7,458.96  |
| Sri Lanka Telecom PLC                        | 239/222        | 2022.12.07 | 232 | 1 | 1 | 0 | 1402 | 11 | - | 4,645.13  | 0.00 | 2022.12.07 | 0.00 | 2022.12.07 | 4,645.13  | 4,645.13    | 0.00 | 4,645.13  |
| Sri Lanka Telecom PLC                        | 238/222        | 2022.12.07 | 232 | 1 | 1 | 0 | 1402 | 11 | - | 653.95    | 0.00 | 2022.12.07 | 0.00 | 2022.12.07 | 653.95    | 653.95      | 0.00 | 653.95    |
| Sri Lanka Telecom PLC                        | 2022-758       | 2022.12.31 | 232 | 1 | 1 | 0 | 1402 | 11 | - | 1,035.64  | 0.00 | 2022.12.31 | 0.00 | 2022.12.31 | 1,035.64  | 1,035.64    | 0.00 | 1,035.64  |
| Sri Lanka Telecom PLC                        | 2022-759       | 2022.12.31 | 232 | 1 | 1 | 0 | 1402 | 11 | - | 829.07    | 0.00 | 2022.12.31 | 0.00 | 2022.12.31 | 829.07    | 829.07      | 0.00 | 829.07    |
| Assistant Superintendent of Prisons- Wauwela | 2022-772       | 2022.12.31 | 232 | 1 | 1 | 0 | 1402 | 11 | - | 4,944.41  | 0.00 | 2022.12.31 | 0.00 | 2022.12.31 | 4,944.41  | 4,944.41    | 0.00 | 4,944.41  |
| Dialog Broadband Networks                    | 2022-766       | 2022.12.31 | 232 | 1 | 1 | 0 | 1402 | 11 | - | 750.00    | 0.00 | 2022.12.31 | 0.00 | 2022.12.31 | 750.00    | 750.00      | 0.00 | 750.00    |
| Dialog Broadband Networks                    | 2022-767       | 2022.12.31 | 232 | 1 | 1 | 0 | 1402 | 11 | - | 20,155.11 | 0.00 | 2022.12.31 | 0.00 | 2022.12.31 | 20,155.11 | 20,155.11   | 0.00 | 20,155.11 |
| Dialog Broadband Networks                    | 2022-768       | 2022.12.31 | 232 | 1 | 1 | 0 | 1402 | 11 | - | 14,828.82 | 0.00 | 2022.12.31 | 0.00 | 2022.12.31 | 14,828.82 | 14,828.82   | 0.00 | 14,828.82 |
| Dialog Broadband Networks                    | 2022-769       | 2022.12.31 | 232 | 1 | 1 | 0 | 1402 | 11 | - | 13,924.63 | 0.00 | 2022.12.31 | 0.00 | 2022.12.31 | 13,924.63 | 13,924.63   | 0.00 | 13,924.63 |
| Dialog Broadband Networks                    | 2022-770       | 2022.12.31 | 232 | 1 | 1 | 0 | 1402 | 11 | - | 16,829.75 | 0.00 | 2022.12.31 | 0.00 | 2022.12.31 | 16,829.75 | 16,829.75</ |      |           |



| 2022-771                  | 2022.12.31 | 232 | 1 | 1 | 0 | 1402 | 11 | - | 16,937.72     | 0.00 | 2022.12.31 | 16,937.72     | 16,937.72     | 0.00 | 16,937.72     |
|---------------------------|------------|-----|---|---|---|------|----|---|---------------|------|------------|---------------|---------------|------|---------------|
| Dialog Broadband Networks | 2022.12.31 | 232 | 1 | 1 | 0 | 1402 | 11 | - | 1,142.55      | 0.00 | 2022.12.31 | 1,142.55      | 1,142.55      | 0.00 | 1,142.55      |
| Sri Lanka Telecom PLC     | 2022.12.31 | 232 | 1 | 1 | 0 | 1402 | 11 | - | 4,076.87      | 0.00 | 2022.12.31 | 4,076.87      | 4,076.87      | 0.00 | 4,076.87      |
| Dialog Broadband Networks | 2022.12.31 | 232 | 1 | 1 | 0 | 1402 | 11 | - | 1,567.65      | 0.00 | 2022.12.31 | 1,567.65      | 1,567.65      | 0.00 | 1,567.65      |
| Dialog Broadband Networks | 2022.12.31 | 232 | 1 | 1 | 0 | 1402 | 11 | - | 1,309.79      | 0.00 | 2022.12.31 | 1,309.79      | 1,309.79      | 0.00 | 1,309.79      |
| Dialog Broadband Networks | 2022.12.31 | 232 | 1 | 1 | 0 | 1402 | 11 | - | 1,495.92      | 0.00 | 2022.12.31 | 1,495.92      | 1,495.92      | 0.00 | 1,495.92      |
| Dialog Broadband Networks | 2022.12.31 | 232 | 1 | 1 | 0 | 1402 | 11 | - | 1,160.80      | 0.00 | 2022.12.31 | 1,160.80      | 1,160.80      | 0.00 | 1,160.80      |
| Dialog Broadband Networks | 2022.12.31 | 232 | 1 | 1 | 0 | 1402 | 11 | - | 1,027.91      | 0.00 | 2022.12.31 | 1,027.91      | 1,027.91      | 0.00 | 1,027.91      |
| Dialog Broadband Networks | 2022.12.31 | 232 | 1 | 1 | 0 | 1402 | 11 | - | 2,206.89      | 0.00 | 2022.12.31 | 2,206.89      | 2,206.89      | 0.00 | 2,206.89      |
| Dialog Broadband Networks | 2022.12.31 | 232 | 1 | 1 | 0 | 1402 | 11 | - | 1,072.13      | 0.00 | 2022.12.31 | 1,072.13      | 1,072.13      | 0.00 | 1,072.13      |
| Dialog Broadband Networks | 2022.12.31 | 232 | 1 | 1 | 0 | 1402 | 11 | - | 1,648.79      | 0.00 | 2022.12.31 | 1,648.79      | 1,648.79      | 0.00 | 1,648.79      |
| Dialog Broadband Networks | 2022.12.31 | 232 | 1 | 1 | 0 | 1402 | 11 | - | 2,098.96      | 0.00 | 2022.12.31 | 2,098.96      | 2,098.96      | 0.00 | 2,098.96      |
| Dialog Broadband Networks | 2022.12.31 | 232 | 1 | 1 | 0 | 1402 | 11 | - | 1,925.20      | 0.00 | 2022.12.31 | 1,925.20      | 1,925.20      | 0.00 | 1,925.20      |
| Dialog Broadband Networks | 2022.12.31 | 232 | 1 | 1 | 0 | 1402 | 11 | - | 1,742.51      | 0.00 | 2022.12.31 | 1,742.51      | 1,742.51      | 0.00 | 1,742.51      |
| Dialog Broadband Networks | 2022.12.31 | 232 | 1 | 1 | 0 | 1402 | 11 | - | 881.58        | 0.00 | 2022.12.31 | 881.58        | 881.58        | 0.00 | 881.58        |
| Dialog Broadband Networks | 2022.12.31 | 232 | 1 | 1 | 0 | 1402 | 11 | - | 1,072.13      | 0.00 | 2022.12.31 | 1,072.13      | 1,072.13      | 0.00 | 1,072.13      |
| Dialog Broadband Networks | 2022.12.31 | 232 | 1 | 1 | 0 | 1402 | 11 | - | 610.03        | 0.00 | 2022.12.31 | 610.03        | 610.03        | 0.00 | 610.03        |
| Dialog Broadband Networks | 2022.12.31 | 232 | 1 | 1 | 0 | 1402 | 11 | - | 1,416.64      | 0.00 | 2022.12.31 | 1,416.64      | 1,416.64      | 0.00 | 1,416.64      |
| Dialog Broadband Networks | 2022.12.31 | 232 | 1 | 1 | 0 | 1402 | 11 | - | 688.42        | 0.00 | 2022.12.31 | 688.42        | 688.42        | 0.00 | 688.42        |
| Dialog Broadband Networks | 2022.12.31 | 232 | 1 | 1 | 0 | 1402 | 11 | - | 824.31        | 0.00 | 2022.12.31 | 824.31        | 824.31        | 0.00 | 824.31        |
| Dialog Broadband Networks | 2022.12.31 | 232 | 1 | 1 | 0 | 1402 | 11 | - | 30,363.25     | 0.00 | 2022.12.31 | 30,363.25     | 30,363.25     | 0.00 | 30,363.25     |
| Dialog Broadband Networks | 2022.12.31 | 232 | 1 | 1 | 0 | 1402 | 11 | - | 12,054.74     | 0.00 | 2022.12.31 | 12,054.74     | 12,054.74     | 0.00 | 12,054.74     |
| Dialog Broadband Networks | 2022.12.31 | 232 | 1 | 1 | 0 | 1402 | 11 | - | 10,178.76     | 0.00 | 2022.12.31 | 10,178.76     | 10,178.76     | 0.00 | 10,178.76     |
| Dialog Broadband Networks | 2022.12.31 | 232 | 1 | 1 | 0 | 1402 | 11 | - | 9,099.70      | 0.00 | 2022.12.31 | 9,099.70      | 9,099.70      | 0.00 | 9,099.70      |
| Dialog Broadband Networks | 2022.12.31 | 232 | 1 | 1 | 0 | 1402 | 11 | - | 750.00        | 0.00 | 2022.12.31 | 750.00        | 750.00        | 0.00 | 750.00        |
| Dialog Broadband Networks | 2022.12.31 | 232 | 1 | 1 | 0 | 1402 | 11 | - | 3,829.10      | 0.00 | 2022.12.31 | 3,829.10      | 3,829.10      | 0.00 | 3,829.10      |
| Dialog Broadband Networks | 2022.12.31 | 232 | 1 | 1 | 0 | 1402 | 11 | - | 479.93        | 0.00 | 2022.12.31 | 479.93        | 479.93        | 0.00 | 479.93        |
| Dialog Broadband Networks | 2022.12.31 | 232 | 1 | 1 | 0 | 1402 | 11 | - | 3,705.86      | 0.00 | 2022.12.31 | 3,705.86      | 3,705.86      | 0.00 | 3,705.86      |
| Dialog Broadband Networks | 2022.12.31 | 232 | 1 | 1 | 0 | 1402 | 11 | - | 3,149.54      | 0.00 | 2022.12.31 | 3,149.54      | 3,149.54      | 0.00 | 3,149.54      |
| Dialog Broadband Networks | 2022.12.31 | 232 | 1 | 1 | 0 | 1402 | 11 | - | 4,891.66      | 0.00 | 2022.12.31 | 4,891.66      | 4,891.66      | 0.00 | 4,891.66      |
| Dialog Broadband Networks | 2022.12.31 | 232 | 1 | 1 | 0 | 1402 | 11 | - | 4,867.47      | 0.00 | 2022.12.31 | 4,867.47      | 4,867.47      | 0.00 | 4,867.47      |
| Dialog Broadband Networks | 2022.12.31 | 232 | 1 | 1 | 0 | 1402 | 11 | - | 1,303.10      | 0.00 | 2022.12.31 | 1,303.10      | 1,303.10      | 0.00 | 1,303.10      |
| Dialog Broadband Networks | 2022.12.31 | 232 | 1 | 1 | 0 | 1402 | 11 | - | 2,857.43      | 0.00 | 2022.12.31 | 2,857.43      | 2,857.43      | 0.00 | 2,857.43      |
| Dialog Broadband Networks | 2022.12.31 | 232 | 1 | 1 | 0 | 1402 | 11 | - | 2,820.13      | 0.00 | 2022.12.31 | 2,820.13      | 2,820.13      | 0.00 | 2,820.13      |
| Dialog Broadband Networks | 2022.12.31 | 232 | 1 | 1 | 0 | 1402 | 11 | - | 8,253.68      | 0.00 | 2022.12.31 | 8,253.68      | 8,253.68      | 0.00 | 8,253.68      |
| Dialog Broadband Networks | 2022.12.31 | 232 | 1 | 1 | 0 | 1402 | 11 | - | 508,588.74    | 0.00 | 2022.12.31 | 508,588.74    | 508,588.74    | 0.00 | 508,588.74    |
| Dialog Broadband Networks | 2022.12.31 | 232 | 1 | 1 | 0 | 1402 | 11 | - | 1,161,180.14  | 0.00 | 2022.12.31 | 1,161,180.14  | 1,161,180.14  | 0.00 | 1,161,180.14  |
| Dialog Broadband Networks | 2022.12.31 | 232 | 1 | 1 | 0 | 1402 | 11 | - | 31,200.00     | 0.00 | 2022.12.31 | 31,200.00     | 31,200.00     | 0.00 | 31,200.00     |
| Dialog Broadband Networks | 2022.12.31 | 232 | 1 | 1 | 0 | 1402 | 11 | - | 33,200.00     | 0.00 | 2022.12.31 | 33,200.00     | 33,200.00     | 0.00 | 33,200.00     |
| Dialog Broadband Networks | 2022.12.31 | 232 | 1 | 1 | 0 | 1402 | 11 | - | 813,755.00    | 0.00 | 2022.12.31 | 813,755.00    | 813,755.00    | 0.00 | 813,755.00    |
| Dialog Broadband Networks | 2022.12.31 | 232 | 1 | 1 | 0 | 1402 | 11 | - | 10,395.00     | 0.00 | 2022.12.31 | 10,395.00     | 10,395.00     | 0.00 | 10,395.00     |
| Dialog Broadband Networks | 2022.12.31 | 232 | 1 | 1 | 0 | 1402 | 11 | - | 66,000.00     | 0.00 | 2022.12.31 | 66,000.00     | 66,000.00     | 0.00 | 66,000.00     |
| Dialog Broadband Networks | 2022.12.31 | 232 | 1 | 1 | 0 | 1402 | 11 | - | 208,115.50    | 0.00 | 2022.12.31 | 208,115.50    | 208,115.50    | 0.00 | 208,115.50    |
| Dialog Broadband Networks | 2022.12.31 | 232 | 1 | 1 | 0 | 1402 | 11 | - | 71,000.00     | 0.00 | 2022.12.31 | 71,000.00     | 71,000.00     | 0.00 | 71,000.00     |
| Dialog Broadband Networks | 2022.12.31 | 232 | 1 | 1 | 0 | 1402 | 11 | - | 82,670.00     | 0.00 | 2022.12.31 | 82,670.00     | 82,670.00     | 0.00 | 82,670.00     |
| Dialog Broadband Networks | 2022.12.31 | 232 | 1 | 1 | 0 | 1402 | 11 | - | 62,000.00     | 0.00 | 2022.12.31 | 62,000.00     | 62,000.00     | 0.00 | 62,000.00     |
| Dialog Broadband Networks | 2022.12.31 | 232 | 1 | 1 | 0 | 1402 | 11 | - | 66,125.00     | 0.00 | 2022.12.31 | 66,125.00     | 66,125.00     | 0.00 | 66,125.00     |
| Dialog Broadband Networks | 2022.12.31 | 232 | 1 | 1 | 0 | 1402 | 11 | - | 440,000.00    | 0.00 | 2022.12.31 | 440,000.00    | 440,000.00    | 0.00 | 440,000.00    |
| Dialog Broadband Networks | 2022.12.31 | 232 | 1 | 1 | 0 | 1402 | 11 | - | 16,909,823.53 | 0.00 | 2022.12.31 | 16,909,823.53 | 16,909,823.53 | 0.00 | 16,909,823.53 |
| Dialog Broadband Networks | 2022.12.31 | 232 | 1 | 1 | 0 | 1402 | 11 | - | 99,300.00     | 0.00 | 2022.12.31 | 99,300.00     | 99,300.00     | 0.00 | 99,300.00     |
| Dialog Broadband Networks | 2022.12.31 | 232 | 1 | 1 | 0 | 1402 | 11 | - | 113,600.00    | 0.00 | 2022.12.31 | 113,600.00    | 113,600.00    | 0.00 | 113,600.00    |
| Dialog Broadband Networks | 2022.12.31 | 232 | 1 | 1 | 0 | 1402 | 11 | - | 50,500.00     | 0.00 | 2022.12.31 | 50,500.00     | 50,500.00     | 0.00 | 50,500.00     |
| Dialog Broadband Networks | 2022.12.31 | 232 | 1 | 1 | 0 | 1402 | 11 | - | 146,870.00    | 0.00 | 2022.12.31 | 146,870.00    | 146,870.00    | 0.00 | 146,870.00    |
| Dialog Broadband Networks | 2022.12.31 | 232 | 1 | 1 | 0 | 1402 | 11 | - | 16,163.07     | 0.00 | 2022.12.31 | 16,163.07     | 16,163.07     | 0.00 | 16,163.07     |
| Dialog Broadband Networks | 2022.12.31 | 232 | 1 | 1 | 0 | 1402 | 11 | - | 130,582.50    | 0.00 | 2022.12.31 | 130,582.50    | 130,582.50    | 0.00 | 130,582.50    |
| Dialog Broadband Networks | 2022.12.31 | 232 | 1 | 1 | 0 | 1402 | 11 | - | 10,781.25     | 0.00 | 2022.12.31 | 10,781.25     | 10,781.25     | 0.00 | 10,781.25     |
| Dialog Broadband Networks | 2022.12.31 | 232 | 1 | 1 | 0 | 1402 | 11 | - | 31,050.00     | 0.00 | 2022.12.31 | 31,050.00     | 31,050.00     | 0.00 | 31,050.00     |
| Dialog Broadband Networks | 2022.12.31 | 232 | 1 | 1 | 0 | 1402 | 11 | - | 10,781.25     | 0.00 | 2022.12.31 | 10,781.25     | 10,781.25     | 0.00 | 10,781.25     |
| Dialog Broadband Networks | 2022.12.31 | 232 | 1 | 1 | 0 | 1402 | 11 | - | 34,212.50     | 0.00 | 2022.12.31 | 34,212.50     | 34,212.50     | 0.00 | 34,212.50     |
| Dialog Broadband Networks | 2022.12.31 | 232 | 1 | 1 | 0 | 1402 | 11 | - | 107,611.25    | 0.00 | 2022.12.31 | 107,611.25    | 107,611.25    | 0.00 | 107,611.25    |
| Dialog Broadband Networks | 2022.12.31 | 232 | 1 | 1 | 0 | 1402 | 11 | - | 52,954.05     | 0.00 | 2022.12.31 | 52,954.05     | 52,954.05     | 0.00 | 52,954.05     |
| Dialog Broadband Networks | 2022.12.31 | 232 | 1 | 1 | 0 | 1402 | 11 | - | 75,463.00     | 0.00 | 2022.12.31 | 75,463.00     | 75,463.00     | 0.00 | 75,463.00     |
| Dialog Broadband Networks | 2022.12.31 | 232 | 1 | 1 | 0 | 1402 | 11 | - | 22,827.50     | 0.00 | 2022.12.31 | 22,827.50     | 22,827.50     | 0.00 | 22,827.50     |
| Dialog Broadband Networks | 2022.12.31 | 232 | 1 | 1 | 0 | 1402 | 11 | - | 46,287.50     | 0.00 | 2022.12.31 | 46,287.50     | 46,287.50     | 0.00 | 46,287.50     |



|                               |          |            |     |   |   |   |      |    |   |                       |             |            |                       |             |                       |
|-------------------------------|----------|------------|-----|---|---|---|------|----|---|-----------------------|-------------|------------|-----------------------|-------------|-----------------------|
| Romax Hardware Center         | -        | 2022.12.31 | 110 | 1 | 7 | 2 | 2509 | 11 | - | 10,781.25             | 0.00        | 2022.12.31 | 10,781.25             | 0.00        | 10,781.25             |
| Ancheniva Cement and Hardware | D1:45    | 2022.12.31 | 110 | 1 | 7 | 2 | 2509 | 11 | - | 348,260.00            | 0.00        | 2022.12.31 | 348,260.00            | 0.00        | 348,260.00            |
| Green Axis Hardware           | 264/22   | 2022.12.30 | 110 | 1 | 7 | 2 | 2509 | 11 | - | 1,028,630.00          | 0.00        | 2022.12.30 | 1,028,630.00          | 0.00        | 1,028,630.00          |
| Green Axis Hardware           | 265/22   | 2022.12.30 | 110 | 1 | 7 | 2 | 2509 | 11 | - | 980,000.00            | 0.00        | 2022.12.30 | 980,000.00            | 0.00        | 980,000.00            |
| Pasiriku Timber Shop          | 2022-745 | 2022.12.31 | 110 | 1 | 7 | 2 | 2509 | 11 | - | 1,800.00              | 0.00        | 2022.12.31 | 1,800.00              | 0.00        | 1,800.00              |
| Jeyarathna Hardware           | 2022-746 | 2022.12.31 | 110 | 1 | 7 | 2 | 2509 | 11 | - | 94,575.00             | 0.00        | 2022.12.31 | 94,575.00             | 0.00        | 94,575.00             |
| Jeyarathna Hardware           | 2022-740 | 2022.12.30 | 110 | 1 | 7 | 2 | 2509 | 11 | - | 115,320.00            | 0.00        | 2022.12.30 | 115,320.00            | 0.00        | 115,320.00            |
| U.S.L Hardware                | v80      | 2022.12.31 | 110 | 1 | 7 | 2 | 2509 | 11 | - | 221,640.00            | 0.00        | 2022.12.31 | 221,640.00            | 0.00        | 221,640.00            |
| <b>Total</b>                  |          |            |     |   |   |   |      |    |   | <b>605,672,272.45</b> | <b>0.00</b> |            | <b>605,672,272.45</b> | <b>0.00</b> | <b>605,672,272.45</b> |
| <b>Grand Total</b>            |          |            |     |   |   |   |      |    |   | <b>615,907,267.40</b> | <b>0.00</b> |            | <b>615,907,267.40</b> | <b>0.00</b> | <b>615,907,267.40</b> |

\*Nature of payments/Liabilities should be recognized separately as follows

1. Ministries/Government Departments
2. State Corporations/Statutory Boards
3. Private Parties

Liabilities are transactions of which payments have not been made to the relevant parties, although goods, services or assets and services pertaining to construction contracts have been received during the respective accounting year.

Commitments are contracts or written agreements which have been entered in to with the external parties in order to obtain goods and services during the respective accounting year, although the relevant assets or services have not been received.

  
**R.M.N.K.K. Abeyrathna**  
 Commissioner of Prisons (Finance)  
 Prison Headquarters  
 Colombo - 09.

Chief Financial Officer /Chief Accountant/Director (Finance)  
 Commissioner (Finance)  
 Date : 23/09/2023



### Statement of Liabilities - (i)

#### Statement of Commitments in terms of FR 94 (2) and (3)

Name of Ministry / Department / District Secretariat : Department Of Prisons  
Expenditure Head No. : 232  
Programme No. & Title : 01 Operational Activities

| Name of the Person/Institution             | Description of Commitments | Project | Sub Project | Object Code | Financing Code | Maximum Commitment Ceiling In terms of FR 94(2) Provisions (Rs.) | Total Cost Estimate In terms of FR 94(3) (Rs.) | Commitment & Liability Amount (Rs.) |
|--|----------------------------|---------|-------------|-------------|----------------|--|--|-------------------------------------|
| <b>1. Ministries/Government Department</b> |                            |         |             |             |                |  |  |                                     |
| Department of Prisons (Industries)         | Industrial Bill            | 1       | 0           | 1201        | 11             | -  | -  | 85,753.00                           |
| Department of Prisons (Industries)         | Industrial Bill            | 1       | 0           | 1201        | 11             | -  | -  | 5,100.00                            |
| Department of Prisons (Industries)         | Industrial Bill            | 1       | 0           | 1201        | 11             | -  | -  | 8,170.00                            |
| Department of Prisons (Industries)         | Industrial Bill            | 1       | 0           | 1202        | 11             | -  | -  | 11,475.00                           |
| Department of Prisons (Industries)         | Industrial Bill            | 1       | 0           | 1202        | 11             | -  | -  | 42,605.22                           |
| Department of Prisons (Industries)         | Industrial Bill            | 1       | 0           | 1203        | 11             | -  | -  | 369,066.75                          |
| Department of Prisons (Industries)         | Industrial Bill            | 1       | 0           | 1203        | 11             | -  | -  | 64,612.50                           |
| Department of Prisons (Industries)         | Industrial Bill            | 1       | 0           | 1203        | 11             | -  | -  | 623,907.00                          |
| Department of Prisons (Industries)         | Industrial Bill            | 1       | 0           | 1203        | 11             | -  | -  | 641,103.50                          |
| Department of Prisons (Industries)         | Industrial Bill            | 1       | 0           | 1203        | 11             | -  | -  | 419,168.25                          |
| Department of Prisons (Industries)         | Industrial Bill            | 1       | 0           | 1203        | 11             | -  | -  | 27,180.00                           |
| Department of Prisons (Industries)         | Industrial Bill            | 1       | 0           | 1203        | 11             | -  | -  | 8,085.00                            |
| Department of Prisons (Industries)         | Industrial Bill            | 1       | 0           | 1203        | 11             | -  | -  | 24,990.00                           |
| Department of Prisons (Industries)         | Industrial Bill            | 1       | 0           | 1203        | 11             | -  | -  | 505,975.00                          |
| Department of Prisons (Industries)         | Industrial Bill            | 1       | 0           | 1203        | 11             | -  | -  | 215,750.00                          |
| Department of Prisons (Industries)         | Industrial Bill            | 1       | 0           | 1203        | 11             | -  | -  | 54,220.00                           |
| Department of Prisons (Industries)         | Industrial Bill            | 1       | 0           | 1203        | 11             | -  | -  | 28,425.00                           |
| Department of Prisons (Industries)         | Industrial Bill            | 1       | 0           | 1203        | 11             | -  | -  | 12,495.00                           |



|                                    |                            |   |   |      |    |   |   |              |
|------------------------------------|----------------------------|---|---|------|----|---|---|--------------|
| Department of Prisons (Industries) | Industrial Bill            | 1 | 0 | 1203 | 11 | - | - | 19,785.00    |
| Department of Prisons (Industries) | Industrial Bill            | 1 | 0 | 1203 | 11 | - | - | 59,885.00    |
| Department of Prisons (Industries) | Industrial Bill            | 1 | 0 | 1203 | 11 | - | - | 29,145.00    |
| Department of Prisons (Industries) | Industrial Bill            | 1 | 0 | 1203 | 11 | - | - | 5,880.00     |
| Department of Prisons (Industries) | Industrial Bill            | 1 | 0 | 1203 | 11 | - | - | 16,758.00    |
| Department of Prisons (Industries) | Industrial Bill            | 1 | 0 | 1203 | 11 | - | - | 5,292.00     |
| Department of Prisons (Industries) | Vegetable Supplies         | 1 | 0 | 1203 | 11 | - | - | 3,809.72     |
| Department of Prisons (Industries) | Vegetable Supplies         | 1 | 0 | 1203 | 11 | - | - | 179,658.80   |
| Department of Prisons (Industries) | Vegetable Supplies         | 1 | 0 | 1203 | 11 | - | - | 154,163.04   |
| Department of Prisons (Industries) | Row Food Supplies          | 1 | 0 | 1203 | 11 | - | - | 43,287.10    |
| Department of Prisons (Industries) | Row Food Supplies          | 1 | 0 | 1203 | 11 | - | - | 121,142.70   |
| Department of Prisons (Industries) | Row Food Supplies          | 1 | 0 | 1203 | 11 | - | - | 123,871.20   |
| Department of Prisons (Industries) | Row Food Supplies          | 1 | 0 | 1203 | 11 | - | - | 129,861.30   |
| Department of Prisons (Industries) | Row Food Supplies          | 1 | 0 | 1203 | 11 | - | - | 358,764.12   |
| Department of Prisons (Industries) | Row Food Supplies          | 1 | 0 | 1203 | 11 | - | - | 11,060.10    |
| Department of Prisons (Industries) | Industrial Bill            | 1 | 0 | 1203 | 11 | - | - | 22,067.64    |
| Department of Prisons (Industries) | Industrial Bill            | 1 | 0 | 1203 | 11 | - | - | 150,964.43   |
| Department of Prisons (Industries) | Industrial Bill            | 1 | 0 | 1203 | 11 | - | - | 60,939.12    |
| Department of Prisons (Industries) | Industrial Bill            | 1 | 0 | 1203 | 11 | - | - | 43,848.89    |
| Department of Prisons (Industries) | Industrial Bill            | 1 | 0 | 1203 | 11 | - | - | 52,312.37    |
| Department of Prisons (Industries) | Vegetable Supplies         | 1 | 0 | 1203 | 11 | - | - | 559,248.46   |
| Department of Prisons (Industries) | Vegetable Supplies         | 1 | 0 | 1203 | 11 | - | - | 1,209,762.84 |
| Department of Prisons (Industries) | Vegetable Supplies         | 1 | 0 | 1203 | 11 | - | - | 221,573.20   |
| Department of Prisons (Industries) | Vegetable Supplies         | 1 | 0 | 1203 | 11 | - | - | 234,639.16   |
| Department of Prisons (Industries) | Vegetable Supplies         | 1 | 0 | 1203 | 11 | - | - | 212,915.28   |
| Department of Prisons (Industries) | Vegetable Supplies         | 1 | 0 | 1203 | 11 | - | - | 140,742.22   |
| Department of Prisons (Industries) | Supply Bread for Prisoners | 1 | 0 | 1203 | 11 | - | - | 915,250.00   |
| Department of Prisons (Industries) | Supply Bread for Prisoners | 1 | 0 | 1203 | 11 | - | - | 334,000.00   |
| Department of Prisons (Industries) | Vegetable Supplies         | 1 | 0 | 1203 | 11 | - | - | 138,984.84   |
| Department of Prisons (Industries) | Bread Supply for Prisoners | 1 | 0 | 1203 | 11 | - | - | 622,837.28   |
| Department of Prisons (Industries) | Meat Supply Bills          | 1 | 0 | 1203 | 11 | - | - | 203,325.74   |
| Department of Prisons (Industries) | Vegetable Supplies         | 1 | 0 | 1203 | 11 | - | - | 378,872.62   |
| Department of Prisons (Industries) | Supply Bread for Prisoners | 1 | 0 | 1203 | 11 | - | - | 1,419,250.00 |
| Department of Prisons (Industries) | Vegetable Supplies         | 1 | 0 | 1203 | 11 | - | - | 6,511.89     |
| Department of Prisons (Industries) | Vegetable Supplies         | 1 | 0 | 1203 | 11 | - | - | 11,916.36    |
| Department of Prisons (Industries) | Vegetable Supplies         | 1 | 0 | 1203 | 11 | - | - | 18,673.48    |
| Department of Prisons (Industries) | Industrial Bill            | 1 | 0 | 1203 | 11 | - | - | 456,858.03   |



|                                    |                            |   |   |      |    |   |   |              |
|------------------------------------|----------------------------|---|---|------|----|---|---|--------------|
| Department of Prisons (Industries) | Industrial Bill            | 1 | 0 | 1203 | 11 | - | - | 698,871.61   |
| Department of Prisons (Industries) | Industrial Bill            | 1 | 0 | 1203 | 11 | - | - | 669,363.60   |
| Department of Prisons (Industries) | Industrial Bill            | 1 | 0 | 1203 | 11 | - | - | 888,386.04   |
| Department of Prisons (Industries) | Industrial Bill            | 1 | 0 | 1203 | 11 | - | - | 1,129,846.76 |
| Department of Prisons (Industries) | Industrial Bill            | 1 | 0 | 1203 | 11 | - | - | 9,581.89     |
| Department of Prisons (Industries) | Industrial Bill            | 1 | 0 | 1203 | 11 | - | - | 15,282.53    |
| Department of Prisons (Industries) | Industrial Bill            | 1 | 0 | 1203 | 11 | - | - | 16,454.53    |
| Department of Prisons (Industries) | Row Food Supplies          | 1 | 0 | 1203 | 11 | - | - | 25,812.77    |
| Department of Prisons (Industries) | Row Food Supplies          | 1 | 0 | 1203 | 11 | - | - | 16,272.34    |
| Department of Prisons (Industries) | Row Food Supplies          | 1 | 0 | 1203 | 11 | - | - | 17,579.01    |
| Department of Prisons (Industries) | Row Food Supplies          | 1 | 0 | 1203 | 11 | - | - | 69,773.80    |
| Department of Prisons (Industries) | Rice Supplies              | 1 | 0 | 1203 | 11 | - | - | 98,595.00    |
| Department of Prisons (Industries) | Row Food Supplies          | 1 | 0 | 1203 | 11 | - | - | 5,709.28     |
| Department of Prisons (Industries) | Row Food Supplies          | 1 | 0 | 1203 | 11 | - | - | 2,424.35     |
| Department of Prisons (Industries) | Row Food Supplies          | 1 | 0 | 1203 | 11 | - | - | 25,601.19    |
| Department of Prisons (Industries) | Row Food Supplies          | 1 | 0 | 1203 | 11 | - | - | 2,035.49     |
| Department of Prisons (Industries) | Row Food Supplies          | 1 | 0 | 1203 | 11 | - | - | 1,065.49     |
| Department of Prisons (Industries) | Supply Bread for Prisoners | 1 | 0 | 1203 | 11 | - | - | 337,480.00   |
| Department of Prisons (Industries) | Row Food Supplies          | 1 | 0 | 1203 | 11 | - | - | 520,337.52   |
| Department of Prisons (Industries) | Row Food Supplies          | 1 | 0 | 1203 | 11 | - | - | 1,061,912.15 |
| Department of Prisons (Industries) | Supply Bread for Prisoners | 1 | 0 | 1203 | 11 | - | - | 73,450.00    |
| Department of Prisons (Industries) | Row Food Supplies          | 1 | 0 | 1203 | 11 | - | - | 275,515.66   |
| Department of Prisons (Industries) | Row Food Supplies          | 1 | 0 | 1203 | 11 | - | - | 508,021.30   |
| Department of Prisons (Industries) | Row Food Supplies          | 1 | 0 | 1203 | 11 | - | - | 1,295,343.52 |
| Department of Prisons (Industries) | Industrial Bill            | 1 | 0 | 1203 | 11 | - | - | 143,265.74   |
| Department of Prisons (Industries) | Industrial Bill            | 1 | 0 | 1203 | 11 | - | - | 74,934.30    |
| Department of Prisons (Industries) | Vegitable Supplies         | 1 | 0 | 1203 | 11 | - | - | 32,384.76    |
| Department of Prisons (Industries) | Vegitable Supplies         | 1 | 0 | 1203 | 11 | - | - | 748,978.48   |
| Department of Prisons (Industries) | Vegitable Supplies         | 1 | 0 | 1203 | 11 | - | - | 264,740.67   |
| Department of Prisons (Industries) | Vegitable Supplies         | 1 | 0 | 1203 | 11 | - | - | 28,770.00    |
| Department of Prisons (Industries) | Vegitable Supplies         | 1 | 0 | 1203 | 11 | - | - | 524,093.46   |
| Department of Prisons (Industries) | Vegitable Supplies         | 1 | 0 | 1203 | 11 | - | - | 803,069.48   |
| Department of Prisons (Industries) | Vegitable Supplies         | 1 | 0 | 1203 | 11 | - | - | 121,980.81   |
| Department of Prisons (Industries) | Vegitable Supplies         | 1 | 0 | 1203 | 11 | - | - | 248,471.29   |
| Department of Prisons (Industries) | Vegitable Supplies         | 1 | 0 | 1203 | 11 | - | - | 274,941.64   |
| Department of Prisons (Industries) | Vegitable Supplies         | 1 | 0 | 1203 | 11 | - | - | 80,187.31    |
| Department of Prisons (Industries) | Vegitable Supplies         | 1 | 0 | 1203 | 11 | - | - | 220,521.25   |



|                                    |                            |   |   |      |    |   |   |            |
|------------------------------------|----------------------------|---|---|------|----|---|---|------------|
| Department of Prisons (Industries) | Vegitable Supplies         | 1 | 0 | 1203 | 11 | - | - | 206,378.76 |
| Department of Prisons (Industries) | Vegitable Supplies         | 1 | 0 | 1203 | 11 | - | - | 41,560.55  |
| Department of Prisons (Industries) | Vegitable Supplies         | 1 | 0 | 1203 | 11 | - | - | 406,146.90 |
| Department of Prisons (Industries) | Vegitable Supplies         | 1 | 0 | 1203 | 11 | - | - | 24,112.20  |
| Department of Prisons (Industries) | Vegitable Supplies         | 1 | 0 | 1203 | 11 | - | - | 587,749.70 |
| Department of Prisons (Industries) | Vegitable Supplies         | 1 | 0 | 1203 | 11 | - | - | 5,993.46   |
| Department of Prisons (Industries) | Vegitable Supplies         | 1 | 0 | 1203 | 11 | - | - | 68,381.03  |
| Department of Prisons (Industries) | Vegitable Supplies         | 1 | 0 | 1203 | 11 | - | - | 67,526.88  |
| Department of Prisons (Industries) | Vegitable Supplies         | 1 | 0 | 1203 | 11 | - | - | 21,500.00  |
| Department of Prisons (Industries) | Row Food Supplies          | 1 | 0 | 1203 | 11 | - | - | 26,731.92  |
| Department of Prisons (Industries) | Row Food Supplies          | 1 | 0 | 1203 | 11 | - | - | 30,333.08  |
| Department of Prisons (Industries) | Row Food Supplies          | 1 | 0 | 1203 | 11 | - | - | 73,325.06  |
| Department of Prisons (Industries) | Row Food Supplies          | 1 | 0 | 1203 | 11 | - | - | 16,225.52  |
| Department of Prisons (Industries) | Supply Bread for Prisoners | 1 | 0 | 1203 | 11 | - | - | 47,880.00  |
| Department of Prisons (Industries) | Supply Bread for Prisoners | 1 | 0 | 1203 | 11 | - | - | 13,720.00  |
| Department of Prisons (Industries) | Supply Bread for Prisoners | 1 | 0 | 1203 | 11 | - | - | 6,300.00   |
| Department of Prisons (Industries) | Supply Bread for Prisoners | 1 | 0 | 1203 | 11 | - | - | 3,360.00   |
| Department of Prisons (Industries) | Vegitable Supplies         | 1 | 0 | 1203 | 11 | - | - | 94,059.12  |
| Department of Prisons (Industries) | Vegitable Supplies         | 1 | 0 | 1203 | 11 | - | - | 37,513.52  |
| Department of Prisons (Industries) | Vegitable Supplies         | 1 | 0 | 1203 | 11 | - | - | 343,527.23 |
| Department of Prisons (Industries) | Vegitable Supplies         | 1 | 0 | 1203 | 11 | - | - | 63,245.30  |
| Department of Prisons (Industries) | Vegitable Supplies         | 1 | 0 | 1203 | 11 | - | - | 95,487.86  |
| Department of Prisons (Industries) | Vegitable Supplies         | 1 | 0 | 1203 | 11 | - | - | 131,632.43 |
| Department of Prisons (Industries) | Vegitable Supplies         | 1 | 0 | 1203 | 11 | - | - | 59,832.31  |
| Department of Prisons (Industries) | Ration Bill                | 1 | 0 | 1203 | 11 | - | - | 85,766.33  |
| Department of Prisons (Industries) | Ration Bill                | 1 | 0 | 1203 | 11 | - | - | 231,643.99 |
| Department of Prisons (Industries) | Ration Bill                | 1 | 0 | 1203 | 11 | - | - | 21,082.45  |
| Department of Prisons (Industries) | Ration Bill                | 1 | 0 | 1203 | 11 | - | - | 150,656.34 |
| Department of Prisons (Industries) | Ration Bill                | 1 | 0 | 1203 | 11 | - | - | 368,238.45 |
| Department of Prisons (Industries) | Ration Bill                | 1 | 0 | 1203 | 11 | - | - | 58,792.90  |
| Department of Prisons (Industries) | Ration Bill                | 1 | 0 | 1203 | 11 | - | - | 87,111.79  |
| Department of Prisons (Industries) | Ration Bill                | 1 | 0 | 1203 | 11 | - | - | 179,800.18 |
| Department of Prisons (Industries) | Ration Bill                | 1 | 0 | 1203 | 11 | - | - | 49,469.92  |
| Department of Prisons (Industries) | Ration Bill                | 1 | 0 | 1203 | 11 | - | - | 47,328.72  |
| Department of Prisons (Industries) | Ration Bill                | 1 | 0 | 1203 | 11 | - | - | 170,734.01 |
| Department of Prisons (Industries) | Ration Bill                | 1 | 0 | 1203 | 11 | - | - | 51,369.90  |
| Department of Prisons (Industries) | Ration Bill                | 1 | 0 | 1203 | 11 | - | - | 72,063.78  |



|  |                 |   |   |      |    |   |   |               |
|--|-----------------|---|---|------|----|---|---|---------------|
| Department of Prisons (Industries)           | Ration Bill     | 1 | 0 | 1203 | 11 | - | - | 5,967.50      |
| Department of Prisons (Industries)           | Industrial Bill | 1 | 0 | 1205 | 11 | - | - | 12,106,315.00 |
| Department of Prisons (Industries)           | Industrial Bill | 1 | 0 | 1409 | 11 | - | - | 85,700.00     |
| Department of Prisons (Industries)           | Industrial Bill | 1 | 0 | 1409 | 11 | - | - | 92,000.00     |
| Department of Prisons (Industries)           | Industrial Bill | 1 | 0 | 1409 | 11 | - | - | 7,800.00      |
| Department of Prisons (Industries)           | Industrial Bill | 1 | 0 | 1409 | 11 | - | - | 10,500.00     |
| Department of Prisons (Industries)           | Industrial Bill | 1 | 0 | 1409 | 11 | - | - | 14,300.00     |
| Department of Prisons (Industries)           | Industrial Bill | 1 | 0 | 1409 | 11 | - | - | 9,540.00      |
| Department of Prisons (Industries)           | Industrial Bill | 1 | 0 | 1409 | 11 | - | - | 13,646.88     |
| Department of Prisons (Industries)           | Industrial Bill | 1 | 0 | 1409 | 11 | - | - | 13,700.00     |
| Department of Prisons (Industries)           | Industrial Bill | 1 | 0 | 1409 | 11 | - | - | 18,240.00     |
| Department of Prisons (Industries)           | Industrial Bill | 1 | 0 | 1409 | 11 | - | - | 22,660.00     |
| Department of Prisons (Industries)           | Industrial Bill | 1 | 0 | 1409 | 11 | - | - | 12,068.00     |
| Department of Prisons (Industries)           | Industrial Bill | 1 | 0 | 1409 | 11 | - | - | 90,920.00     |
| Department of Prisons (Industries)           | Industrial Bill | 1 | 0 | 1409 | 11 | - | - | 39,706,932.14 |
| <b>Total</b>                                 |                 |   |   |      |    |   |   |               |
| <b>2.State Corporations/Statutory Boards</b> |                 |   |   |      |    |   |   |               |
| MPCS-Kegalle                                 | Sanitary Goods  | 1 | 0 | 1201 | 11 | - | - | 25,750.00     |
| MPCS-Kegalle                                 | Sanitary Goods  | 1 | 0 | 1201 | 11 | - | - | 17,160.00     |
| SLTB   | Fuel Bill       | 1 | 0 | 1202 | 11 | - | - | 118,860.00    |
| SLTB   | Fuel Bill       | 1 | 0 | 1202 | 11 | - | - | 33,600.00     |
| SLTB   | Fuel Bill       | 1 | 0 | 1202 | 11 | - | - | 1,503,186.00  |
| MPCS-Badulla                                 | Fuel Bill       | 1 | 0 | 1202 | 11 | - | - | 83,160.00     |
| MPCS-Badulla                                 | Fuel Bill       | 1 | 0 | 1202 | 11 | - | - | 89,460.00     |
| MPCS-Badulla                                 | Fuel Bill       | 1 | 0 | 1202 | 11 | - | - | 28,560.00     |
| MPCS-Badulla                                 | Fuel Bill       | 1 | 0 | 1202 | 11 | - | - | 32,340.00     |
| MPCS-Badulla                                 | Fuel Bill       | 1 | 0 | 1202 | 11 | - | - | 112,980.00    |
| MPCS-Badulla                                 | Fuel Bill       | 1 | 0 | 1202 | 11 | - | - | 138,600.00    |
| MPCS-Badulla                                 | Fuel Bill       | 1 | 0 | 1202 | 11 | - | - | 138,180.00    |
| SLTB   | Fuel Bill       | 1 | 0 | 1202 | 11 | - | - | 16,600.00     |
| MPCS-Kuruvita                                | Fuel Bill       | 1 | 0 | 1202 | 11 | - | - | 227,040.00    |
| SLTB   | Fuel Bill       | 1 | 0 | 1202 | 11 | - | - | -724,500.00   |
| MPCS   | Fuel Bill       | 1 | 0 | 1202 | 11 | - | - | 41,500.00     |
| MPCS   | Fuel Bill       | 1 | 0 | 1202 | 11 | - | - | 43,000.00     |
| MPCS   | Fuel Bill       | 1 | 0 | 1202 | 11 | - | - | 63,000.00     |
| SLTB   | Fuel Bill       | 1 | 0 | 1202 | 11 | - | - | 154,950.00    |



# CHAPTER 3

|  |                                   |   |   |      |    |  |              |
|--|-----------------------------------|---|---|------|----|--|--------------|
| SLTB                                   | Fuel Bill                         | 1 | 0 | 1202 | 11 |  | 62,250.00    |
| SLTB                                   | Fuel Bill                         | 1 | 0 | 1202 | 11 |  | 163,400.00   |
| SLTB                                   | Fuel Bill                         | 1 | 0 | 1202 | 11 |  | 88,200.00    |
| SLTB                                   | Fuel Bill                         | 1 | 0 | 1202 | 11 |  | 1,850.00     |
| MPCS-Trincomalee                       | Fuel Bill                         | 1 | 0 | 1202 | 11 |  | 404,200.00   |
| SLTB                                   | Fuel Bill                         | 1 | 0 | 1202 | 11 |  | 210,000.00   |
| SLTB                                   | Fuel Bill                         | 1 | 0 | 1202 | 11 |  | 205,480.00   |
| SLTB                                   | Fuel Bill                         | 1 | 0 | 1202 | 11 |  | 168,000.00   |
| MPCS-Kegalle                           | Fuel Bill                         | 1 | 0 | 1202 | 11 |  | 31,500.00    |
| MPCS-Rathgama                          | Fuel Bill                         | 1 | 0 | 1202 | 11 |  | 26,400.00    |
| MPCS-Kuruwita                          | Fuel Bill                         | 1 | 0 | 1202 | 11 |  | 498,900.00   |
| MPCS-Homagama                          | Rice Supplies                     | 1 | 0 | 1203 | 11 |  | 17,850.00    |
| Ceylon Electricity Board               | Meat,Fish,Dried fish,Egg Supplies | 1 | 0 | 1203 | 11 |  | 447,015.00   |
| Ceylon Electricity Board               | Electricity Bill                  | 1 | 0 | 1403 | 11 |  | 2,930,695.59 |
| Ceylon Electricity Board               | Electricity Bill                  | 1 | 0 | 1403 | 11 |  | 40,916.68    |
| Ceylon Electricity Board               | Electricity Bill                  | 1 | 0 | 1403 | 11 |  | 4,152.00     |
| Ceylon Electricity Board               | Electricity Bill                  | 1 | 0 | 1403 | 11 |  | 36,186.29    |
| National Water Supply & Drainage Board | Water Bill                        | 1 | 0 | 1403 | 11 |  | 5,784,451.69 |
| National Water Supply & Drainage Board | Water Bill                        | 1 | 0 | 1403 | 11 |  | 4,268.80     |
| National Water Supply & Drainage Board | Water Bill                        | 1 | 0 | 1403 | 11 |  | 1,192,741.67 |
| National Water Supply & Drainage Board | Water Bill                        | 1 | 0 | 1403 | 11 |  | 84,291.93    |
| Ceylon Electricity Board               | Electricity Bill                  | 1 | 0 | 1403 | 11 |  | 508,588.74   |
| National Water Supply & Drainage Board | Water Bill                        | 1 | 0 | 1403 | 11 |  | 1,163,180.14 |
| Ceylon Electricity Board               | Electricity Bill                  | 1 | 0 | 1403 | 11 |  | 96,575.60    |
| Ceylon Electricity Board               | Electricity Bill                  | 1 | 0 | 1403 | 11 |  | 43,581.54    |
| Ceylon Electricity Board               | Electricity Bill                  | 1 | 0 | 1403 | 11 |  | 44,828.72    |
| Ceylon Electricity Board               | Electricity Bill                  | 1 | 0 | 1403 | 11 |  | 56,604.00    |
| National Water Supply & Drainage Board | Water Bill                        | 1 | 0 | 1403 | 11 |  | 2,403.29     |
| National Water Supply & Drainage Board | Water Bill                        | 1 | 0 | 1403 | 11 |  | 3,576.88     |
| National Water Supply & Drainage Board | Water Bill                        | 1 | 0 | 1403 | 11 |  | 876,900.56   |
| Ceylon Electricity Board               | Electricity Bill                  | 1 | 0 | 1403 | 11 |  | 55,298.47    |
| Ceylon Electricity Board               | Electricity Bill                  | 1 | 0 | 1403 | 11 |  | 123.08       |
| Ceylon Electricity Board               | Electricity Bill                  | 1 | 0 | 1403 | 11 |  | 2,087.18     |
| Ceylon Electricity Board               | Electricity Bill                  | 1 | 0 | 1403 | 11 |  | 3,112.83     |
| Ceylon Electricity Board               | Electricity Bill                  | 1 | 0 | 1403 | 11 |  | 601,440.00   |
| National Water Supply & Drainage Board | Water Bill                        | 1 | 0 | 1403 | 11 |  | 281,849.67   |
| Ceylon Electricity Board               | Electricity Bill                  | 1 | 0 | 1403 | 11 |  | 369.24       |



|  |                  |   |   |      |    |  |  |            |
|--|------------------|---|---|------|----|--|--|------------|
| Ceylon Electricity Board               | Electricity Bill | 1 | 0 | 1403 | 11 |  |  | 724,705.65 |
| Ceylon Electricity Board               | Electricity Bill | 1 | 0 | 1403 | 11 |  |  | 338,910.77 |
| Ceylon Electricity Board               | Electricity Bill | 1 | 0 | 1403 | 11 |  |  | 375,204.10 |
| Ceylon Electricity Board               | Electricity Bill | 1 | 0 | 1403 | 11 |  |  | 298,104.62 |
| Ceylon Electricity Board               | Electricity Bill | 1 | 0 | 1403 | 11 |  |  | 93,567.18  |
| Ceylon Electricity Board               | Electricity Bill | 1 | 0 | 1403 | 11 |  |  | 20,377.44  |
| Ceylon Electricity Board               | Electricity Bill | 1 | 0 | 1403 | 11 |  |  | 123.08     |
| Ceylon Electricity Board               | Electricity Bill | 1 | 0 | 1403 | 11 |  |  | 3,779.49   |
| Ceylon Electricity Board               | Electricity Bill | 1 | 0 | 1403 | 11 |  |  | 11,707.70  |
| National Water Supply & Drainage Board | Water Bill       | 1 | 0 | 1403 | 11 |  |  | 5,492.78   |
| National Water Supply & Drainage Board | Water Bill       | 1 | 0 | 1403 | 11 |  |  | 16,142.17  |
| National Water Supply & Drainage Board | Water Bill       | 1 | 0 | 1403 | 11 |  |  | 164,233.80 |
| National Water Supply & Drainage Board | Water Bill       | 1 | 0 | 1403 | 11 |  |  | 78,594.07  |
| National Water Supply & Drainage Board | Water Bill       | 1 | 0 | 1403 | 11 |  |  | 270,139.60 |
| Ceylon Electricity Board               | Electricity Bill | 1 | 0 | 1403 | 11 |  |  | 95,142.57  |
| Ceylon Electricity Board               | Electricity Bill | 1 | 0 | 1403 | 11 |  |  | 728.21     |
| Ceylon Electricity Board               | Electricity Bill | 1 | 0 | 1403 | 11 |  |  | 984.62     |
| Ceylon Electricity Board               | Electricity Bill | 1 | 0 | 1403 | 11 |  |  | 1,210.26   |
| Ceylon Electricity Board               | Electricity Bill | 1 | 0 | 1403 | 11 |  |  | 856.42     |
| Ceylon Electricity Board               | Electricity Bill | 1 | 0 | 1403 | 11 |  |  | 116,836.93 |
| Ceylon Electricity Board               | Electricity Bill | 1 | 0 | 1403 | 11 |  |  | 5,615.40   |
| Ceylon Electricity Board               | Electricity Bill | 1 | 0 | 1403 | 11 |  |  | 219,040.00 |
| National Water Supply & Drainage Board | Water Bill       | 1 | 0 | 1403 | 11 |  |  | 319,571.20 |
| National Water Supply & Drainage Board | Water Bill       | 1 | 0 | 1403 | 11 |  |  | 8,526.10   |
| National Water Supply & Drainage Board | Water Bill       | 1 | 0 | 1403 | 11 |  |  | 12,397.00  |
| Ceylon Electricity Board               | Electricity Bill | 1 | 0 | 1403 | 11 |  |  | 14,141.54  |
| National Water Supply & Drainage Board | Water Bill       | 1 | 0 | 1403 | 11 |  |  | 213,562.29 |
| National Water Supply & Drainage Board | Water Bill       | 1 | 0 | 1403 | 11 |  |  | 10,317.80  |
| National Water Supply & Drainage Board | Water Bill       | 1 | 0 | 1403 | 11 |  |  | 2,502.40   |
| Ceylon Electricity Board               | Electricity Bill | 1 | 0 | 1403 | 11 |  |  | 3,266.67   |
| Ceylon Electricity Board               | Electricity Bill | 1 | 0 | 1403 | 11 |  |  | 4,021.78   |
| Ceylon Electricity Board               | Electricity Bill | 1 | 0 | 1403 | 11 |  |  | 276,710.33 |
| National Water Supply & Drainage Board | Water Bill       | 1 | 0 | 1403 | 11 |  |  | 32,304.81  |
| National Water Supply & Drainage Board | Water Bill       | 1 | 0 | 1403 | 11 |  |  | 125,820.35 |
| National Water Supply & Drainage Board | Water Bill       | 1 | 0 | 1403 | 11 |  |  | 95,607.93  |
| Ceylon Electricity Board               | Electricity Bill | 1 | 0 | 1403 | 11 |  |  | 149,756.00 |
| Ceylon Electricity Board               | Electricity Bill | 1 | 0 | 1403 | 11 |  |  | 4,317.95   |



# CHAPTER 3

|  |                  |   |   |      |    |  |              |
|--|------------------|---|---|------|----|--|--------------|
| National Water Supply & Drainage Board | Water Bill       | 1 | 0 | 1403 | 11 |  | 1,062.15     |
| National Water Supply & Drainage Board | Water Bill       | 1 | 0 | 1403 | 11 |  | 1,598.80     |
| National Water Supply & Drainage Board | Water Bill       | 1 | 0 | 1403 | 11 |  | 18,856.28    |
| National Water Supply & Drainage Board | Water Bill       | 1 | 0 | 1403 | 11 |  | 2,672.60     |
| Ceylon Electricity Board               | Electricity Bill | 1 | 0 | 1403 | 11 |  | 42,174.36    |
| Ceylon Electricity Board               | Electricity Bill | 1 | 0 | 1403 | 11 |  | 171,732.31   |
| Ceylon Electricity Board               | Electricity Bill | 1 | 0 | 1403 | 11 |  | 3,472.86     |
| Ceylon Electricity Board               | Electricity Bill | 1 | 0 | 1403 | 11 |  | 1,776.43     |
| National Water Supply & Drainage Board | Water Bill       | 1 | 0 | 1403 | 11 |  | 2,408.10     |
| National Water Supply & Drainage Board | Water Bill       | 1 | 0 | 1403 | 11 |  | 1,648,244.40 |
| Ceylon Electricity Board               | Electricity Bill | 1 | 0 | 1403 | 11 |  | 103,871.83   |
| Ceylon Electricity Board               | Electricity Bill | 1 | 0 | 1403 | 11 |  | 61,099.53    |
| Ceylon Electricity Board               | Electricity Bill | 1 | 0 | 1403 | 11 |  | 835,360.22   |
| National Water Supply & Drainage Board | Water Bill       | 1 | 0 | 1403 | 11 |  | 134,057.80   |
| Ceylon Electricity Board               | Electricity Bill | 1 | 0 | 1403 | 11 |  | 298,200.00   |
| Ceylon Electricity Board               | Electricity Bill | 1 | 0 | 1403 | 11 |  | 19,800.00    |
| National Water Supply & Drainage Board | Water Bill       | 1 | 0 | 1403 | 11 |  | 11,800.00    |
| National Water Supply & Drainage Board | Water Bill       | 1 | 0 | 1403 | 11 |  | 172,815.10   |
| Ceylon Electricity Board               | Electricity Bill | 1 | 0 | 1403 | 11 |  | 145,062.57   |
| Ceylon Electricity Board               | Electricity Bill | 1 | 0 | 1403 | 11 |  | 369.24       |
| Ceylon Electricity Board               | Electricity Bill | 1 | 0 | 1403 | 11 |  | 369.24       |
| Ceylon Electricity Board               | Electricity Bill | 1 | 0 | 1403 | 11 |  | 166,527.18   |
| Ceylon Electricity Board               | Electricity Bill | 1 | 0 | 1403 | 11 |  | 8,473.97     |
| National Water Supply & Drainage Board | Water Bill       | 1 | 0 | 1403 | 11 |  | 126,354.88   |
| Ceylon Electricity Board               | Electricity Bill | 1 | 0 | 1403 | 11 |  | 369.24       |
| Ceylon Electricity Board               | Electricity Bill | 1 | 0 | 1403 | 11 |  | 668.72       |
| Ceylon Electricity Board               | Electricity Bill | 1 | 0 | 1403 | 11 |  | 596.93       |
| Ceylon Electricity Board               | Electricity Bill | 1 | 0 | 1403 | 11 |  | 101,978.66   |
| Ceylon Electricity Board               | Electricity Bill | 1 | 0 | 1403 | 11 |  | 440,840.91   |
| Ceylon Electricity Board               | Electricity Bill | 1 | 0 | 1403 | 11 |  | 448,041.82   |
| Ceylon Electricity Board               | Electricity Bill | 1 | 0 | 1403 | 11 |  | 108,377.97   |
| Ceylon Electricity Board               | Electricity Bill | 1 | 0 | 1403 | 11 |  | 123.08       |
| Ceylon Electricity Board               | Electricity Bill | 1 | 0 | 1403 | 11 |  | 213.34       |
| Ceylon Electricity Board               | Electricity Bill | 1 | 0 | 1403 | 11 |  | 123.08       |
| National Water Supply & Drainage Board | Water Bill       | 1 | 0 | 1403 | 11 |  | 354,632.40   |
| National Water Supply & Drainage Board | Water Bill       | 1 | 0 | 1403 | 11 |  | 1,099.40     |
| National Water Supply & Drainage Board | Water Bill       | 1 | 0 | 1403 | 11 |  | 297,259.28   |



|  |  |   |   |      |    |  |                      |
|--|--|---|---|------|----|--|----------------------|
| National Water Supply & Drainage Board     | Water Bill                               | 1 | 0 | 1403 | 11 |  | 828.00               |
| National Water Supply & Drainage Board     | Water Bill                               | 1 | 0 | 1403 | 11 |  | 310,500.00           |
| Urban Council-Kurunegala                   | Water Bill                               | 1 | 0 | 1403 | 11 |  | 5,577.50             |
| Ceylon Electricity Board                   | Electricity Bill                         | 1 | 0 | 1403 | 11 |  | 142,962.06           |
| Ceylon Electricity Board                   | Electricity Bill                         | 1 | 0 | 1403 | 11 |  | 8,266.67             |
| National Water Supply & Drainage Board     | Water Bill                               | 1 | 0 | 1403 | 11 |  | 66,072.10            |
| Ceylon Electricity Board                   | Electricity Bill                         | 1 | 0 | 1403 | 11 |  | 447,146.15           |
| National Water Supply & Drainage Board     | Water Bill                               | 1 | 0 | 1403 | 11 |  | 7,352.33             |
| National Water Supply & Drainage Board     | Water Bill                               | 1 | 0 | 1403 | 11 |  | 23,708.78            |
| National Water Supply & Drainage Board     | Water Bill                               | 1 | 0 | 1403 | 11 |  | 10,180.13            |
| Urban Council-Anuradhapura                 | Gully Bowser Charges                     | 1 | 0 | 1409 | 11 |  | 9,200.00             |
| Urban Council-Anuradhapura                 | Gully Bowser Charges                     | 1 | 0 | 1409 | 11 |  | 15,300.00            |
| Urban Council-Trincomalee                  | Gully Bowser Charges                     | 1 | 0 | 1409 | 11 |  | 140,000.00           |
| Urban Council-Trincomalee                  | Gully Bowser Charges                     | 1 | 0 | 1409 | 11 |  | 7,000.00             |
| Pradeshiya Sabha-Hingurakgoda              | Gully Bowser Charges                     | 1 | 0 | 1409 | 11 |  | 64,400.00            |
| State Engineering Corporation of Sri Lanka | Construction of Palkelele Prison Complex | 1 | 1 | 2104 | 11 |  | 24,755,826.00        |
| <b>Total</b>                               |  |   |   |      |    |  | <b>55,602,821.00</b> |
| <b>3. Others (Private Parties)</b>         |  |   |   |      |    |  |                      |
| K.R.L. Stationery                          | Stationery Bill                          | 1 | 0 | 1201 | 11 |  | 138,400.00           |
| Metro Stationery                           | Stationery Bill                          | 1 | 0 | 1201 | 11 |  | 59,775.00            |
| United Stationery                          | Stationery Bill                          | 1 | 0 | 1201 | 11 |  | 42,475.00            |
| United Stationery                          | Stationery Bill                          | 1 | 0 | 1201 | 11 |  | 49,500.00            |
| United Stationery                          | Stationery Bill                          | 1 | 0 | 1201 | 11 |  | 47,450.00            |
| United Stationery                          | Stationery Bill                          | 1 | 0 | 1201 | 11 |  | 49,850.00            |
| United Stationery                          | Stationery Bill                          | 1 | 0 | 1201 | 11 |  | 46,700.00            |
| United Stationery                          | Stationery Bill                          | 1 | 0 | 1201 | 11 |  | 54,880.00            |
| Krishanthi Traders                         | Stationery Bill                          | 1 | 0 | 1201 | 11 |  | 4,995.00             |
| Krishanthi Traders                         | Stationery Bill                          | 1 | 0 | 1201 | 11 |  | 3,000.00             |
| Quality Traders Lanka Pvt Ltd              | Stationery Bill                          | 1 | 0 | 1201 | 11 |  | 6,687.00             |
| Soorya Stationers                          | Stationery Bill                          | 1 | 0 | 1201 | 11 |  | 64,200.00            |
| Soorya Stationers                          | Stationery Bill                          | 1 | 0 | 1201 | 11 |  | 12,256.00            |
| Sarasavi Stationers                        | Stationery Bill                          | 1 | 0 | 1201 | 11 |  | 475.00               |
| Wickramaratnes Pvt Ltd                     | Firewood Bill                            | 1 | 0 | 1202 | 11 |  | 192,254.70           |
| Wickramaratnes Pvt Ltd                     | Firewood Bill                            | 1 | 0 | 1202 | 11 |  | 209,800.80           |



# CHAPTER 3

|                         |                     |   |   |      |    |  |              |
|-------------------------|---------------------|---|---|------|----|--|--------------|
| Wickramaratnes Pvt Ltd  | Firewood Bill       | 1 | 0 | 1202 | 11 |  | 209,800.80   |
| Wickramaratnes Pvt Ltd  | Firewood Bill       | 1 | 0 | 1202 | 11 |  | 198,945.33   |
| Wickramaratnes Pvt Ltd  | Firewood Bill       | 1 | 0 | 1202 | 11 |  | 197,091.30   |
| Wickramaratnes Pvt Ltd  | Firewood Bill       | 1 | 0 | 1202 | 11 |  | 185,779.03   |
| Browns Group            | Chemicle for Boiler | 1 | 0 | 1202 | 11 |  | 351,680.00   |
| Minneral Spring Pvt Ltd | Fuel Bill           | 1 | 0 | 1202 | 11 |  | 5,783.80     |
| Minneral Spring Pvt Ltd | Fuel Bill           | 1 | 0 | 1202 | 11 |  | 2,420.00     |
| Wickramaratnes Pvt Ltd  | Firewood Bill       | 1 | 0 | 1202 | 11 |  | 362,207.32   |
| Wickramaratnes Pvt Ltd  | Firewood Bill       | 1 | 0 | 1202 | 11 |  | 364,303.18   |
| Wickramaratnes Pvt Ltd  | Firewood Bill       | 1 | 0 | 1202 | 11 |  | 327,793.18   |
| Wickramaratnes Pvt Ltd  | Firewood Bill       | 1 | 0 | 1202 | 11 |  | 330,593.27   |
| Wickramaratnes Pvt Ltd  | Firewood Bill       | 1 | 0 | 1202 | 11 |  | 209,236.53   |
| Wickramaratnes Pvt Ltd  | Firewood Bill       | 1 | 0 | 1202 | 11 |  | 316,340.26   |
| Wickramaratnes Pvt Ltd  | Firewood Bill       | 1 | 0 | 1202 | 11 |  | 314,271.27   |
| Wickramaratnes Pvt Ltd  | Firewood Bill       | 1 | 0 | 1202 | 11 |  | 209,344.01   |
| Wickramaratnes Pvt Ltd  | Firewood Bill       | 1 | 0 | 1202 | 11 |  | 208,994.69   |
| Wickramaratnes Pvt Ltd  | Firewood Bill       | 1 | 0 | 1202 | 11 |  | 188,197.33   |
| Wickramaratnes Pvt Ltd  | Firewood Bill       | 1 | 0 | 1202 | 11 |  | 287,562.52   |
| Wickramaratnes Pvt Ltd  | Firewood Bill       | 1 | 0 | 1202 | 11 |  | 310,321.39   |
| Wickramaratnes Pvt Ltd  | Firewood Bill       | 1 | 0 | 1202 | 11 |  | 192,147.22   |
| Wickramaratnes Pvt Ltd  | Firewood Bill       | 1 | 0 | 1202 | 11 |  | 296,241.52   |
| Wickramaratnes Pvt Ltd  | Firewood Bill       | 1 | 0 | 1202 | 11 |  | 212,595.27   |
| Wickramaratnes Pvt Ltd  | Firewood Bill       | 1 | 0 | 1202 | 11 |  | 313,330.82   |
| Wickramaratnes Pvt Ltd  | Firewood Bill       | 1 | 0 | 1202 | 11 |  | 206,925.71   |
| Wickramaratnes Pvt Ltd  | Firewood Bill       | 1 | 0 | 1202 | 11 |  | 217,109.43   |
| Wickramaratnes Pvt Ltd  | Firewood Bill       | 1 | 0 | 1202 | 11 |  | 318,194.29   |
| Wickramaratnes Pvt Ltd  | Firewood Bill       | 1 | 0 | 1202 | 11 |  | 217,458.74   |
| Wickramaratnes Pvt Ltd  | Firewood Bill       | 1 | 0 | 1202 | 11 |  | 352,157.95   |
| Siri Traders- Makola    | Firewood Bill       | 1 | 0 | 1202 | 11 |  | 34,083.39    |
| Siri Traders- Makola    | Firewood Bill       | 1 | 0 | 1202 | 11 |  | 1,238,526.52 |
| Siri Traders- Makola    | Firewood Bill       | 1 | 0 | 1202 | 11 |  | 1,495,726.25 |
| Siri Traders- Makola    | Firewood Bill       | 1 | 0 | 1202 | 11 |  | 980,720.00   |
| Tudor Subhasinghe       | Firewood Bill       | 1 | 0 | 1202 | 11 |  | 978,512.11   |
| Tudor Subhasinghe       | Firewood Bill       | 1 | 0 | 1202 | 11 |  | 965,325.05   |
| Tudor Subhasinghe       | Firewood Bill       | 1 | 0 | 1202 | 11 |  | 1,040,105.65 |
| Tudor Subhasinghe       | Firewood Bill       | 1 | 0 | 1202 | 11 |  | 802,630.73   |
| Rajan Suppliers         | Firewood Bill       | 1 | 0 | 1202 | 11 |  | 391,505.40   |



|                               |               |   |   |      |    |  |            |
|-------------------------------|---------------|---|---|------|----|--|------------|
| Rajan Suppliers               | Firewood Bill | 1 | 0 | 1202 | 11 |  | 79,680.30  |
| Nippon Enterpriss             | Firewood Bill | 1 | 0 | 1202 | 11 |  | 210,412.15 |
| Nippon Enterpriss             | Firewood Bill | 1 | 0 | 1202 | 11 |  | 373,738.10 |
| Nippon Enterpriss             | Firewood Bill | 1 | 0 | 1202 | 11 |  | 230,376.61 |
| Nippon Enterpriss             | Firewood Bill | 1 | 0 | 1202 | 11 |  | 40,814.05  |
| Markfed Filling Station       | Fuel Bill     | 1 | 0 | 1202 | 11 |  | 41,352.00  |
| New Luxmi Traders             | Gas Bill      | 1 | 0 | 1202 | 11 |  | 684,336.72 |
| Sandra Fiona and Construction | Firewood Bill | 1 | 0 | 1202 | 11 |  | 252,489.60 |
| S.T.D Construction            | Firewood Bill | 1 | 0 | 1202 | 11 |  | 47,730.00  |
| Nippon Enterpriss             | Firewood Bill | 1 | 0 | 1202 | 11 |  | 118,763.69 |
| Nippon Enterpriss             | Firewood Bill | 1 | 0 | 1202 | 11 |  | 24,339.28  |
| Nippon Enterpriss             | Firewood Bill | 1 | 0 | 1202 | 11 |  | 105,277.92 |
| Nippon Enterpriss             | Firewood Bill | 1 | 0 | 1202 | 11 |  | 60,986.43  |
| Nippon Enterpriss             | Firewood Bill | 1 | 0 | 1202 | 11 |  | 65,121.10  |
| Nippon Enterpriss             | Firewood Bill | 1 | 0 | 1202 | 11 |  | 80,361.70  |
| Nippon Enterpriss             | Firewood Bill | 1 | 0 | 1202 | 11 |  | 93,078.23  |
| Nippon Enterpriss             | Firewood Bill | 1 | 0 | 1202 | 11 |  | 60,048.92  |
| Nippon Enterpriss             | Firewood Bill | 1 | 0 | 1202 | 11 |  | 51,935.83  |
| Nippon Enterpriss             | Firewood Bill | 1 | 0 | 1202 | 11 |  | 67,392.78  |
| Nippon Enterpriss             | Firewood Bill | 1 | 0 | 1202 | 11 |  | 94,123.92  |
| Nippon Enterpriss             | Firewood Bill | 1 | 0 | 1202 | 11 |  | 86,167.07  |
| SLTB                          | Firewood Bill | 1 | 0 | 1202 | 11 |  | 25,800.00  |
| SLTB                          | Firewood Bill | 1 | 0 | 1202 | 11 |  | 60,400.00  |
| SLTB                          | Firewood Bill | 1 | 0 | 1202 | 11 |  | 532,900.00 |
| Minnral Spring Pvt.Ltd        | Firewood Bill | 1 | 0 | 1202 | 11 |  | 6,420.00   |
| P.S.Piyathilaka And Sons      | Firewood Bill | 1 | 0 | 1202 | 11 |  | 7,400.00   |
| P.S.Piyathilaka And Sons      | Firewood Bill | 1 | 0 | 1202 | 11 |  | 7,400.00   |
| P.S.Piyathilaka And Sons      | Firewood Bill | 1 | 0 | 1202 | 11 |  | 7,400.00   |
| Sandra Fiona and Construction | Firewood Bill | 1 | 0 | 1202 | 11 |  | 30,855.51  |
| Sandra Fiona and Construction | Firewood Bill | 1 | 0 | 1202 | 11 |  | 158,838.90 |
| Sandra Fiona and Construction | Firewood Bill | 1 | 0 | 1202 | 11 |  | 135,816.45 |
| Sandra Fiona and Construction | Firewood Bill | 1 | 0 | 1202 | 11 |  | 203,107.50 |
| MPCS Filling Station          | Fuel Bill     | 1 | 0 | 1202 | 11 |  | 18,900.00  |
| Sandra Fiona and Construction | Firewood Bill | 1 | 0 | 1202 | 11 |  | 50,760.00  |
| Sandra Fiona and Construction | Firewood Bill | 1 | 0 | 1202 | 11 |  | 67,680.00  |
| Sandra Fiona and Construction | Firewood Bill | 1 | 0 | 1202 | 11 |  | 24,120.00  |
| Sandra Fiona and Construction | Firewood Bill | 1 | 0 | 1202 | 11 |  | 114,750.00 |



# CHAPTER 3

|                               |               |   |   |      |    |  |  |            |
|-------------------------------|---------------|---|---|------|----|--|--|------------|
| Sandra Fiona and Construction | Firewood Bill | 1 | 0 | 1202 | 11 |  |  | 114,750.00 |
| Sandra Fiona and Construction | Firewood Bill | 1 | 0 | 1202 | 11 |  |  | 91,800.00  |
| Sandra Fiona and Construction | Firewood Bill | 1 | 0 | 1202 | 11 |  |  | 114,750.00 |
| Sandra Fiona and Construction | Firewood Bill | 1 | 0 | 1202 | 11 |  |  | 114,750.00 |
| Mineral Spring Pvt Ltd        | Fuel Bill     | 1 | 0 | 1202 | 11 |  |  | 21,000.00  |
| Thiyagaraja And Company       | Firewood Bill | 1 | 0 | 1202 | 11 |  |  | 231,120.27 |
| Thiyagaraja And Company       | Firewood Bill | 1 | 0 | 1202 | 11 |  |  | 248,094.09 |
| Thiyagaraja And Company       | Firewood Bill | 1 | 0 | 1202 | 11 |  |  | 26,667.90  |
| Thiyagaraja And Company       | Firewood Bill | 1 | 0 | 1202 | 11 |  |  | 275,331.15 |
| Ranjith Enterpricess          | Firewood Bill | 1 | 0 | 1202 | 11 |  |  | 155,545.10 |
| Ranjith Enterpricess          | Firewood Bill | 1 | 0 | 1202 | 11 |  |  | 116,948.30 |
| Ranjith Enterpricess          | Firewood Bill | 1 | 0 | 1202 | 11 |  |  | 172,270.38 |
| Ranjith Enterpricess          | Firewood Bill | 1 | 0 | 1202 | 11 |  |  | 32,377.96  |
| Ranjith Enterpricess          | Firewood Bill | 1 | 0 | 1202 | 11 |  |  | 120,807.98 |
| Ranjith Enterpricess          | Firewood Bill | 1 | 0 | 1202 | 11 |  |  | 219,487.13 |
| Ranjith Enterpricess          | Firewood Bill | 1 | 0 | 1202 | 11 |  |  | 195,428.46 |
| Ranjith Enterpricess          | Firewood Bill | 1 | 0 | 1202 | 11 |  |  | 157,474.94 |
| Ranjith Enterpricess          | Firewood Bill | 1 | 0 | 1202 | 11 |  |  | 106,269.85 |
| Ranjith Enterpricess          | Firewood Bill | 1 | 0 | 1202 | 11 |  |  | 130,843.15 |
| H.G.P.M.Plantation Pvt Ltd    | Firewood Bill | 1 | 0 | 1202 | 11 |  |  | 273,214.02 |
| H.G.P.M.Plantation Pvt Ltd    | Firewood Bill | 1 | 0 | 1202 | 11 |  |  | 253,015.37 |
| H.G.P.M.Plantation Pvt Ltd    | Firewood Bill | 1 | 0 | 1202 | 11 |  |  | 248,932.49 |
| H.G.P.M.Plantation Pvt Ltd    | Firewood Bill | 1 | 0 | 1202 | 11 |  |  | 228,131.04 |
| H.G.P.M.Plantation Pvt Ltd    | Firewood Bill | 1 | 0 | 1202 | 11 |  |  | 220,228.54 |
| H.G.P.M.Plantation Pvt Ltd    | Firewood Bill | 1 | 0 | 1202 | 11 |  |  | 196,721.00 |
| H.G.P.M.Plantation Pvt Ltd    | Firewood Bill | 1 | 0 | 1202 | 11 |  |  | 238,476.37 |
| H.G.P.M.Plantation Pvt Ltd    | Firewood Bill | 1 | 0 | 1202 | 11 |  |  | 197,710.79 |
| H.G.P.M.Plantation Pvt Ltd    | Firewood Bill | 1 | 0 | 1202 | 11 |  |  | 176,182.83 |
| H.G.P.M.Plantation Pvt Ltd    | Firewood Bill | 1 | 0 | 1202 | 11 |  |  | 188,307.77 |
| H.G.P.M.Plantation Pvt Ltd    | Firewood Bill | 1 | 0 | 1202 | 11 |  |  | 252,644.20 |
| H.G.P.M.Plantation Pvt Ltd    | Firewood Bill | 1 | 0 | 1202 | 11 |  |  | 381,811.95 |
| Mineral Spring Pvt Ltd        | Fuel Bill     | 1 | 0 | 1202 | 11 |  |  | 60,900.00  |
| H.G.P.M.Plantation Pvt Ltd    | Firewood Bill | 1 | 0 | 1202 | 11 |  |  | 319,167.20 |
| H.G.P.M.Plantation Pvt Ltd    | Firewood Bill | 1 | 0 | 1202 | 11 |  |  | 584,350.85 |
| H.G.P.M.Plantation Pvt Ltd    | Firewood Bill | 1 | 0 | 1202 | 11 |  |  | 428,573.83 |
| H.G.P.M.Plantation Pvt Ltd    | Firewood Bill | 1 | 0 | 1202 | 11 |  |  | 693,227.88 |
| H.G.P.M.Plantation Pvt Ltd    | Firewood Bill | 1 | 0 | 1202 | 11 |  |  | 511,152.34 |



|                            |                      |   |   |      |    |  |              |
|----------------------------|----------------------|---|---|------|----|--|--------------|
| H.G.P.M.Plantation Pvt Ltd | Firewood Bill        | 1 | 0 | 1202 | 11 |  | 542,083.32   |
| H.G.P.M.Plantation Pvt Ltd | Firewood Bill        | 1 | 0 | 1202 | 11 |  | 595,313.37   |
| Sudeena Suppliers          | Firewood Bill        | 1 | 0 | 1202 | 11 |  | 215,380.85   |
| Sudeena Suppliers          | Firewood Bill        | 1 | 0 | 1202 | 11 |  | 306,803.28   |
| Sudeena Suppliers          | Firewood Bill        | 1 | 0 | 1202 | 11 |  | 202,109.25   |
| Sudeena Suppliers          | Firewood Bill        | 1 | 0 | 1202 | 11 |  | 278,226.04   |
| Sudeena Suppliers          | Firewood Bill        | 1 | 0 | 1202 | 11 |  | 195,834.51   |
| Sudeena Suppliers          | Firewood Bill        | 1 | 0 | 1202 | 11 |  | 251,277.18   |
| Sudeena Suppliers          | Firewood Bill        | 1 | 0 | 1202 | 11 |  | 181,978.88   |
| Tudor Subhasinghe Traders  | Fuel Bill            | 1 | 0 | 1202 | 11 |  | 48,001.97    |
| Tudor Subhasinghe Traders  | Fuel Bill            | 1 | 0 | 1202 | 11 |  | 245,106.69   |
| Tudor Subhasinghe Traders  | Fuel Bill            | 1 | 0 | 1202 | 11 |  | 257,646.54   |
| Tudor Subhasinghe Traders  | Fuel Bill            | 1 | 0 | 1202 | 11 |  | 219,811.27   |
| Tudor Subhasinghe Traders  | Fuel Bill            | 1 | 0 | 1202 | 11 |  | 256,271.20   |
| Tudor Subhasinghe Traders  | Fuel Bill            | 1 | 0 | 1202 | 11 |  | 254,086.84   |
| Madduma Distributors       | Gas Bill             | 1 | 0 | 1202 | 11 |  | 54,318.00    |
| Madduma Distributors       | Gas Bill             | 1 | 0 | 1202 | 11 |  | 37,412.00    |
| Thiyagaraja And Company    | Firewood Bill        | 1 | 0 | 1202 | 11 |  | 399,530.36   |
| Thiyagaraja And Company    | Firewood Bill        | 1 | 0 | 1202 | 11 |  | 405,636.00   |
| Thiyagaraja And Company    | Firewood Bill        | 1 | 0 | 1202 | 11 |  | 571,544.61   |
| Thiyagaraja And Company    | Firewood Bill        | 1 | 0 | 1202 | 11 |  | 436,829.95   |
| Thiyagaraja And Company    | Firewood Bill        | 1 | 0 | 1202 | 11 |  | 614,100.61   |
| Wickramarathnes Pvt Ltd    | Dry Rations Supplies | 1 | 0 | 1203 | 11 |  | 5,742,299.10 |
| Wickramarathnes Pvt Ltd    | Dry Rations Supplies | 1 | 0 | 1203 | 11 |  | 2,121,128.00 |
| Wickramarathnes Pvt Ltd    | Dry Rations Supplies | 1 | 0 | 1203 | 11 |  | 1,724,195.50 |
| Wickramarathnes Pvt Ltd    | Dry Rations Supplies | 1 | 0 | 1203 | 11 |  | 2,354,080.00 |
| Wickramarathnes Pvt Ltd    | Dry Rations Supplies | 1 | 0 | 1203 | 11 |  | 1,937,250.00 |
| Wickramarathnes Pvt Ltd    | Rice Supplies        | 1 | 0 | 1203 | 11 |  | 87,342.00    |
| Wickramarathnes Pvt Ltd    | Rice Supplies        | 1 | 0 | 1203 | 11 |  | 1,471,300.00 |
| Wickramarathnes Pvt Ltd    | Rice Supplies        | 1 | 0 | 1203 | 11 |  | 1,471,300.00 |
| Wickramarathnes Pvt Ltd    | Rice Supplies        | 1 | 0 | 1203 | 11 |  | 153,270.00   |
| Wickramarathnes Pvt Ltd    | Rice Supplies        | 1 | 0 | 1203 | 11 |  | 153,270.00   |
| Wickramarathnes Pvt Ltd    | Rice Supplies        | 1 | 0 | 1203 | 11 |  | 30,654.00    |
| Wickramarathnes Pvt Ltd    | Rice Supplies        | 1 | 0 | 1203 | 11 |  | 22,990.50    |
| Wickramarathnes Pvt Ltd    | Ration Supplies      | 1 | 0 | 1203 | 11 |  | 21,213.15    |
| Wickramarathnes Pvt Ltd    | Ration Supplies      | 1 | 0 | 1203 | 11 |  | 20,225.55    |
| Wickramarathnes Pvt Ltd    | Ration Supplies      | 1 | 0 | 1203 | 11 |  | 23,337.18    |



# CHAPTER 3

|                        |                                   |   |   |      |    |  |  |              |
|------------------------|-----------------------------------|---|---|------|----|--|--|--------------|
| Wickramaratnes Pvt Ltd | Ration Supplies                   | 1 | 0 | 1203 | 11 |  |  | 199,500.00   |
| Wickramaratnes Pvt Ltd | Vegetable Supplies                | 1 | 0 | 1203 | 11 |  |  | 395,342.20   |
| Wickramaratnes Pvt Ltd | Vegetable Supplies                | 1 | 0 | 1203 | 11 |  |  | 430,289.76   |
| Wickramaratnes Pvt Ltd | Ration Supplies                   | 1 | 0 | 1203 | 11 |  |  | 4,230,000.00 |
| Wickramaratnes Pvt Ltd | Rice Supplies                     | 1 | 0 | 1203 | 11 |  |  | 4,447,760.00 |
| Wickramaratnes Pvt Ltd | Ration Supplies                   | 1 | 0 | 1203 | 11 |  |  | 672.00       |
| Wickramaratnes Pvt Ltd | Ration Supplies                   | 1 | 0 | 1203 | 11 |  |  | 398,740.00   |
| Wickramaratnes Pvt Ltd | Ration Supplies                   | 1 | 0 | 1203 | 11 |  |  | 903,168.00   |
| Wickramaratnes Pvt Ltd | Ration Supplies                   | 1 | 0 | 1203 | 11 |  |  | 223,880.00   |
| Wickramaratnes Pvt Ltd | Rice Supplies                     | 1 | 0 | 1203 | 11 |  |  | 1,235,892.00 |
| Wickramaratnes Pvt Ltd | Ration Supplies                   | 1 | 0 | 1203 | 11 |  |  | 3,360.00     |
| Wickramaratnes Pvt Ltd | Ration Supplies                   | 1 | 0 | 1203 | 11 |  |  | 2,638.00     |
| Wickramaratnes Pvt Ltd | Meat,Fish,Dried fish,Egg Supplies | 1 | 0 | 1203 | 11 |  |  | 417,562.76   |
| Azees and Sons Pvt Ltd | Meat,Fish,Dried fish,Egg Supplies | 1 | 0 | 1203 | 11 |  |  | 7,027,071.00 |
| Wickramaratnes Pvt Ltd | Vegetable Supplies                | 1 | 0 | 1203 | 11 |  |  | 6,038,111.30 |
| Wickramaratnes Pvt Ltd | Vegetable Supplies                | 1 | 0 | 1203 | 11 |  |  | 436,075.64   |
| Wickramaratnes Pvt Ltd | Rice Supplies                     | 1 | 0 | 1203 | 11 |  |  | 61,308.00    |
| Wickramaratnes Pvt Ltd | Rice Supplies                     | 1 | 0 | 1203 | 11 |  |  | 1,330,310.00 |
| Wickramaratnes Pvt Ltd | Ration Supplies                   | 1 | 0 | 1203 | 11 |  |  | 85,500.00    |
| Wickramaratnes Pvt Ltd | Rice Supplies                     | 1 | 0 | 1203 | 11 |  |  | 1,471,300.00 |
| Wickramaratnes Pvt Ltd | Rice Supplies                     | 1 | 0 | 1203 | 11 |  |  | 294,260.00   |
| Wickramaratnes Pvt Ltd | Rice Supplies                     | 1 | 0 | 1203 | 11 |  |  | 91,962.00    |
| Wickramaratnes Pvt Ltd | Ration Supplies                   | 1 | 0 | 1203 | 11 |  |  | 21,781.36    |
| Wickramaratnes Pvt Ltd | Rice Supplies                     | 1 | 0 | 1203 | 11 |  |  | 1,029,910.00 |
| Wickramaratnes Pvt Ltd | Ration Supplies                   | 1 | 0 | 1203 | 11 |  |  | 199,500.00   |
| Wickramaratnes Pvt Ltd | Ration Supplies                   | 1 | 0 | 1203 | 11 |  |  | 8,970.00     |
| Wickramaratnes Pvt Ltd | Rice Supplies                     | 1 | 0 | 1203 | 11 |  |  | 2,400,061.00 |
| Wickramaratnes Pvt Ltd | Ration Supplies                   | 1 | 0 | 1203 | 11 |  |  | 322,675.00   |
| Wickramaratnes Pvt Ltd | Ration Supplies                   | 1 | 0 | 1203 | 11 |  |  | 67,275.00    |
| Wickramaratnes Pvt Ltd | Rice Supplies                     | 1 | 0 | 1203 | 11 |  |  | 30,654.00    |
| Wickramaratnes Pvt Ltd | Rice Supplies                     | 1 | 0 | 1203 | 11 |  |  | 30,654.00    |
| Wickramaratnes Pvt Ltd | Rice Supplies                     | 1 | 0 | 1203 | 11 |  |  | 30,654.00    |
| Wickramaratnes Pvt Ltd | Ration Supplies                   | 1 | 0 | 1203 | 11 |  |  | 2,165,559.30 |
| Wickramaratnes Pvt Ltd | Ration Supplies                   | 1 | 0 | 1203 | 11 |  |  | 362,986.36   |
| Wickramaratnes Pvt Ltd | Rice Supplies                     | 1 | 0 | 1203 | 11 |  |  | 91,962.00    |
| Wickramaratnes Pvt Ltd | Rice Supplies                     | 1 | 0 | 1203 | 11 |  |  | 91,962.00    |
| Wickramaratnes Pvt Ltd | Rice Supplies                     | 1 | 0 | 1203 | 11 |  |  | 61,308.00    |



|                          |                                      |   |   |      |    |  |              |
|--------------------------|--------------------------------------|---|---|------|----|--|--------------|
| Wickramaratnes Pvt Ltd   | Ration Supplies                      | 1 | 0 | 1203 | 11 |  | 50,477.00    |
| Wickramaratnes Pvt Ltd   | Ration Supplies                      | 1 | 0 | 1203 | 11 |  | 218,053.00   |
| Wickramaratnes Pvt Ltd   | Rice Supplies                        | 1 | 0 | 1203 | 11 |  | 153,270.00   |
| Wickramaratnes Pvt Ltd   | Ration Supplies                      | 1 | 0 | 1203 | 11 |  | 27,500.00    |
| Wickramaratnes Pvt Ltd   | Meat, Fish, Dried fish, Egg Supplies | 1 | 0 | 1203 | 11 |  | 6,520,221.74 |
| Sea Lobster Enterpricess | Meat, Fish, Dried fish, Egg Supplies | 1 | 0 | 1203 | 11 |  | 761,452.48   |
| Azees and Sons Pvt Ltd   | Meat, Fish, Dried fish, Egg Supplies | 1 | 0 | 1203 | 11 |  | 7,014,195.00 |
| Azees and Sons Pvt Ltd   | Meat, Fish, Dried fish, Egg Supplies | 1 | 0 | 1203 | 11 |  | 706,733.50   |
| Azees and Sons Pvt Ltd   | Meat, Fish, Dried fish, Egg Supplies | 1 | 0 | 1203 | 11 |  | 7,461,357.50 |
| Azees and Sons Pvt Ltd   | Meat, Fish, Dried fish, Egg Supplies | 1 | 0 | 1203 | 11 |  | 694,364.75   |
| Sea Lobster Enterpricess | Meat, Fish, Dried fish, Egg Supplies | 1 | 0 | 1203 | 11 |  | 3,682,395.27 |
| Sea Lobster Enterpricess | Meat, Fish, Dried fish, Egg Supplies | 1 | 0 | 1203 | 11 |  | 402,526.52   |
| Sea Lobster Enterpricess | Meat, Fish, Dried fish, Egg Supplies | 1 | 0 | 1203 | 11 |  | 377,337.29   |
| Sea Lobster Enterpricess | Meat, Fish, Dried fish, Egg Supplies | 1 | 0 | 1203 | 11 |  | 3,193,961.43 |
| Wickramaratnes Pvt Ltd   | Rice Supplies                        | 1 | 0 | 1203 | 11 |  | 2,366,360.00 |
| Wickramaratnes Pvt Ltd   | Ration Supplies                      | 1 | 0 | 1203 | 11 |  | 527,792.50   |
| Wickramaratnes Pvt Ltd   | Ration Supplies                      | 1 | 0 | 1203 | 11 |  | 30,090.60    |
| Wickramaratnes Pvt Ltd   | Ration Supplies                      | 1 | 0 | 1203 | 11 |  | 7,392.00     |
| Wickramaratnes Pvt Ltd   | Ration Supplies                      | 1 | 0 | 1203 | 11 |  | 4,830.00     |
| Wickramaratnes Pvt Ltd   | Rice Supplies                        | 1 | 0 | 1203 | 11 |  | 737,170.00   |
| Wickramaratnes Pvt Ltd   | Rice Supplies                        | 1 | 0 | 1203 | 11 |  | 588,520.00   |
| Wickramaratnes Pvt Ltd   | Rice Supplies                        | 1 | 0 | 1203 | 11 |  | 1,624,570.00 |
| Wickramaratnes Pvt Ltd   | Rice Supplies                        | 1 | 0 | 1203 | 11 |  | 533,352.00   |
| Wickramaratnes Pvt Ltd   | Ration Supplies                      | 1 | 0 | 1203 | 11 |  | 4,140.00     |
| Wickramaratnes Pvt Ltd   | Rice Supplies                        | 1 | 0 | 1203 | 11 |  | 588,520.00   |
| Wickramaratnes Pvt Ltd   | Rice Supplies                        | 1 | 0 | 1203 | 11 |  | 294,260.00   |
| Wickramaratnes Pvt Ltd   | Vegitable Supplies                   | 1 | 0 | 1203 | 11 |  | 495,725.99   |
| Wickramaratnes Pvt Ltd   | Vegitable Supplies                   | 1 | 0 | 1203 | 11 |  | 6,420,997.91 |
| Wickramaratnes Pvt Ltd   | Vegitable Supplies                   | 1 | 0 | 1203 | 11 |  | 6,245,395.99 |
| Wickramaratnes Pvt Ltd   | Vegitable Supplies                   | 1 | 0 | 1203 | 11 |  | 523,264.85   |
| Wickramaratnes Pvt Ltd   | Rice Supplies                        | 1 | 0 | 1203 | 11 |  | 882,780.00   |
| Wickramaratnes Pvt Ltd   | Rice Supplies                        | 1 | 0 | 1203 | 11 |  | 1,097,358.00 |
| Wickramaratnes Pvt Ltd   | Rice Supplies                        | 1 | 0 | 1203 | 11 |  | 588,520.00   |
| Wickramaratnes Pvt Ltd   | Ration Supplies                      | 1 | 0 | 1203 | 11 |  | 20,190.80    |
| Wickramaratnes Pvt Ltd   | Rice Supplies                        | 1 | 0 | 1203 | 11 |  | 882,780.00   |
| Wickramaratnes Pvt Ltd   | Rice Supplies                        | 1 | 0 | 1203 | 11 |  | 1,563,262.00 |
| Wickramaratnes Pvt Ltd   | Vegitable Supplies                   | 1 | 0 | 1203 | 11 |  | 5,852,130.45 |



# CHAPTER 3

|                         |                                      |   |   |      |    |  |              |
|-------------------------|--------------------------------------|---|---|------|----|--|--------------|
| Wickramaratnes Pvt Ltd  | Vegetable Supplies                   | 1 | 0 | 1203 | 11 |  | 490,985.76   |
| Wickramaratnes Pvt Ltd  | Rice Supplies                        | 1 | 0 | 1203 | 11 |  | 1,177,040.00 |
| Wickramaratnes Pvt Ltd  | Ration Supplies                      | 1 | 0 | 1203 | 11 |  | 81,983.86    |
| Wickramaratnes Pvt Ltd  | Ration Supplies                      | 1 | 0 | 1203 | 11 |  | 1,321,478.70 |
| Wickramaratnes Pvt Ltd  | Rice Supplies                        | 1 | 0 | 1203 | 11 |  | 91,962.00    |
| Wickramaratnes Pvt Ltd  | Rice Supplies                        | 1 | 0 | 1203 | 11 |  | 91,962.00    |
| Wickramaratnes Pvt Ltd  | Rice Supplies                        | 1 | 0 | 1203 | 11 |  | 17,468.40    |
| Wickramaratnes Pvt Ltd  | Ration Supplies                      | 1 | 0 | 1203 | 11 |  | 555,296.80   |
| Wickramaratnes Pvt Ltd  | Ration Supplies                      | 1 | 0 | 1203 | 11 |  | 1,036,050.00 |
| Wickramaratnes Pvt Ltd  | Ration Supplies                      | 1 | 0 | 1203 | 11 |  | 44,776.00    |
| Wickramaratnes Pvt Ltd  | Rice Supplies                        | 1 | 0 | 1203 | 11 |  | 1,471,300.00 |
| Wickramaratnes Pvt Ltd  | Ration Supplies                      | 1 | 0 | 1203 | 11 |  | 67,164.00    |
| Wickramaratnes Pvt Ltd  | Ration Supplies                      | 1 | 0 | 1203 | 11 |  | 230,480.00   |
| Wickramaratnes Pvt Ltd  | Ration Supplies                      | 1 | 0 | 1203 | 11 |  | 19,250.00    |
| Wickramaratnes Pvt Ltd  | Ration Supplies                      | 1 | 0 | 1203 | 11 |  | 686,543.00   |
| Wickramaratnes Pvt Ltd  | Rice Supplies                        | 1 | 0 | 1203 | 11 |  | 472,044.00   |
| Wickramaratnes Pvt Ltd  | Rice Supplies                        | 1 | 0 | 1203 | 11 |  | 1,207,694.00 |
| Wickramaratnes Pvt Ltd  | Rice Supplies                        | 1 | 0 | 1203 | 11 |  | 61,308.00    |
| Wickramaratnes Pvt Ltd  | Ration Supplies                      | 1 | 0 | 1203 | 11 |  | 781,639.60   |
| Azees and Sons Pvt Ltd  | Meat, Fish, Dried fish, Egg Supplies | 1 | 0 | 1203 | 11 |  | 567,993.25   |
| Sea Lobster Enterprises | Meat, Fish, Dried fish, Egg Supplies | 1 | 0 | 1203 | 11 |  | 436,141.95   |
| Sea Lobster Enterprises | Meat, Fish, Dried fish, Egg Supplies | 1 | 0 | 1203 | 11 |  | 3,273,282.06 |
| Sea Lobster Enterprises | Meat, Fish, Dried fish, Egg Supplies | 1 | 0 | 1203 | 11 |  | 472,148.56   |
| Sea Lobster Enterprises | Meat, Fish, Dried fish, Egg Supplies | 1 | 0 | 1203 | 11 |  | 3,388,032.06 |
| Sea Lobster Enterprises | Meat, Fish, Dried fish, Egg Supplies | 1 | 0 | 1203 | 11 |  | 3,854,500.91 |
| Sea Lobster Enterprises | Meat, Fish, Dried fish, Egg Supplies | 1 | 0 | 1203 | 11 |  | 521,615.88   |
| Wickramaratnes Pvt Ltd  | Ration Supplies                      | 1 | 0 | 1203 | 11 |  | 1,917,936.50 |
| Wickramaratnes Pvt Ltd  | Rice Supplies                        | 1 | 0 | 1203 | 11 |  | 7,663.50     |
| Wickramaratnes Pvt Ltd  | Rice Supplies                        | 1 | 0 | 1203 | 11 |  | 1,177,040.00 |
| Wickramaratnes Pvt Ltd  | Rice Supplies                        | 1 | 0 | 1203 | 11 |  | 2,354,080.00 |
| Wickramaratnes Pvt Ltd  | Rice Supplies                        | 1 | 0 | 1203 | 11 |  | 1,765,560.00 |
| Wickramaratnes Pvt Ltd  | Rice Supplies                        | 1 | 0 | 1203 | 11 |  | 2,648,340.00 |
| Wickramaratnes Pvt Ltd  | Ration Supplies                      | 1 | 0 | 1203 | 11 |  | 12,200.00    |
| Wickramaratnes Pvt Ltd  | Dry Rations Supplies                 | 1 | 0 | 1203 | 11 |  | 1,242,911.35 |
| Wickramaratnes Pvt Ltd  | Dry Rations Supplies                 | 1 | 0 | 1203 | 11 |  | 1,063,326.75 |
| Wickramaratnes Pvt Ltd  | Ration Supplies                      | 1 | 0 | 1203 | 11 |  | 34,122.00    |
| Wickramaratnes Pvt Ltd  | Ration Supplies                      | 1 | 0 | 1203 | 11 |  | 34,122.00    |



|                        |                                   |   |   |      |    |  |  |              |
|------------------------|-----------------------------------|---|---|------|----|--|--|--------------|
| Wickramaratnes Pvt Ltd | Ration Supplies                   | 1 | 0 | 1203 | 11 |  |  | 23,337.18    |
| Wickramaratnes Pvt Ltd | Rice Supplies                     | 1 | 0 | 1203 | 11 |  |  | 22,990.00    |
| Wickramaratnes Pvt Ltd | Dry Rations Supplies              | 1 | 0 | 1203 | 11 |  |  | 15,143.10    |
| Wickramaratnes Pvt Ltd | Meat,Fish,Dried fish,Egg Supplies | 1 | 0 | 1203 | 11 |  |  | 1,293,256.68 |
| Wickramaratnes Pvt Ltd | Row Food Supplies                 | 1 | 0 | 1203 | 11 |  |  | 3,890,376.71 |
| Wickramaratnes Pvt Ltd | Row Food Supplies                 | 1 | 0 | 1203 | 11 |  |  | 3,929,065.00 |
| Wickramaratnes Pvt Ltd | Ration Supplies                   | 1 | 0 | 1203 | 11 |  |  | 44,850.00    |
| Wickramaratnes Pvt Ltd | Dry Rations Supplies              | 1 | 0 | 1203 | 11 |  |  | 27,500.00    |
| Wickramaratnes Pvt Ltd | Meat,Fish,Dried fish,Egg Supplies | 1 | 0 | 1203 | 11 |  |  | 1,246,031.71 |
| Wickramaratnes Pvt Ltd | Ration Supplies                   | 1 | 0 | 1203 | 11 |  |  | 31,116.24    |
| Wickramaratnes Pvt Ltd | Dry Rations Supplies              | 1 | 0 | 1203 | 11 |  |  | 166,870.00   |
| Wickramaratnes Pvt Ltd | Dry Rations Supplies              | 1 | 0 | 1203 | 11 |  |  | 13,750.00    |
| Wickramaratnes Pvt Ltd | Meat,Fish,Dried fish,Egg Supplies | 1 | 0 | 1203 | 11 |  |  | 1,323,132.71 |
| Wickramaratnes Pvt Ltd | Rice Supplies                     | 1 | 0 | 1203 | 11 |  |  | 2,354,080.00 |
| Wickramaratnes Pvt Ltd | Dry Rations Supplies              | 1 | 0 | 1203 | 11 |  |  | 868,272.95   |
| Wickramaratnes Pvt Ltd | Meat,Fish,Dried fish,Egg Supplies | 1 | 0 | 1203 | 11 |  |  | 1,437,198.27 |
| Wickramaratnes Pvt Ltd | Rice Supplies                     | 1 | 0 | 1203 | 11 |  |  | 1,765,560.00 |
| Wickramaratnes Pvt Ltd | Dry Rations Supplies              | 1 | 0 | 1203 | 11 |  |  | 25,075.50    |
| Wickramaratnes Pvt Ltd | Dry Rations Supplies              | 1 | 0 | 1203 | 11 |  |  | 56,974.68    |
| Wickramaratnes Pvt Ltd | Rice Supplies                     | 1 | 0 | 1203 | 11 |  |  | 52,629.06    |
| Wickramaratnes Pvt Ltd | Rice Supplies                     | 1 | 0 | 1203 | 11 |  |  | 882,780.00   |
| Wickramaratnes Pvt Ltd | Rice Supplies                     | 1 | 0 | 1203 | 11 |  |  | 294,260.00   |
| Wickramaratnes Pvt Ltd | Ration Supplies                   | 1 | 0 | 1203 | 11 |  |  | 4,161,663.20 |
| Wickramaratnes Pvt Ltd | Meat,Fish,Dried fish,Egg Supplies | 1 | 0 | 1203 | 11 |  |  | 1,477,447.95 |
| Wickramaratnes Pvt Ltd | Ration Supplies                   | 1 | 0 | 1203 | 11 |  |  | 3,867,856.93 |
| Wickramaratnes Pvt Ltd | Meat,Fish,Dried fish,Egg Supplies | 1 | 0 | 1203 | 11 |  |  | 1,379,470.86 |
| Wickramaratnes Pvt Ltd | Meat,Fish,Dried fish,Egg Supplies | 1 | 0 | 1203 | 11 |  |  | 1,477,129.22 |
| Wickramaratnes Pvt Ltd | Ration Supplies                   | 1 | 0 | 1203 | 11 |  |  | 33,637.50    |
| Wickramaratnes Pvt Ltd | Dry Rations Supplies              | 1 | 0 | 1203 | 11 |  |  | 250,717.40   |
| Wickramaratnes Pvt Ltd | Dry Rations Supplies              | 1 | 0 | 1203 | 11 |  |  | 755,079.50   |
| Wickramaratnes Pvt Ltd | Dry Rations Supplies              | 1 | 0 | 1203 | 11 |  |  | 176,092.60   |
| Wickramaratnes Pvt Ltd | Rice Supplies                     | 1 | 0 | 1203 | 11 |  |  | 441,390.00   |
| Wickramaratnes Pvt Ltd | Rice Supplies                     | 1 | 0 | 1203 | 11 |  |  | 294,260.00   |
| Wickramaratnes Pvt Ltd | Rice Supplies                     | 1 | 0 | 1203 | 11 |  |  | 588,520.00   |
| Wickramaratnes Pvt Ltd | Rice Supplies                     | 1 | 0 | 1203 | 11 |  |  | 367,825.00   |
| Wickramaratnes Pvt Ltd | Rice Supplies                     | 1 | 0 | 1203 | 11 |  |  | 882,780.00   |
| Wickramaratnes Pvt Ltd | Rice Supplies                     | 1 | 0 | 1203 | 11 |  |  | 882,780.00   |



# CHAPTER 3

|                        |                                      |   |    |      |    |  |              |
|------------------------|--------------------------------------|---|----|------|----|--|--------------|
| Wickramaratnes Pvt Ltd | Rice Supplies                        | 1 | 0  | 1203 | 11 |  | 588,520.00   |
| Wickramaratnes Pvt Ltd | Rice Supplies                        | 1 | 0  | 1203 | 11 |  | 588,520.00   |
| Wickramaratnes Pvt Ltd | Rice Supplies                        | 1 | 0  | 1203 | 11 |  | 882,780.00   |
| Wickramaratnes Pvt Ltd | Rice Supplies                        | 1 | 0  | 1203 | 11 |  | 367,825.00   |
| Wickramaratnes Pvt Ltd | Rice Supplies                        | 1 | 0  | 1203 | 11 |  | 514,955.00   |
| Wickramaratnes Pvt Ltd | Dry Rations Supplies                 | 1 | 0  | 1203 | 11 |  | 25,238.50    |
| Wickramaratnes Pvt Ltd | Dry Rations Supplies                 | 1 | 0  | 1203 | 11 |  | 5,007.00     |
| Wickramaratnes Pvt Ltd | Dry Rations Supplies                 | 1 | 0  | 1203 | 11 |  | 80,035.00    |
| Wickramaratnes Pvt Ltd | Dry Rations Supplies                 | 1 | 0  | 1203 | 11 |  | 294,260.00   |
| Wickramaratnes Pvt Ltd | Ration Supplies                      | 1 | 0  | 1203 | 11 |  | 22,425.00    |
| Wickramaratnes Pvt Ltd | Dry Rations Supplies                 | 1 | 0  | 1203 | 11 |  | 815,571.75   |
| Wickramaratnes Pvt Ltd | Rice Supplies                        | 1 | 0  | 1203 | 11 |  | 61,308.00    |
| Wickramaratnes Pvt Ltd | Dry Rations Supplies                 | 1 | 0  | 1203 | 11 |  | 5,047.70     |
| Wickramaratnes Pvt Ltd | Ration Supplies                      | 1 | 0  | 1203 | 11 |  | 3,909,038.97 |
| Wickramaratnes Pvt Ltd | Dry Rations Supplies                 | 1 | 0  | 1203 | 11 |  | 201,837.00   |
| Wickramaratnes Pvt Ltd | Rice Supplies                        | 1 | 0  | 1203 | 11 |  | 588,520.00   |
| Wickramaratnes Pvt Ltd | Ration Supplies                      | 1 | 0  | 1203 | 11 |  | 588,520.00   |
| Wickramaratnes Pvt Ltd | Rice Supplies                        | 1 | 0  | 1203 | 11 |  | 45,496.00    |
| Wickramaratnes Pvt Ltd | Ration Supplies                      | 1 | 0  | 1203 | 11 |  | 294,260.00   |
| Wickramaratnes Pvt Ltd | Dry Rations Supplies                 | 1 | 0  | 1203 | 11 |  | 396,820.00   |
| Wickramaratnes Pvt Ltd | Meat, Fish, Dried fish, Egg Supplies | 1 | 0  | 1203 | 11 |  | 1,261,055.89 |
| Wickramaratnes Pvt Ltd | Ration Supplies                      | 1 | 0  | 1203 | 11 |  | 3,912,246.13 |
| Wickramaratnes Pvt Ltd | Dry Rations Supplies                 | 1 | 0  | 1203 | 11 |  | 134,558.00   |
| Wickramaratnes Pvt Ltd | Dry Rations Supplies                 | 1 | 0  | 1203 | 11 |  | 879,544.50   |
| Wickramaratnes Pvt Ltd | Ration Supplies                      | 1 | 0  | 1203 | 11 |  | 22,425.00    |
| Wickramaratnes Pvt Ltd | Dry Rations Supplies                 | 1 | 0  | 1203 | 11 |  | 220,058.00   |
| Wickramaratnes Pvt Ltd | Rice Supplies                        | 1 | 0  | 1203 | 11 |  | 2,721,905.00 |
| Wickramaratnes Pvt Ltd | Rice Supplies                        | 1 | 0  | 1203 | 11 |  | 1,177,040.00 |
| Wickramaratnes Pvt Ltd | Rice Supplies                        | 1 | 0  | 1203 | 11 |  | 1,177,040.00 |
| Wickramaratnes Pvt Ltd | Dry Rations Supplies                 | 1 | 0  | 1203 | 11 |  | 130,000.00   |
| Wickramaratnes Pvt Ltd | Ration Supplies                      | 1 | 0  | 1203 | 11 |  | 45,496.00    |
| Wickramaratnes Pvt Ltd | Rice Supplies                        | 1 | 0  | 1203 | 11 |  | 1,529,528.00 |
| Wickramaratnes Pvt Ltd | Dry Rations Supplies                 | 1 | -0 | 1203 | 11 |  | 201,169.70   |
| Wickramaratnes Pvt Ltd | Dry Rations Supplies                 | 1 | 0  | 1203 | 11 |  | 1,060,900.35 |
| Azees and Sons Pvt Ltd | Meat, Fish, Dried fish, Egg Supplies | 1 | 0  | 1203 | 11 |  | 150,912.00   |
| Azees and Sons Pvt Ltd | Meat, Fish, Dried fish, Egg Supplies | 1 | 0  | 1203 | 11 |  | 3,870,658.50 |
| Azees and Sons Pvt Ltd | Meat, Fish, Dried fish, Egg Supplies | 1 | 0  | 1203 | 11 |  | 1,495,808.00 |



|                               |                                      |   |   |      |    |  |              |
|-------------------------------|--------------------------------------|---|---|------|----|--|--------------|
| Azees and Sons Pvt Ltd        | Meat, Fish, Dried fish, Egg Supplies | 1 | 0 | 1203 | 11 |  | 69,456.00    |
| Azees and Sons Pvt Ltd        | Meat, Fish, Dried fish, Egg Supplies | 1 | 0 | 1203 | 11 |  | 75,216.00    |
| Azees and Sons Pvt Ltd        | Meat, Fish, Dried fish, Egg Supplies | 1 | 0 | 1203 | 11 |  | 4,162,390.50 |
| Azees and Sons Pvt Ltd        | Meat, Fish, Dried fish, Egg Supplies | 1 | 0 | 1203 | 11 |  | 4,157,181.00 |
| U.P.S. Malwatta               | Cooked Meal Supply                   | 1 | 0 | 1203 | 11 |  | 274,336.92   |
| U.P.S. Malwatta               | Cooked Meal Supply                   | 1 | 0 | 1203 | 11 |  | 314,229.96   |
| U.P.S. Malwatta               | Cooked Meal Supply                   | 1 | 0 | 1203 | 11 |  | 181,975.86   |
| U.P.S. Malwatta               | Cooked Meal Supply                   | 1 | 0 | 1203 | 11 |  | 199,898.82   |
| R. Kodithuwakku               | Cooked Meal Supply                   | 1 | 0 | 1203 | 11 |  | 267,355.20   |
| R. Kodithuwakku               | Cooked Meal Supply                   | 1 | 0 | 1203 | 11 |  | 402,305.92   |
| Wickramarathnes Pvt Ltd       | Vegetable Supplies                   | 1 | 0 | 1203 | 11 |  | 2,487,444.07 |
| Wickramarathnes Pvt Ltd       | Vegetable Supplies                   | 1 | 0 | 1203 | 11 |  | 2,373,921.19 |
| Azees and Sons Pvt Ltd        | Meat, Fish, Dried fish, Egg Supplies | 1 | 0 | 1203 | 11 |  | 374,496.00   |
| S.A.M. Azees Brothers Ovt Ltd | Dry Rations Supplies                 | 1 | 0 | 1203 | 11 |  | 200,767.80   |
| S.A.M. Azees Brothers Ovt Ltd | Dry Rations Supplies                 | 1 | 0 | 1203 | 11 |  | 124,337.50   |
| Rodesha Enterpricess          | Rice Supplies                        | 1 | 0 | 1203 | 11 |  | 2,478,591.00 |
| Wickramarathnes Pvt Ltd       | Vegetable Supplies                   | 1 | 0 | 1203 | 11 |  | 3,023,034.44 |
| S.A.M. Azees Brothers Ovt Ltd | Dry Rations Supplies                 | 1 | 0 | 1203 | 11 |  | 7,060.48     |
| S.A.M. Azees Brothers Ovt Ltd | Dry Rations Supplies                 | 1 | 0 | 1203 | 11 |  | 33,820.25    |
| Azees and Sons Pvt Ltd        | Meat, Fish, Dried fish, Egg Supplies | 1 | 0 | 1203 | 11 |  | 3,370,546.50 |
| Azees and Sons Pvt Ltd        | Meat, Fish, Dried fish, Egg Supplies | 1 | 0 | 1203 | 11 |  | 600,048.00   |
| Sea Lobster Enterpricess      | Meat, Fish, Dried fish, Egg Supplies | 1 | 0 | 1203 | 11 |  | 675,051.89   |
| Sea Lobster Enterpricess      | Meat, Fish, Dried fish, Egg Supplies | 1 | 0 | 1203 | 11 |  | 925,768.69   |
| Wickramarathnes Pvt Ltd       | Dry Rations Supplies                 | 1 | 0 | 1203 | 11 |  | 21,840.00    |
| Wickramarathnes Pvt Ltd       | Vegetable Supplies                   | 1 | 0 | 1203 | 11 |  | 3,139,467.40 |
| Wickramarathnes Pvt Ltd       | Vegetable Supplies                   | 1 | 0 | 1203 | 11 |  | 2,896,951.15 |
| Wickramarathnes Pvt Ltd       | Dry Rations Supplies                 | 1 | 0 | 1203 | 11 |  | 30,204.06    |
| Wickramarathnes Pvt Ltd       | Dry Rations Supplies                 | 1 | 0 | 1203 | 11 |  | 778,905.50   |
| Wickramarathnes Pvt Ltd       | Vegetable Supplies                   | 1 | 0 | 1203 | 11 |  | 781,443.10   |
| Sea Lobster Enterpricess      | Meat, Fish, Dried fish, Egg Supplies | 1 | 0 | 1203 | 11 |  | 557,045.88   |
| S.A.M. Azees Brothers Ovt Ltd | Dry Rations Supplies                 | 1 | 0 | 1203 | 11 |  | 16,816.80    |
| Wickramarathnes Pvt Ltd       | Dry Rations Supplies                 | 1 | 0 | 1203 | 11 |  | 15,327.00    |
| Wickramarathnes Pvt Ltd       | Dry Rations Supplies                 | 1 | 0 | 1203 | 11 |  | 1,180,614.00 |
| Wickramarathnes Pvt Ltd       | Dry Rations Supplies                 | 1 | 0 | 1203 | 11 |  | 1,029,910.00 |
| Wickramarathnes Pvt Ltd       | Dry Rations Supplies                 | 1 | 0 | 1203 | 11 |  | 882,780.00   |
| Wickramarathnes Pvt Ltd       | Rice Supplies                        | 1 | 0 | 1203 | 11 |  | 1,727,133.70 |
| Wickramarathnes Pvt Ltd       | Rice Supplies                        | 1 | 0 | 1203 | 11 |  | 1,618,141.40 |



# CHAPTER 3

|                         |                                      |   |   |      |    |  |              |
|-------------------------|--------------------------------------|---|---|------|----|--|--------------|
| Wickramaratnes Pvt Ltd  | Dry Rations Supplies                 | 1 | 0 | 1203 | 11 |  | 772,881.60   |
| Wickramaratnes Pvt Ltd  | Vegetable Supplies                   | 1 | 0 | 1203 | 11 |  | 3,274,321.00 |
| Wickramaratnes Pvt Ltd  | Dry Rations Supplies                 | 1 | 0 | 1203 | 11 |  | 22,748.00    |
| Wickramaratnes Pvt Ltd  | Rice Supplies                        | 1 | 0 | 1203 | 11 |  | 7,663.50     |
| Wickramaratnes Pvt Ltd  | Rice Supplies                        | 1 | 0 | 1203 | 11 |  | 45,981.00    |
| Wickramaratnes Pvt Ltd  | Dry Rations Supplies                 | 1 | 0 | 1203 | 11 |  | 5,606.25     |
| Wickramaratnes Pvt Ltd  | Dry Rations Supplies                 | 1 | 0 | 1203 | 11 |  | 7,848.75     |
| Wickramaratnes Pvt Ltd  | Dry Rations Supplies                 | 1 | 0 | 1203 | 11 |  | 14,002.30    |
| Wickramaratnes Pvt Ltd  | Dry Rations Supplies                 | 1 | 0 | 1203 | 11 |  | 61,000.00    |
| Sea Lobster Enterprises | Meat, Fish, Dried fish, Egg Supplies | 1 | 0 | 1203 | 11 |  | 963,102.92   |
| Azees and Sons Pvt Ltd  | Meat, Fish, Dried fish, Egg Supplies | 1 | 0 | 1203 | 11 |  | 3,589,345.50 |
| Azees and Sons Pvt Ltd  | Meat, Fish, Dried fish, Egg Supplies | 1 | 0 | 1203 | 11 |  | 638,928.00   |
| R. Kodithuwakku         | Cooked Meal Supply                   | 1 | 0 | 1203 | 11 |  | 313,024.00   |
| U.P.S. Malwatta         | Cooked Meal Supply                   | 1 | 0 | 1203 | 11 |  | 467,941.68   |
| Sea Lobster Enterprises | Meat, Fish, Dried fish, Egg Supplies | 1 | 0 | 1203 | 11 |  | 1,197,139.12 |
| Wickramaratnes Pvt Ltd  | Vegetable Supplies                   | 1 | 0 | 1203 | 11 |  | 3,494,882.73 |
| Wickramaratnes Pvt Ltd  | Dry Rations Supplies                 | 1 | 0 | 1203 | 11 |  | 85,500.00    |
| Wickramaratnes Pvt Ltd  | Rice Supplies                        | 1 | 0 | 1203 | 11 |  | 205,982.00   |
| Wickramaratnes Pvt Ltd  | Dry Rations Supplies                 | 1 | 0 | 1203 | 11 |  | 13,124.02    |
| Wickramaratnes Pvt Ltd  | Dry Rations Supplies                 | 1 | 0 | 1203 | 11 |  | 1,863,213.58 |
| Wickramaratnes Pvt Ltd  | Dry Rations Supplies                 | 1 | 0 | 1203 | 11 |  | 560,792.40   |
| Wickramaratnes Pvt Ltd  | Rice Supplies                        | 1 | 0 | 1203 | 11 |  | 15,327.00    |
| Wickramaratnes Pvt Ltd  | Dry Rations Supplies                 | 1 | 0 | 1203 | 11 |  | 33,637.50    |
| Wickramaratnes Pvt Ltd  | Dry Rations Supplies                 | 1 | 0 | 1203 | 11 |  | 20,182.50    |
| Wickramaratnes Pvt Ltd  | Rice Supplies                        | 1 | 0 | 1203 | 11 |  | 38,317.50    |
| Wickramaratnes Pvt Ltd  | Ration Supplies                      | 1 | 0 | 1203 | 11 |  | 22,053.63    |
| Sea Lobster Enterprises | Meat, Fish, Dried fish, Egg Supplies | 1 | 0 | 1203 | 11 |  | 1,204,675.83 |
| U.P.S. Malwatta         | Cooked Meal Supply                   | 1 | 0 | 1203 | 11 |  | 482,167.92   |
| R. Kodithuwakku         | Cooked Meal Supply                   | 1 | 0 | 1203 | 11 |  | 330,076.80   |
| Azees and Sons Pvt Ltd  | Meat, Fish, Dried fish, Egg Supplies | 1 | 0 | 1203 | 11 |  | 3,624,075.50 |
| Azees and Sons Pvt Ltd  | Meat, Fish, Dried fish, Egg Supplies | 1 | 0 | 1203 | 11 |  | 307,632.00   |
| Sea Lobster Enterprises | Meat, Fish, Dried fish, Egg Supplies | 1 | 0 | 1203 | 11 |  | 1,309,067.90 |
| Wickramaratnes Pvt Ltd  | Dry Rations Supplies                 | 1 | 0 | 1203 | 11 |  | 49,812.61    |
| Wickramaratnes Pvt Ltd  | Rice Supplies                        | 1 | 0 | 1203 | 11 |  | 588,520.00   |
| Wickramaratnes Pvt Ltd  | Dry Rations Supplies                 | 1 | 0 | 1203 | 11 |  | 68,750.00    |
| Wickramaratnes Pvt Ltd  | Rice Supplies                        | 1 | 0 | 1203 | 11 |  | 968,280.00   |
| Wickramaratnes Pvt Ltd  | Dry Rations Supplies                 | 1 | 0 | 1203 | 11 |  | 727,431.50   |



|                         |                                      |   |   |      |    |  |  |              |
|-------------------------|--------------------------------------|---|---|------|----|--|--|--------------|
| Wickramarathnes Pvt Ltd | Dry Rations Supplies                 | 1 | 0 | 1203 | 11 |  |  | 789,578.50   |
| Wickramarathnes Pvt Ltd | Ration Supplies                      | 1 | 0 | 1203 | 11 |  |  | 7,590.00     |
| Wickramarathnes Pvt Ltd | Ration Supplies                      | 1 | 0 | 1203 | 11 |  |  | 7,590.00     |
| Wickramarathnes Pvt Ltd | Vegetable Supplies                   | 1 | 0 | 1203 | 11 |  |  | 3,254,015.19 |
| Wickramarathnes Pvt Ltd | Vegetable Supplies                   | 1 | 0 | 1203 | 11 |  |  | 3,188,773.95 |
| Wickramarathnes Pvt Ltd | Dry Rations Supplies                 | 1 | 0 | 1203 | 11 |  |  | 336,395.00   |
| Wickramarathnes Pvt Ltd | Rice Supplies                        | 1 | 0 | 1203 | 11 |  |  | 294,260.00   |
| Wickramarathnes Pvt Ltd | Rice Supplies                        | 1 | 0 | 1203 | 11 |  |  | 588,520.00   |
| Wickramarathnes Pvt Ltd | Dry Rations Supplies                 | 1 | 0 | 1203 | 11 |  |  | 520,434.60   |
| Wickramarathnes Pvt Ltd | Rice Supplies                        | 1 | 0 | 1203 | 11 |  |  | 294,260.00   |
| Wickramarathnes Pvt Ltd | Dry Rations Supplies                 | 1 | 0 | 1203 | 11 |  |  | 1,165,270.70 |
| Wickramarathnes Pvt Ltd | Ration Supplies                      | 1 | 0 | 1203 | 11 |  |  | 7,590.00     |
| Wickramarathnes Pvt Ltd | Ration Supplies                      | 1 | 0 | 1203 | 11 |  |  | 7,590.00     |
| Wickramarathnes Pvt Ltd | Vegetable Supplies                   | 1 | 0 | 1203 | 11 |  |  | 3,164,831.58 |
| Wickramarathnes Pvt Ltd | Ration Supplies                      | 1 | 0 | 1203 | 11 |  |  | 7,590.00     |
| Wickramarathnes Pvt Ltd | Ration Supplies                      | 1 | 0 | 1203 | 11 |  |  | 7,590.00     |
| Wickramarathnes Pvt Ltd | Rice Supplies                        | 1 | 0 | 1203 | 11 |  |  | 494,847.80   |
| Wickramarathnes Pvt Ltd | Rice Supplies                        | 1 | 0 | 1203 | 11 |  |  | 294,260.00   |
| Wickramarathnes Pvt Ltd | Dry Rations Supplies                 | 1 | 0 | 1203 | 11 |  |  | 1,108,655.15 |
| Wickramarathnes Pvt Ltd | Rice Supplies                        | 1 | 0 | 1203 | 11 |  |  | 294,260.00   |
| Wickramarathnes Pvt Ltd | Rice Supplies                        | 1 | 0 | 1203 | 11 |  |  | 684,262.10   |
| Wickramarathnes Pvt Ltd | Rice Supplies                        | 1 | 0 | 1203 | 11 |  |  | 441,390.00   |
| Wickramarathnes Pvt Ltd | Rice Supplies                        | 1 | 0 | 1203 | 11 |  |  | 588,520.00   |
| Wickramarathnes Pvt Ltd | Dry Rations Supplies                 | 1 | 0 | 1203 | 11 |  |  | 1,192,183.10 |
| Sea Lobster Enterprises | Meat, Fish, Dried fish, Egg Supplies | 1 | 0 | 1203 | 11 |  |  | 1,442,863.74 |
| R. Kodithuwakku         | Cooked Meal Supply                   | 1 | 0 | 1203 | 11 |  |  | 227,526.40   |
| U.P.S. Malwatta         | Cooked Meal Supply                   | 1 | 0 | 1203 | 11 |  |  | 409,766.52   |
| Azees and Sons Pvt Ltd  | Meat, Fish, Dried fish, Egg Supplies | 1 | 0 | 1203 | 11 |  |  | 3,629,285.00 |
| Azees and Sons Pvt Ltd  | Meat, Fish, Dried fish, Egg Supplies | 1 | 0 | 1203 | 11 |  |  | 188,496.00   |
| Wickramarathnes Pvt Ltd | Vegetable Supplies                   | 1 | 0 | 1203 | 11 |  |  | 3,436,001.27 |
| Wickramarathnes Pvt Ltd | Dry Rations Supplies                 | 1 | 0 | 1203 | 11 |  |  | 33,637.50    |
| Wickramarathnes Pvt Ltd | Rice Supplies                        | 1 | 0 | 1203 | 11 |  |  | 1,765,560.00 |
| Wickramarathnes Pvt Ltd | Dry Rations Supplies                 | 1 | 0 | 1203 | 11 |  |  | 5,047.70     |
| Wickramarathnes Pvt Ltd | Dry Rations Supplies                 | 1 | 0 | 1203 | 11 |  |  | 864,322.10   |
| Wickramarathnes Pvt Ltd | Rice Supplies                        | 1 | 0 | 1203 | 11 |  |  | 1,401,295.50 |
| Wickramarathnes Pvt Ltd | Dry Rations Supplies                 | 1 | 0 | 1203 | 11 |  |  | 16,818.75    |
| Wickramarathnes Pvt Ltd | Dry Rations Supplies                 | 1 | 0 | 1203 | 11 |  |  | 168,197.50   |



# CHAPTER 3

|                        |                      |   |   |      |    |  |  |              |
|------------------------|----------------------|---|---|------|----|--|--|--------------|
| Wickramaratnes Pvt Ltd | Rice Supplies        | 1 | 0 | 1203 | 11 |  |  | 1,322,931.00 |
| Wickramaratnes Pvt Ltd | Rice Supplies        | 1 | 0 | 1203 | 11 |  |  | 782,599.50   |
| Wickramaratnes Pvt Ltd | Dry Rations Supplies | 1 | 0 | 1203 | 11 |  |  | 68,750.00    |
| Wickramaratnes Pvt Ltd | Ration Supplies      | 1 | 0 | 1203 | 11 |  |  | 21,781.36    |
| Wickramaratnes Pvt Ltd | Rice Supplies        | 1 | 0 | 1203 | 11 |  |  | 1,177,040.00 |
| Wickramaratnes Pvt Ltd | Dry Rations Supplies | 1 | 0 | 1203 | 11 |  |  | 5,606.25     |
| Siri Traders - Makola  | Dry Rations Supplies | 1 | 0 | 1203 | 11 |  |  | 713,154.00   |
| Sudeena Suppliers      | Vegitable Supplies   | 1 | 0 | 1203 | 11 |  |  | 182,698.38   |
| Sudeena Suppliers      | Vegitable Supplies   | 1 | 0 | 1203 | 11 |  |  | 140,241.09   |
| Sudeena Suppliers      | Vegitable Supplies   | 1 | 0 | 1203 | 11 |  |  | 146,584.39   |
| Sudeena Suppliers      | Vegitable Supplies   | 1 | 0 | 1203 | 11 |  |  | 137,069.87   |
| Sudeena Suppliers      | Vegitable Supplies   | 1 | 0 | 1203 | 11 |  |  | 97,561.38    |
| Sudeena Suppliers      | Vegitable Supplies   | 1 | 0 | 1203 | 11 |  |  | 144,475.00   |
| Sudeena Suppliers      | Vegitable Supplies   | 1 | 0 | 1203 | 11 |  |  | 28,571.82    |
| Sudeena Suppliers      | Vegitable Supplies   | 1 | 0 | 1203 | 11 |  |  | 5,305.48     |
| Sudeena Suppliers      | Vegitable Supplies   | 1 | 0 | 1203 | 11 |  |  | 123,507.89   |
| Sudeena Suppliers      | Vegitable Supplies   | 1 | 0 | 1203 | 11 |  |  | 231,160.00   |
| Sudeena Suppliers      | Vegitable Supplies   | 1 | 0 | 1203 | 11 |  |  | 115,040.12   |
| Sudeena Suppliers      | Vegitable Supplies   | 1 | 0 | 1203 | 11 |  |  | 114,566.34   |
| Sudeena Suppliers      | Vegitable Supplies   | 1 | 0 | 1203 | 11 |  |  | 54,538.04    |
| Sudeena Suppliers      | Vegitable Supplies   | 1 | 0 | 1203 | 11 |  |  | 65,752.33    |
| Sudeena Suppliers      | Vegitable Supplies   | 1 | 0 | 1203 | 11 |  |  | 36,478.49    |
| Sudeena Suppliers      | Vegitable Supplies   | 1 | 0 | 1203 | 11 |  |  | 75,535.57    |
| Sudeena Suppliers      | Vegitable Supplies   | 1 | 0 | 1203 | 11 |  |  | 133,305.86   |
| Sudeena Suppliers      | Vegitable Supplies   | 1 | 0 | 1203 | 11 |  |  | 6,254.13     |
| Sudeena Suppliers      | Vegitable Supplies   | 1 | 0 | 1203 | 11 |  |  | 132,079.09   |
| Sudeena Suppliers      | Vegitable Supplies   | 1 | 0 | 1203 | 11 |  |  | 67,745.77    |
| Sudeena Suppliers      | Vegitable Supplies   | 1 | 0 | 1203 | 11 |  |  | 5,531.85     |
| Sudeena Suppliers      | Vegitable Supplies   | 1 | 0 | 1203 | 11 |  |  | 105,699.47   |
| Sudeena Suppliers      | Vegitable Supplies   | 1 | 0 | 1203 | 11 |  |  | 173,370.00   |
| Sudeena Suppliers      | Vegitable Supplies   | 1 | 0 | 1203 | 11 |  |  | 121,699.01   |
| Sudeena Suppliers      | Vegitable Supplies   | 1 | 0 | 1203 | 11 |  |  | 5,421.23     |
| Sudeena Suppliers      | Vegitable Supplies   | 1 | 0 | 1203 | 11 |  |  | 149,601.27   |
| Sudeena Suppliers      | Vegitable Supplies   | 1 | 0 | 1203 | 11 |  |  | 49,506.52    |
| Sudeena Suppliers      | Vegitable Supplies   | 1 | 0 | 1203 | 11 |  |  | 5,823.00     |
| Sudeena Suppliers      | Vegitable Supplies   | 1 | 0 | 1203 | 11 |  |  | 113,994.03   |
| Sudeena Suppliers      | Vegitable Supplies   | 1 | 0 | 1203 | 11 |  |  | 5,313.55     |



|                           |                                      |   |   |      |    |  |              |
|---------------------------|--------------------------------------|---|---|------|----|--|--------------|
| Sudeena Suppliers         | Vegetable Supplies                   | 1 | 0 | 1203 | 11 |  | 46,541.52    |
| Sudeena Suppliers         | Vegetable Supplies                   | 1 | 0 | 1203 | 11 |  | 22,891.66    |
| Sudeena Suppliers         | Vegetable Supplies                   | 1 | 0 | 1203 | 11 |  | 132,690.89   |
| Sudeena Suppliers         | Vegetable Supplies                   | 1 | 0 | 1203 | 11 |  | 10,423.17    |
| Sudeena Suppliers         | Vegetable Supplies                   | 1 | 0 | 1203 | 11 |  | 4,140.94     |
| Sudeena Suppliers         | Vegetable Supplies                   | 1 | 0 | 1203 | 11 |  | 82,094.70    |
| Sudeena Suppliers         | Meat, Fish, Dried fish, Egg Supplies | 1 | 0 | 1203 | 11 |  | 59,659.40    |
| Sudeena Suppliers         | Meat, Fish, Dried fish, Egg Supplies | 1 | 0 | 1203 | 11 |  | 17,228.87    |
| Sudeena Suppliers         | Vegetable Supplies                   | 1 | 0 | 1203 | 11 |  | 6,187.76     |
| Sudeena Suppliers         | Vegetable Supplies                   | 1 | 0 | 1203 | 11 |  | 71,068.67    |
| Sudeena Suppliers         | Vegetable Supplies                   | 1 | 0 | 1203 | 11 |  | 113,701.74   |
| Sudeena Suppliers         | Meat, Fish, Dried fish, Egg Supplies | 1 | 0 | 1203 | 11 |  | 5,473.62     |
| Sudeena Suppliers         | Meat, Fish, Dried fish, Egg Supplies | 1 | 0 | 1203 | 11 |  | 58,042.13    |
| Sudeena Suppliers         | Meat, Fish, Dried fish, Egg Supplies | 1 | 0 | 1203 | 11 |  | 11,604.07    |
| Sudeena Suppliers         | Meat, Fish, Dried fish, Egg Supplies | 1 | 0 | 1203 | 11 |  | 89,028.42    |
| Sudeena Suppliers         | Vegetable Supplies                   | 1 | 0 | 1203 | 11 |  | 6,515.24     |
| Sudeena Suppliers         | Vegetable Supplies                   | 1 | 0 | 1203 | 11 |  | 121,764.59   |
| Tudor Subhasinghe Traders | Coconut Supplies for Ration          | 1 | 0 | 1203 | 11 |  | 4,444,963.50 |
| Tudor Subhasinghe Traders | Coconut Supplies for Ration          | 1 | 0 | 1203 | 11 |  | 1,864,455.87 |
| Tudor Subhasinghe Traders | Coconut Supplies for Ration          | 1 | 0 | 1203 | 11 |  | 4,004,875.00 |
| Tudor Subhasinghe Traders | Coconut Supplies for Ration          | 1 | 0 | 1203 | 11 |  | 4,420,785.00 |
| Tudor Subhasinghe Traders | Coconut Supplies for Ration          | 1 | 0 | 1203 | 11 |  | 3,920,598.50 |
| Tudor Subhasinghe Traders | Coconut Supplies for Ration          | 1 | 0 | 1203 | 11 |  | 4,325,862.00 |
| Tudor Subhasinghe Traders | Coconut Supplies for Ration          | 1 | 0 | 1203 | 11 |  | 3,788,014.75 |
| Sea Lobster Enterprises   | Meat, Fish, Dried fish, Egg Supplies | 1 | 0 | 1203 | 11 |  | 3,407,574.77 |
| Sea Lobster Enterprises   | Meat, Fish, Dried fish, Egg Supplies | 1 | 0 | 1203 | 11 |  | 1,706,789.78 |
| Sea Lobster Enterprises   | Meat, Fish, Dried fish, Egg Supplies | 1 | 0 | 1203 | 11 |  | 650,330.20   |
| Sea Lobster Enterprises   | Meat, Fish, Dried fish, Egg Supplies | 1 | 0 | 1203 | 11 |  | 2,951,038.86 |
| Sea Lobster Enterprises   | Meat, Fish, Dried fish, Egg Supplies | 1 | 0 | 1203 | 11 |  | 3,190,351.79 |
| Sea Lobster Enterprises   | Meat, Fish, Dried fish, Egg Supplies | 1 | 0 | 1203 | 11 |  | 3,798,661.92 |
| Sea Lobster Enterprises   | Meat, Fish, Dried fish, Egg Supplies | 1 | 0 | 1203 | 11 |  | 3,478,225.54 |
| Sea Lobster Enterprises   | Meat, Fish, Dried fish, Egg Supplies | 1 | 0 | 1203 | 11 |  | 3,655,177.04 |
| Sea Lobster Enterprises   | Meat, Fish, Dried fish, Egg Supplies | 1 | 0 | 1203 | 11 |  | 2,736,911.97 |
| Wickramaratnes Pvt Ltd    | Supply Bread for Prisoners           | 1 | 0 | 1203 | 11 |  | 1,178.00     |
| S.A.D. Wickramaratne      | Cooked Meal Supply                   | 1 | 0 | 1203 | 11 |  | 148,770.00   |
| S.A.D. Wickramaratne      | Cooked Meal Supply                   | 1 | 0 | 1203 | 11 |  | 87,174.00    |
| Sumil Traders             | Ration Supplies                      | 1 | 0 | 1203 | 11 |  | 282,240.00   |



# CHAPTER 3

|               |                                      |   |   |      |    |  |              |
|---------------|--------------------------------------|---|---|------|----|--|--------------|
| Sunil Traders | Ration Supplies                      | 1 | 0 | 1203 | 11 |  | 282,240.00   |
| Sunil Traders | Ration Supplies                      | 1 | 0 | 1203 | 11 |  | 204,603.39   |
| Sunil Traders | Ration Supplies                      | 1 | 0 | 1203 | 11 |  | 220,680.00   |
| Sunil Traders | Ration Supplies                      | 1 | 0 | 1203 | 11 |  | 263,160.00   |
| Sunil Traders | Ration Supplies                      | 1 | 0 | 1203 | 11 |  | 289,800.00   |
| Sunil Traders | Ration Supplies                      | 1 | 0 | 1203 | 11 |  | 274,505.46   |
| Sunil Traders | Ration Supplies                      | 1 | 0 | 1203 | 11 |  | 1,006,182.00 |
| Sunil Traders | Meat, Fish, Dried fish, Egg Supplies | 1 | 0 | 1203 | 11 |  | 244,800.00   |
| Sunil Traders | Ration Supplies                      | 1 | 0 | 1203 | 11 |  | 356,235.00   |
| Sunil Traders | Ration Supplies                      | 1 | 0 | 1203 | 11 |  | 127,200.35   |
| Sunil Traders | Ration Supplies                      | 1 | 0 | 1203 | 11 |  | 2,593,445.74 |
| Sunil Traders | Ration Supplies                      | 1 | 0 | 1203 | 11 |  | 4,190,989.83 |
| Sunil Traders | Meat, Fish, Dried fish, Egg Supplies | 1 | 0 | 1203 | 11 |  | 275,040.00   |
| Sunil Traders | Ration Supplies                      | 1 | 0 | 1203 | 11 |  | 277,020.00   |
| Sunil Traders | Ration Supplies                      | 1 | 0 | 1203 | 11 |  | 278,640.00   |
| Sunil Traders | Meat, Fish, Dried fish, Egg Supplies | 1 | 0 | 1203 | 11 |  | 279,540.00   |
| Sunil Traders | Ration Supplies                      | 1 | 0 | 1203 | 11 |  | 67,374.15    |
| Sunil Traders | Ration Supplies                      | 1 | 0 | 1203 | 11 |  | 306,876.35   |
| Sunil Traders | Ration Supplies                      | 1 | 0 | 1203 | 11 |  | 3,364,190.68 |
| Sunil Traders | Ration Supplies                      | 1 | 0 | 1203 | 11 |  | 108,604.50   |
| Sunil Traders | Meat, Fish, Dried fish, Egg Supplies | 1 | 0 | 1203 | 11 |  | 281,700.00   |
| Sunil Traders | Meat, Fish, Dried fish, Egg Supplies | 1 | 0 | 1203 | 11 |  | 411,825.00   |
| Sunil Traders | Ration Supplies                      | 1 | 0 | 1203 | 11 |  | 487,233.84   |
| Sunil Traders | Ration Supplies                      | 1 | 0 | 1203 | 11 |  | 2,456,584.12 |
| Sunil Traders | Ration Supplies                      | 1 | 0 | 1203 | 11 |  | 374,533.84   |
| Sunil Traders | Meat, Fish, Dried fish, Egg Supplies | 1 | 0 | 1203 | 11 |  | 273,960.00   |
| Sunil Traders | Meat, Fish, Dried fish, Egg Supplies | 1 | 0 | 1203 | 11 |  | 273,600.00   |
| Sunil Traders | Meat, Fish, Dried fish, Egg Supplies | 1 | 0 | 1203 | 11 |  | 275,400.00   |
| Sunil Traders | Ration Supplies                      | 1 | 0 | 1203 | 11 |  | 2,236,910.22 |
| Sunil Traders | Ration Supplies                      | 1 | 0 | 1203 | 11 |  | 1,802,217.17 |
| Sunil Traders | Ration Supplies                      | 1 | 0 | 1203 | 11 |  | 323,135.74   |
| Sunil Traders | Ration Supplies                      | 1 | 0 | 1203 | 11 |  | 679,190.00   |
| Sunil Traders | Meat, Fish, Dried fish, Egg Supplies | 1 | 0 | 1203 | 11 |  | 249,645.00   |
| Sunil Traders | Meat, Fish, Dried fish, Egg Supplies | 1 | 0 | 1203 | 11 |  | 266,940.00   |
| Sunil Traders | Meat, Fish, Dried fish, Egg Supplies | 1 | 0 | 1203 | 11 |  | 192,549.60   |
| Sunil Traders | Meat, Fish, Dried fish, Egg Supplies | 1 | 0 | 1203 | 11 |  | 274,320.00   |
| Sunil Traders | Meat, Fish, Dried fish, Egg Supplies | 1 | 0 | 1203 | 11 |  | 270,720.00   |



|                              |                                   |   |   |      |    |  |               |
|------------------------------|-----------------------------------|---|---|------|----|--|---------------|
| Sunil Traders                | Ration Supplies                   | 1 | 0 | 1203 | 11 |  | 3,569,994.57  |
| Sunil Traders                | Ration Supplies                   | 1 | 0 | 1203 | 11 |  | 506,208.84    |
| S.M.A.Azees Brothers Pvt Ltd | Vegetable Supplies                | 1 | 0 | 1203 | 11 |  | 2,772,051.11  |
| S.M.A.Azees Brothers Pvt Ltd | Ration Supplies                   | 1 | 0 | 1203 | 11 |  | 202,701.80    |
| S.M.A.Azees Brothers Pvt Ltd | Ration Supplies                   | 1 | 0 | 1203 | 11 |  | 43,877.24     |
| S.M.A.Azees Brothers Pvt Ltd | Supply Bread for Prisoners        | 1 | 0 | 1203 | 11 |  | 2,095,305.92  |
| S.M.A.Azees Brothers Pvt Ltd | Rice Supplies                     | 1 | 0 | 1203 | 11 |  | 309,120.00    |
| S.M.A.Azees Brothers Pvt Ltd | Rice Supplies                     | 1 | 0 | 1203 | 11 |  | 231,840.00    |
| S.M.A.Azees Brothers Pvt Ltd | Rice Supplies                     | 1 | 0 | 1203 | 11 |  | 4,334,250.00  |
| S.M.A.Azees Brothers Pvt Ltd | Rice Supplies                     | 1 | 0 | 1203 | 11 |  | 4,334,250.00  |
| S.M.A.Azees Brothers Pvt Ltd | Rice Supplies                     | 1 | 0 | 1203 | 11 |  | 309,120.00    |
| S.M.A.Azees Brothers Pvt Ltd | Meat,Fish,Dried fish,Egg Supplies | 1 | 0 | 1203 | 11 |  | 1,589,760.00  |
| S.M.A.Azees Brothers Pvt Ltd | Supply Bread for Prisoners        | 1 | 0 | 1203 | 11 |  | 3,781.00      |
| S.M.A.Azees Brothers Pvt Ltd | Ration Supplies                   | 1 | 0 | 1203 | 11 |  | 225,783.86    |
| S.M.A.Azees Brothers Pvt Ltd | Vegetable Supplies                | 1 | 0 | 1203 | 11 |  | 2,781,731.33  |
| S.M.A.Azees Brothers Pvt Ltd | Ration Supplies                   | 1 | 0 | 1203 | 11 |  | 44,837.86     |
| S.M.A.Azees Brothers Pvt Ltd | Ration Supplies                   | 1 | 0 | 1203 | 11 |  | 49,765.31     |
| S.M.A.Azees Brothers Pvt Ltd | Vegetable Supplies                | 1 | 0 | 1203 | 11 |  | 2,518,914.59  |
| S.M.A.Azees Brothers Pvt Ltd | Ration Supplies                   | 1 | 0 | 1203 | 11 |  | 51,119.62     |
| S.M.A.Azees Brothers Pvt Ltd | Vegetable Supplies                | 1 | 0 | 1203 | 11 |  | 2,971,776.40  |
| S.M.A.Azees Brothers Pvt Ltd | Ration Supplies                   | 1 | 0 | 1203 | 11 |  | 110,073.73    |
| S.M.A.Azees Brothers Pvt Ltd | Rice Supplies                     | 1 | 0 | 1203 | 11 |  | 2,167,125.00  |
| S.M.A.Azees Brothers Pvt Ltd | Supply Bread for Prisoners        | 1 | 0 | 1203 | 11 |  | 3,582.00      |
| S.M.A.Azees Brothers Pvt Ltd | Ration Supplies                   | 1 | 0 | 1203 | 11 |  | 169,415.10    |
| S.M.A.Azees Brothers Pvt Ltd | Meat,Fish,Dried fish,Egg Supplies | 1 | 0 | 1203 | 11 |  | 1,343,844.00  |
| S.M.A.Azees Brothers Pvt Ltd | Rice Supplies                     | 1 | 0 | 1203 | 11 |  | 309,120.00    |
| S.M.A.Azees Brothers Pvt Ltd | Rice Supplies                     | 1 | 0 | 1203 | 11 |  | 2,167,125.00  |
| S.M.A.Azees Brothers Pvt Ltd | Rice Supplies                     | 1 | 0 | 1203 | 11 |  | 2,167,125.00  |
| S.M.A.Azees Brothers Pvt Ltd | Rice Supplies                     | 1 | 0 | 1203 | 11 |  | 361,187.50    |
| S.M.A.Azees Brothers Pvt Ltd | Rice Supplies                     | 1 | 0 | 1203 | 11 |  | 1,444,750.00  |
| S.M.A.Azees Brothers Pvt Ltd | Rice Supplies                     | 1 | 0 | 1203 | 11 |  | 1,805,937.50  |
| S.M.A.Azees Brothers Pvt Ltd | Rice Supplies                     | 1 | 0 | 1203 | 11 |  | 2,528,312.50  |
| S.M.A.Azees Brothers Pvt Ltd | Meat,Fish,Dried fish,Egg Supplies | 1 | 0 | 1203 | 11 |  | ~1,698,642.00 |
| S.M.A.Azees Brothers Pvt Ltd | Ration Supplies                   | 1 | 0 | 1203 | 11 |  | 206,518.87    |
| S.M.A.Azees Brothers Pvt Ltd | Ration Supplies                   | 1 | 0 | 1203 | 11 |  | 57,218.07     |
| S.M.A.Azees Brothers Pvt Ltd | Supply Bread for Prisoners        | 1 | 0 | 1203 | 11 |  | 6,766.00      |
| S.M.A.Azees Brothers Pvt Ltd | Vegetable Supplies                | 1 | 0 | 1203 | 11 |  | 3,254,205.24  |



# CHAPTER 3

|                               |                                      |   |   |      |    |  |              |
|-------------------------------|--------------------------------------|---|---|------|----|--|--------------|
| S.M.A. Azees Brothers Pvt Ltd | Rice Supplies                        | 1 | 0 | 1203 | 11 |  | 309,120.00   |
| S.M.A. Azees Brothers Pvt Ltd | Rice Supplies                        | 1 | 0 | 1203 | 11 |  | 4,334,250.00 |
| S.M.A. Azees Brothers Pvt Ltd | Rice Supplies                        | 1 | 0 | 1203 | 11 |  | 1,444,475.00 |
| S.M.A. Azees Brothers Pvt Ltd | Meat, Fish, Dried fish, Egg Supplies | 1 | 0 | 1203 | 11 |  | 1,394,145.00 |
| S.M.A. Azees Brothers Pvt Ltd | Supply Bread for Prisoners           | 1 | 0 | 1203 | 11 |  | 3,382.00     |
| S.M.A. Azees Brothers Pvt Ltd | Ration Supplies                      | 1 | 0 | 1203 | 11 |  | 228,982.75   |
| S.M.A. Azees Brothers Pvt Ltd | Ration Supplies                      | 1 | 0 | 1203 | 11 |  | 52,037.43    |
| S.M.A. Azees Brothers Pvt Ltd | Vegetable Supplies                   | 1 | 0 | 1203 | 11 |  | 3,035,693.02 |
| S.M.A. Azees Brothers Pvt Ltd | Rice Supplies                        | 1 | 0 | 1203 | 11 |  | 988,152.50   |
| S.M.A. Azees Brothers Pvt Ltd | Rice Supplies                        | 1 | 0 | 1203 | 11 |  | 2,167,125.00 |
| S.M.A. Azees Brothers Pvt Ltd | Rice Supplies                        | 1 | 0 | 1203 | 11 |  | 1,849,280.00 |
| S.M.A. Azees Brothers Pvt Ltd | Meat, Fish, Dried fish, Egg Supplies | 1 | 0 | 1203 | 11 |  | 2,360,007.00 |
| S.M.A. Azees Brothers Pvt Ltd | Ration Supplies                      | 1 | 0 | 1203 | 11 |  | 257,436.71   |
| S.M.A. Azees Brothers Pvt Ltd | Ration Supplies                      | 1 | 0 | 1203 | 11 |  | 48,768.96    |
| S.M.A. Azees Brothers Pvt Ltd | Vegetable Supplies                   | 1 | 0 | 1203 | 11 |  | 3,035,137.02 |
| S.M.A. Azees Brothers Pvt Ltd | Supply Bread for Prisoners           | 1 | 0 | 1203 | 11 |  | 2,985.00     |
| S.M.A. Azees Brothers Pvt Ltd | Vegetable Supplies                   | 1 | 0 | 1203 | 11 |  | 2,887,326.89 |
| S.M.A. Azees Brothers Pvt Ltd | Ration Supplies                      | 1 | 0 | 1203 | 11 |  | 46,126.08    |
| S.M.A. Azees Brothers Pvt Ltd | Ration Supplies                      | 1 | 0 | 1203 | 11 |  | 183,828.96   |
| S.M.A. Azees Brothers Pvt Ltd | Supply Bread for Prisoners           | 1 | 0 | 1203 | 11 |  | 2,985.00     |
| S.M.A. Azees Brothers Pvt Ltd | Meat, Fish, Dried fish, Egg Supplies | 1 | 0 | 1203 | 11 |  | 3,310,137.00 |
| S.M.A. Azees Brothers Pvt Ltd | Supply Bread for Prisoners           | 1 | 0 | 1203 | 11 |  | 3,184.00     |
| S.M.A. Azees Brothers Pvt Ltd | Rice Supplies                        | 1 | 0 | 1203 | 11 |  | 274,502.50   |
| S.M.A. Azees Brothers Pvt Ltd | Vegetable Supplies                   | 1 | 0 | 1203 | 11 |  | 3,022,167.78 |
| S.M.A. Azees Brothers Pvt Ltd | Meat, Fish, Dried fish, Egg Supplies | 1 | 0 | 1203 | 11 |  | 3,634,506.00 |
| S.M.A. Azees Brothers Pvt Ltd | Supply Bread for Prisoners           | 1 | 0 | 1203 | 11 |  | 3,184.00     |
| S.M.A. Azees Brothers Pvt Ltd | Ration Supplies                      | 1 | 0 | 1203 | 11 |  | 52,672.33    |
| S.M.A. Azees Brothers Pvt Ltd | Ration Supplies                      | 1 | 0 | 1203 | 11 |  | 179,516.06   |
| S.M.A. Azees Brothers Pvt Ltd | Cooked Meal Supply                   | 1 | 0 | 1203 | 11 |  | 336,253.00   |
| S.M.A. Azees Brothers Pvt Ltd | Cooked Meal Supply                   | 1 | 0 | 1203 | 11 |  | 143,040.00   |
| S.M.A. Azees Brothers Pvt Ltd | Cooked Meal Supply                   | 1 | 0 | 1203 | 11 |  | 355,111.00   |
| S.M.A. Azees Brothers Pvt Ltd | Cooked Meal Supply                   | 1 | 0 | 1203 | 11 |  | 164,985.00   |
| S.M.A. Azees Brothers Pvt Ltd | Cooked Meal Supply                   | 1 | 0 | 1203 | 11 |  | 143,202.00   |
| S.M.A. Azees Brothers Pvt Ltd | Cooked Meal Supply                   | 1 | 0 | 1203 | 11 |  | 115,362.00   |
| S.M.A. Azees Brothers Pvt Ltd | Cooked Meal Supply                   | 1 | 0 | 1203 | 11 |  | 142,158.00   |
| Tudor Subhashinghe            | Ration Supplies                      | 1 | 0 | 1203 | 11 |  | 2,458,680.00 |
| Tudor Subhashinghe            | Ration Supplies                      | 1 | 0 | 1203 | 11 |  | 29,658.90    |



|                   |                 |   |   |      |    |  |  |              |
|-------------------|-----------------|---|---|------|----|--|--|--------------|
| Tudor Subhasinghe | Ration Supplies | 1 | 0 | 1203 | 11 |  |  | 2,536,390.09 |
| Tudor Subhasinghe | Ration Supplies | 1 | 0 | 1203 | 11 |  |  | 2,813,375.06 |
| Tudor Subhasinghe | Ration Supplies | 1 | 0 | 1203 | 11 |  |  | 2,329,096.00 |
| Tudor Subhasinghe | Ration Supplies | 1 | 0 | 1203 | 11 |  |  | 2,500,435.00 |
| Tudor Subhasinghe | Ration Supplies | 1 | 0 | 1203 | 11 |  |  | 2,623,436.67 |
| Tudor Subhasinghe | Ration Supplies | 1 | 0 | 1203 | 11 |  |  | 7,848,018.00 |
| Tudor Subhasinghe | Ration Supplies | 1 | 0 | 1203 | 11 |  |  | 2,715,728.90 |
| Tudor Subhasinghe | Ration Supplies | 1 | 0 | 1203 | 11 |  |  | 2,866,338.02 |
| Tudor Subhasinghe | Ration Supplies | 1 | 0 | 1203 | 11 |  |  | 2,474,565.00 |
| Tudor Subhasinghe | Ration Supplies | 1 | 0 | 1203 | 11 |  |  | 2,592,970.00 |
| Tudor Subhasinghe | Ration Supplies | 1 | 0 | 1203 | 11 |  |  | 1,985,130.00 |
| Tudor Subhasinghe | Ration Supplies | 1 | 0 | 1203 | 11 |  |  | 1,299,030.00 |
| Tudor Subhasinghe | Ration Supplies | 1 | 0 | 1203 | 11 |  |  | 2,389,520.00 |
| Tudor Subhasinghe | Ration Supplies | 1 | 0 | 1203 | 11 |  |  | 2,280,680.00 |
| Tudor Subhasinghe | Ration Supplies | 1 | 0 | 1203 | 11 |  |  | 2,451,879.00 |
| Tudor Subhasinghe | Ration Supplies | 1 | 0 | 1203 | 11 |  |  | 2,219,646.00 |
| Tudor Subhasinghe | Ration Supplies | 1 | 0 | 1203 | 11 |  |  | 1,008,576.00 |
| Tudor Subhasinghe | Ration Supplies | 1 | 0 | 1203 | 11 |  |  | 1,783,853.73 |
| Tudor Subhasinghe | Ration Supplies | 1 | 0 | 1203 | 11 |  |  | 2,827,484.73 |
| Tudor Subhasinghe | Ration Supplies | 1 | 0 | 1203 | 11 |  |  | 2,982,780.68 |
| Tudor Subhasinghe | Ration Supplies | 1 | 0 | 1203 | 11 |  |  | 4,380,618.00 |
| Tudor Subhasinghe | Ration Supplies | 1 | 0 | 1203 | 11 |  |  | 980,660.00   |
| Tudor Subhasinghe | Ration Supplies | 1 | 0 | 1203 | 11 |  |  | 2,656,740.00 |
| Tudor Subhasinghe | Ration Supplies | 1 | 0 | 1203 | 11 |  |  | 2,539,837.00 |
| Tudor Subhasinghe | Ration Supplies | 1 | 0 | 1203 | 11 |  |  | 2,706,798.00 |
| Tudor Subhasinghe | Ration Supplies | 1 | 0 | 1203 | 11 |  |  | 2,728,125.37 |
| Tudor Subhasinghe | Ration Supplies | 1 | 0 | 1203 | 11 |  |  | 1,444,750.00 |
| Tudor Subhasinghe | Ration Supplies | 1 | 0 | 1203 | 11 |  |  | 3,052,836.80 |
| Tudor Subhasinghe | Ration Supplies | 1 | 0 | 1203 | 11 |  |  | 1,870,951.25 |
| Tudor Subhasinghe | Ration Supplies | 1 | 0 | 1203 | 11 |  |  | 2,833,198.61 |
| Tudor Subhasinghe | Ration Supplies | 1 | 0 | 1203 | 11 |  |  | 3,310,491.63 |
| Tudor Subhasinghe | Ration Supplies | 1 | 0 | 1203 | 11 |  |  | 326,984.56   |
| Sudeena Suppliers | Ration Supplies | 1 | 0 | 1203 | 11 |  |  | 1,269,711.82 |
| Sudeena Suppliers | Ration Supplies | 1 | 0 | 1203 | 11 |  |  | 1,396,419.12 |
| Sudeena Suppliers | Ration Supplies | 1 | 0 | 1203 | 11 |  |  | 908,693.41   |
| Sudeena Suppliers | Ration Supplies | 1 | 0 | 1203 | 11 |  |  | 79,121.35    |
| Sudeena Suppliers | Ration Supplies | 1 | 0 | 1203 | 11 |  |  | 107,892.75   |



# CHAPTER 3

|                               |                             |   |   |      |    |  |  |              |
|-------------------------------|-----------------------------|---|---|------|----|--|--|--------------|
| Sudeena Suppliers             | Ration Supplies             | 1 | 0 | 1203 | 11 |  |  | 1,211,588.38 |
| Sudeena Suppliers             | Ration Supplies             | 1 | 0 | 1203 | 11 |  |  | 107,892.75   |
| Sudeena Suppliers             | Ration Supplies             | 1 | 0 | 1203 | 11 |  |  | 904,473.14   |
| Sudeena Suppliers             | Ration Supplies             | 1 | 0 | 1203 | 11 |  |  | 761,751.67   |
| Sudeena Suppliers             | Ration Supplies             | 1 | 0 | 1203 | 11 |  |  | 116,935.19   |
| Sudeena Suppliers             | Ration Supplies             | 1 | 0 | 1203 | 11 |  |  | 107,892.75   |
| Sudeena Suppliers             | Ration Supplies             | 1 | 0 | 1203 | 11 |  |  | 113,441.52   |
| Sudeena Suppliers             | Ration Supplies             | 1 | 0 | 1203 | 11 |  |  | 1,228,981.68 |
| S.M.A. Azees Brothers Pvt Ltd | Ration Supplies             | 1 | 0 | 1203 | 11 |  |  | 1,091,714.00 |
| Mahinda Kumararathne          | Ration Supplies             | 1 | 0 | 1203 | 11 |  |  | 151,883.80   |
| Mahinda Kumararathne          | Ration Supplies             | 1 | 0 | 1203 | 11 |  |  | 31,979.84    |
| Mahinda Kumararathne          | Ration Supplies             | 1 | 0 | 1203 | 11 |  |  | 46,667.44    |
| Mahinda Kumararathne          | Ration Supplies             | 1 | 0 | 1203 | 11 |  |  | 47,017.84    |
| Mahinda Kumararathne          | Ration Supplies             | 1 | 0 | 1203 | 11 |  |  | 150,229.62   |
| Mahinda Kumararathne          | Ration Supplies             | 1 | 0 | 1203 | 11 |  |  | 22,832.94    |
| Mahinda Kumararathne          | Ration Supplies             | 1 | 0 | 1203 | 11 |  |  | 71,248.00    |
| Mahinda Kumararathne          | Ration Supplies             | 1 | 0 | 1203 | 11 |  |  | 6,657.60     |
| Mahinda Kumararathne          | Ration Supplies             | 1 | 0 | 1203 | 11 |  |  | 47,584.32    |
| Mahinda Kumararathne          | Ration Supplies             | 1 | 0 | 1203 | 11 |  |  | 162,787.08   |
| Mahinda Kumararathne          | Ration Supplies             | 1 | 0 | 1203 | 11 |  |  | 47,584.32    |
| Mahinda Kumararathne          | Ration Supplies             | 1 | 0 | 1203 | 11 |  |  | 48,092.40    |
| Mahinda Kumararathne          | Ration Supplies             | 1 | 0 | 1203 | 11 |  |  | 28,071.42    |
| Mahinda Kumararathne          | Ration Supplies             | 1 | 0 | 1203 | 11 |  |  | 6,491.16     |
| J.A. Menike                   | Ration Supplies             | 1 | 0 | 1203 | 11 |  |  | 62,386.50    |
| J.A. Menike                   | Ration Supplies             | 1 | 0 | 1203 | 11 |  |  | 99,818.40    |
| J.A. Menike                   | Ration Supplies             | 1 | 0 | 1203 | 11 |  |  | 40,715.40    |
| Rajan Suppliers               | Coconut Supplies for Ration | 1 | 0 | 1203 | 11 |  |  | 2,314,614.00 |
| Rajan Suppliers               | Coconut Supplies for Ration | 1 | 0 | 1203 | 11 |  |  | 2,447,310.00 |
| Rajan Suppliers               | Coconut Supplies for Ration | 1 | 0 | 1203 | 11 |  |  | 2,598,242.00 |
| Rajan Suppliers               | Coconut Supplies for Ration | 1 | 0 | 1203 | 11 |  |  | 2,523,358.00 |
| Rajan Suppliers               | Coconut Supplies for Ration | 1 | 0 | 1203 | 11 |  |  | 2,586,408.00 |
| Rajan Suppliers               | Coconut Supplies for Ration | 1 | 0 | 1203 | 11 |  |  | 1,063,217.00 |
| Victory Hotel                 | Coconut Supplies for Ration | 1 | 0 | 1203 | 11 |  |  | 704,931.52   |
| Victory Hotel                 | Coconut Supplies for Ration | 1 | 0 | 1203 | 11 |  |  | 734,532.60   |
| Victory Hotel                 | Coconut Supplies for Ration | 1 | 0 | 1203 | 11 |  |  | 744,216.48   |
| Victory Hotel                 | Coconut Supplies for Ration | 1 | 0 | 1203 | 11 |  |  | 703,557.92   |
| Victory Hotel                 | Coconut Supplies for Ration | 1 | 0 | 1203 | 11 |  |  | 703,901.32   |



|                 |                                   |   |   |      |    |  |  |              |
|-----------------|-----------------------------------|---|---|------|----|--|--|--------------|
| K.S.Enterprices | Meat,Fish,Dried fish,Egg Supplies | 1 | 0 | 1203 | 11 |  |  | 1,162,732.00 |
| K.S.Enterprices | Meat,Fish,Dried fish,Egg Supplies | 1 | 0 | 1203 | 11 |  |  | 1,218,003.00 |
| K.S.Enterprices | Meat,Fish,Dried fish,Egg Supplies | 1 | 0 | 1203 | 11 |  |  | 1,515,070.80 |
| K.S.Enterprices | Meat,Fish,Dried fish,Egg Supplies | 1 | 0 | 1203 | 11 |  |  | 1,245,215.80 |
| K.S.Enterprices | Meat,Fish,Dried fish,Egg Supplies | 1 | 0 | 1203 | 11 |  |  | 1,543,098.20 |
| K.S.Enterprices | Meat,Fish,Dried fish,Egg Supplies | 1 | 0 | 1203 | 11 |  |  | 1,292,896.60 |
| K.S.Enterprices | Meat,Fish,Dried fish,Egg Supplies | 1 | 0 | 1203 | 11 |  |  | 1,408,823.80 |
| K.S.Enterprices | Meat,Fish,Dried fish,Egg Supplies | 1 | 0 | 1203 | 11 |  |  | 1,599,954.40 |
| K.S.Enterprices | Meat,Fish,Dried fish,Egg Supplies | 1 | 0 | 1203 | 11 |  |  | 1,772,244.40 |
| K.S.Enterprices | Meat,Fish,Dried fish,Egg Supplies | 1 | 0 | 1203 | 11 |  |  | 1,515,070.00 |
| K.S.Enterprices | Vegitable Supplies                | 1 | 0 | 1203 | 11 |  |  | 2,433,656.59 |
| K.S.Enterprices | Vegitable Supplies                | 1 | 0 | 1203 | 11 |  |  | 2,674,408.61 |
| K.S.Enterprices | Vegitable Supplies                | 1 | 0 | 1203 | 11 |  |  | 2,819,803.86 |
| K.S.Enterprices | Vegitable Supplies                | 1 | 0 | 1203 | 11 |  |  | 2,320,007.45 |
| K.S.Enterprices | Vegitable Supplies                | 1 | 0 | 1203 | 11 |  |  | 2,902,919.80 |
| K.S.Enterprices | Vegitable Supplies                | 1 | 0 | 1203 | 11 |  |  | 3,023,401.59 |
| K.S.Enterprices | Dry Rations Supplies              | 1 | 0 | 1203 | 11 |  |  | 1,629,731.09 |
| K.S.Enterprices | Dry Rations Supplies              | 1 | 0 | 1203 | 11 |  |  | 698,151.13   |
| K.S.Enterprices | Dry Rations Supplies              | 1 | 0 | 1203 | 11 |  |  | 318,271.36   |
| K.S.Enterprices | Dry Rations Supplies              | 1 | 0 | 1203 | 11 |  |  | 2,184,569.79 |
| K.S.Enterprices | Dry Rations Supplies              | 1 | 0 | 1203 | 11 |  |  | 211,631.91   |
| K.S.Enterprices | Dry Rations Supplies              | 1 | 0 | 1203 | 11 |  |  | 718,905.45   |
| K.S.Enterprices | Dry Rations Supplies              | 1 | 0 | 1203 | 11 |  |  | 381,484.50   |
| K.S.Enterprices | Dry Rations Supplies              | 1 | 0 | 1203 | 11 |  |  | 156,888.50   |
| K.S.Enterprices | Dry Rations Supplies              | 1 | 0 | 1203 | 11 |  |  | 65,126.30    |
| K.S.Enterprices | Dry Rations Supplies              | 1 | 0 | 1203 | 11 |  |  | 678,326.15   |
| K.S.Enterprices | Dry Rations Supplies              | 1 | 0 | 1203 | 11 |  |  | 2,387,732.85 |
| K.S.Enterprices | Dry Rations Supplies              | 1 | 0 | 1203 | 11 |  |  | 2,298,035.37 |
| K.S.Enterprices | Dry Rations Supplies              | 1 | 0 | 1203 | 11 |  |  | 797,493.51   |
| K.S.Enterprices | Dry Rations Supplies              | 1 | 0 | 1203 | 11 |  |  | 284,745.78   |
| K.S.Enterprices | Dry Rations Supplies              | 1 | 0 | 1203 | 11 |  |  | 1,673,748.70 |
| K.S.Enterprices | Dry Rations Supplies              | 1 | 0 | 1203 | 11 |  |  | 544,954.21   |
| K.S.Enterprices | Dry Rations Supplies              | 1 | 0 | 1203 | 41 |  |  | 393,792.61   |
| K.S.Enterprices | Dry Rations Supplies              | 1 | 0 | 1203 | 11 |  |  | 251,657.30   |
| K.S.Enterprices | Meat,Fish,Dried fish,Egg Supplies | 1 | 0 | 1203 | 11 |  |  | 1,116,967.80 |
| K.S.Enterprices | Meat,Fish,Dried fish,Egg Supplies | 1 | 0 | 1203 | 11 |  |  | 1,337,850.80 |
| K.S.Enterprices | Meat,Fish,Dried fish,Egg Supplies | 1 | 0 | 1203 | 11 |  |  | 1,250,712.20 |



# CHAPTER 3

|                         |                                   |   |   |      |    |  |               |
|-------------------------|-----------------------------------|---|---|------|----|--|---------------|
| K.S.Enterpricess        | Meat,Fish,Dried fish,Egg Supplies | 1 | 0 | 1203 | 11 |  | 1,257,552.20  |
| K.S.Enterpricess        | Vegetable Supplies                | 1 | 0 | 1203 | 11 |  | 2,345,279.49  |
| K.S.Enterpricess        | Dry Rations Supplies              | 1 | 0 | 1203 | 11 |  | 1,563,123.01  |
| K.S.Enterpricess        | Dry Rations Supplies              | 1 | 0 | 1203 | 11 |  | 402,242.50    |
| K.S.Enterpricess        | Dry Rations Supplies              | 1 | 0 | 1203 | 11 |  | 691,735.09    |
| K.S.Enterpricess        | Dry Rations Supplies              | 1 | 0 | 1203 | 11 |  | 967,706.74    |
| M.R.Enterpricess        | Rice-Supplies                     | 1 | 0 | 1203 | 11 |  | 5,467,770.00  |
| M.R.Enterpricess        | Rice-Supplies                     | 1 | 0 | 1203 | 11 |  | 4,563,806.50  |
| M.R.Enterpricess        | Rice-Supplies                     | 1 | 0 | 1203 | 11 |  | 10,272,425.00 |
| M.R.Enterpricess        | Rice-Supplies                     | 1 | 0 | 1203 | 11 |  | 3,080,165.00  |
| M.R.Enterpricess        | Vegetable Supplies                | 1 | 0 | 1203 | 11 |  | 2,634,322.92  |
| M.R.Enterpricess        | Vegetable Supplies                | 1 | 0 | 1203 | 11 |  | 2,564,332.50  |
| M.R.Enterpricess        | Dry Rations Supplies              | 1 | 0 | 1203 | 11 |  | 1,544,150.08  |
| Wickramarathnes Pvt Ltd | Meat,Fish,Dried fish,Egg Supplies | 1 | 0 | 1203 | 11 |  | 2,434,877.72  |
| Wickramarathnes Pvt Ltd | Meat,Fish,Dried fish,Egg Supplies | 1 | 0 | 1203 | 11 |  | 2,199,951.02  |
| Wickramarathnes Pvt Ltd | Supply Bread for Prisoners        | 1 | 0 | 1203 | 11 |  | 24,135.30     |
| Wickramarathnes Pvt Ltd | Supply Bread for Prisoners        | 1 | 0 | 1203 | 11 |  | 45,588.90     |
| Wickramarathnes Pvt Ltd | Meat,Fish,Dried fish,Egg Supplies | 1 | 0 | 1203 | 11 |  | 2,586,172.37  |
| Wickramarathnes Pvt Ltd | Meat,Fish,Dried fish,Egg Supplies | 1 | 0 | 1203 | 11 |  | 2,792,600.88  |
| Wickramarathnes Pvt Ltd | Supply Bread for Prisoners        | 1 | 0 | 1203 | 11 |  | 22,526.28     |
| Wickramarathnes Pvt Ltd | Supply Bread for Prisoners        | 1 | 0 | 1203 | 11 |  | 24,135.30     |
| Wickramarathnes Pvt Ltd | Supply Bread for Prisoners        | 1 | 0 | 1203 | 11 |  | 60,070.08     |
| Wickramarathnes Pvt Ltd | Meat,Fish,Dried fish,Egg Supplies | 1 | 0 | 1203 | 11 |  | 2,606,008.87  |
| Wickramarathnes Pvt Ltd | Meat,Fish,Dried fish,Egg Supplies | 1 | 0 | 1203 | 11 |  | 180,140.00    |
| Wickramarathnes Pvt Ltd | Meat,Fish,Dried fish,Egg Supplies | 1 | 0 | 1203 | 11 |  | 2,262,531.10  |
| Wickramarathnes Pvt Ltd | Meat,Fish,Dried fish,Egg Supplies | 1 | 0 | 1203 | 11 |  | 2,312,637.39  |
| Wickramarathnes Pvt Ltd | Supply Bread for Prisoners        | 1 | 0 | 1203 | 11 |  | 23,956.52     |
| Wickramarathnes Pvt Ltd | Cooked Meal Supply                | 1 | 0 | 1203 | 11 |  | 187,920.00    |
| K.L.A.D. Wickramasinghe | Cooked Meal Supply                | 1 | 0 | 1203 | 11 |  | 135,840.00    |
| K.L.A.D. Wickramasinghe | Cooked Meal Supply                | 1 | 0 | 1203 | 11 |  | 38,160.00     |
| K.L.A.D. Wickramasinghe | Cooked Meal Supply                | 1 | 0 | 1203 | 11 |  | 29,520.00     |
| K.L.A.D. Wickramasinghe | Cooked Meal Supply                | 1 | 0 | 1203 | 11 |  | 30,750.00     |
| A.G.Thilakarathne       | Cooked Meal Supply                | 1 | 0 | 1203 | 11 |  | 108,117.20    |
| A.G.Thilakarathne       | Cooked Meal Supply                | 1 | 0 | 1203 | 11 |  | 81,750.00     |
| A.G.Thilakarathne       | Cooked Meal Supply                | 1 | 0 | 1203 | 11 |  | 357,408.00    |
| A.G.Thilakarathne       | Cooked Meal Supply                | 1 | 0 | 1203 | 11 |  | 86,500.00     |
| A.G.Thilakarathne       | Cooked Meal Supply                | 1 | 0 | 1203 | 11 |  | 325,390.20    |



|                         |                                   |   |   |      |    |              |
|-------------------------|-----------------------------------|---|---|------|----|--------------|
| A.G.Thilakarathne       | Cooked Meal Supply                | 1 | 0 | 1203 | 11 | 113,193.80   |
| A.G.Thilakarathne       | Cooked Meal Supply                | 1 | 0 | 1203 | 11 | 68,250.00    |
| A.G.Thilakarathne       | Cooked Meal Supply                | 1 | 0 | 1203 | 11 | 433,357.20   |
| A.G.Thilakarathne       | Cooked Meal Supply                | 1 | 0 | 1203 | 11 | 105,500.00   |
| L.S.M.Dhammika Shirani  | Cooked Meal Supply                | 1 | 0 | 1203 | 11 | 37,000.00    |
| B.M.M.M. Thennakoon     | Cooked Meal Supply                | 1 | 0 | 1203 | 11 | 149,250.00   |
| B.M.M.M. Thennakoon     | Cooked Meal Supply                | 1 | 0 | 1203 | 11 | 37,750.00    |
| B.M.M.M. Thennakoon     | Cooked Meal Supply                | 1 | 0 | 1203 | 11 | 24,750.00    |
| B.M.M.M. Thennakoon     | Cooked Meal Supply                | 1 | 0 | 1203 | 11 | 15,250.00    |
| B.M.M.M. Thennakoon     | Cooked Meal Supply                | 1 | 0 | 1203 | 11 | 125,250.00   |
| B.M.M.M. Thennakoon     | Cooked Meal Supply                | 1 | 0 | 1203 | 11 | 35,000.00    |
| Hewarasinge Nilusha     | Cooked Meal Supply                | 1 | 0 | 1203 | 11 | 107,923.46   |
| Hewarasinge Nilusha     | Cooked Meal Supply                | 1 | 0 | 1203 | 11 | 102,657.54   |
| Hewarasinge Nilusha     | Cooked Meal Supply                | 1 | 0 | 1203 | 11 | 119,005.86   |
| K.S.Enterpricess        | Dry Rations Supplies              | 1 | 0 | 1203 | 11 | 1,260,863.68 |
| K.S.Enterpricess        | Dry Rations Supplies              | 1 | 0 | 1203 | 11 | 220,477.88   |
| K.S.Enterpricess        | Dry Rations Supplies              | 1 | 0 | 1203 | 11 | 1,881,147.90 |
| K.S.Enterpricess        | Dry Rations Supplies              | 1 | 0 | 1203 | 11 | 750,959.15   |
| K.S.Enterpricess        | Vegetable Supplies                | 1 | 0 | 1203 | 11 | 3,119,731.91 |
| K.S.Enterpricess        | Vegetable Supplies                | 1 | 0 | 1203 | 11 | 3,108,943.59 |
| K.S.Enterpricess        | Vegetable Supplies                | 1 | 0 | 1203 | 11 | 2,708,339.18 |
| K.S.Enterpricess        | Vegetable Supplies                | 1 | 0 | 1203 | 11 | 3,016,992.17 |
| K.S.Enterpricess        | Vegetable Supplies                | 1 | 0 | 1203 | 11 | 3,274,839.70 |
| K.S.Enterpricess        | Meat,Fish,Dried fish,Egg Supplies | 1 | 0 | 1203 | 11 | 1,723,158.40 |
| K.S.Enterpricess        | Meat,Fish,Dried fish,Egg Supplies | 1 | 0 | 1203 | 11 | 1,688,942.40 |
| K.S.Enterpricess        | Meat,Fish,Dried fish,Egg Supplies | 1 | 0 | 1203 | 11 | 1,771,057.00 |
| Rajan Suppliers         | Coconut Supplies for Ration       | 1 | 0 | 1203 | 11 | 2,600,182.00 |
| Rajan Suppliers         | Coconut Supplies for Ration       | 1 | 0 | 1203 | 11 | 2,806,792.00 |
| Wickramaratnes Pvt Ltd  | Meat,Fish,Dried fish,Egg Supplies | 1 | 0 | 1203 | 11 | 2,987,642.04 |
| Wickramaratnes Pvt Ltd  | Supply Bread for Prisoners        | 1 | 0 | 1203 | 11 | 25,207.98    |
| K.L.A.D. Wickramasinghe | Cooked Meal Supply                | 1 | 0 | 1203 | 11 | 78,240.00    |
| K.L.A.D. Wickramasinghe | Cooked Meal Supply                | 1 | 0 | 1203 | 11 | 19,920.00    |
| Dhammika Shirani        | Cooked Meal Supply                | 1 | 0 | 1203 | 11 | 43,750.00    |
| Hemarasige Nilusha      | Cooked Meal Supply                | 1 | 0 | 1203 | 11 | 78,982.68    |
| A.G.Thilakarathne       | Cooked Meal Supply                | 1 | 0 | 1203 | 11 | 46,000.00    |
| A.G.Thilakarathne       | Cooked Meal Supply                | 1 | 0 | 1203 | 11 | 326,631.20   |
| A.G.Thilakarathne       | Cooked Meal Supply                | 1 | 0 | 1203 | 11 | 43,000.00    |



# CHAPTER 3

|                         |                    |   |   |      |    |  |               |
|-------------------------|--------------------|---|---|------|----|--|---------------|
| A.G.Thilakarathne       | Cooked Meal Supply | 1 | 0 | 1203 | 11 |  | 86,125.40     |
| K.S.Enterpricess        | Ration Supplies    | 1 | 0 | 1203 | 11 |  | 485,374.40    |
| K.S.Enterpricess        | Ration Supplies    | 1 | 0 | 1203 | 11 |  | 416,556.05    |
| K.S.Enterpricess        | Ration Supplies    | 1 | 0 | 1203 | 11 |  | 407,501.50    |
| Wickramarathnes Pvt Ltd | Ration Supplies    | 1 | 0 | 1203 | 11 |  | 590,840.99    |
| M.R.Enterpricess        | Ration Supplies    | 1 | 0 | 1203 | 11 |  | 1,195,531.25  |
| Victory Hotel           | Ration Supplies    | 1 | 0 | 1203 | 11 |  | 605,063.84    |
| M.R.Enterpricess        | Ration Supplies    | 1 | 0 | 1203 | 11 |  | 163,625.00    |
| M.R.Enterpricess        | Ration Supplies    | 1 | 0 | 1203 | 11 |  | 93,500.00     |
| M.R.Enterpricess        | Ration Supplies    | 1 | 0 | 1203 | 11 |  | 149,600.00    |
| Wickramarathnes Pvt Ltd | Ration Supplies    | 1 | 0 | 1203 | 11 |  | 260,386.28    |
| Wickramarathnes Pvt Ltd | Ration Supplies    | 1 | 0 | 1203 | 11 |  | 106,833.16    |
| Wickramarathnes Pvt Ltd | Ration Supplies    | 1 | 0 | 1203 | 11 |  | 421,824.71    |
| K.S.Enterpricess        | Ration Supplies    | 1 | 0 | 1203 | 11 |  | 1,963,057.60  |
| K.S.Enterpricess        | Ration Supplies    | 1 | 0 | 1203 | 11 |  | 1,765,519.12  |
| K.S.Enterpricess        | Ration Supplies    | 1 | 0 | 1203 | 11 |  | 1,346,459.00  |
| M.R.Enterpricess        | Ration Supplies    | 1 | 0 | 1203 | 11 |  | 1,484,600.00  |
| Victory Hotel           | Ration Supplies    | 1 | 0 | 1203 | 11 |  | 1,896,333.65  |
| Wickramarathnes Pvt Ltd | Ration Supplies    | 1 | 0 | 1203 | 11 |  | 1,121,522.94  |
| K.S.Enterpricess        | Ration Supplies    | 1 | 0 | 1203 | 11 |  | 2,141,986.00  |
| K.S.Enterpricess        | Ration Supplies    | 1 | 0 | 1203 | 11 |  | 1,727,619.30  |
| K.S.Enterpricess        | Ration Supplies    | 1 | 0 | 1203 | 11 |  | 1,666,163.00  |
| Victory Hotel           | Ration Supplies    | 1 | 0 | 1203 | 11 |  | 2,804,986.77  |
| M.R.Enterpricess        | Ration Supplies    | 1 | 0 | 1203 | 11 |  | 1,370,400.00  |
| Wickramarathnes Pvt Ltd | Ration Supplies    | 1 | 0 | 1203 | 11 |  | 987,567.22    |
| K.S.Enterpricess        | Ration Supplies    | 1 | 0 | 1203 | 11 |  | 1,703,185.00  |
| K.S.Enterpricess        | Ration Supplies    | 1 | 0 | 1203 | 11 |  | 2,516,973.20  |
| K.S.Enterpricess        | Ration Supplies    | 1 | 0 | 1203 | 11 |  | 2,020,457.46  |
| Victory Hotel           | Ration Supplies    | 1 | 0 | 1203 | 11 |  | 2,366,671.70  |
| M.R.Enterpricess        | Ration Supplies    | 1 | 0 | 1203 | 11 |  | 3,204,737.50  |
| Wickramarathnes Pvt Ltd | Ration Supplies    | 1 | 0 | 1203 | 11 |  | 3,174,885.24  |
| D.M.J.Dissanayaka       | Ration Supplies    | 1 | 0 | 1203 | 11 |  | 4,158,222.15  |
| D.M.J.Dissanayaka       | Ration Supplies    | 1 | 0 | 1203 | 11 |  | 7,497,075.16  |
| D.M.J.Dissanayaka       | Ration Supplies    | 1 | 0 | 1203 | 11 |  | 10,691,802.24 |
| D.M.J.Dissanayaka       | Ration Supplies    | 1 | 0 | 1203 | 11 |  | 10,977,805.25 |
| D.S.Gamini              | Ration Supplies    | 1 | 0 | 1203 | 11 |  | 507,352.00    |
| D.S.Gamini              | Ration Supplies    | 1 | 0 | 1203 | 11 |  | 435,414.00    |



|                                |                                   |   |   |      |    |  |  |              |
|--------------------------------|-----------------------------------|---|---|------|----|--|--|--------------|
| Karunaratne Traders            | Dry Rations Supplies              | 1 | 0 | 1203 | 11 |  |  | 1,608,445.14 |
| Karunaratne Traders            | Dry Rations Supplies              | 1 | 0 | 1203 | 11 |  |  | 1,271,303.40 |
| Karunaratne Traders            | Dry Rations Supplies              | 1 | 0 | 1203 | 11 |  |  | 865,098.45   |
| Karunaratne Traders            | Dry Rations Supplies              | 1 | 0 | 1203 | 11 |  |  | 1,341,552.84 |
| M.R.Enterpricess               | Rice Supplies                     | 1 | 0 | 1203 | 11 |  |  | 4,224,300.00 |
| T.M.Enterpricess               | Meat Supplies                     | 1 | 0 | 1203 | 11 |  |  | 2,362,942.16 |
| T.M.Enterpricess               | Coconut Supplies for Ration       | 1 | 0 | 1203 | 11 |  |  | 2,461,889.85 |
| M.R.Enterpricess               | Rice Supplies                     | 1 | 0 | 1203 | 11 |  |  | 2,846,221.56 |
| T.M.Enterpricess               | Coconut Supplies for Ration       | 1 | 0 | 1203 | 11 |  |  | 2,177,005.21 |
| T.M.Enterpricess               | Meat,Fish,Dried fish,Egg Supplies | 1 | 0 | 1203 | 11 |  |  | 2,378,913.16 |
| M.R.Enterpricess               | Rice Supplies                     | 1 | 0 | 1203 | 11 |  |  | 4,190,550.00 |
| T.M.Enterpricess               | Coconut Supplies for Ration       | 1 | 0 | 1203 | 11 |  |  | 2,194,281.63 |
| T.M.Enterpricess               | Meat,Fish,Dried fish,Egg Supplies | 1 | 0 | 1203 | 11 |  |  | 2,425,007.66 |
| M.R.Enterpricess               | Rice Supplies                     | 1 | 0 | 1203 | 11 |  |  | 1,815,905.00 |
| M.R.Enterpricess               | Rice Supplies                     | 1 | 0 | 1203 | 11 |  |  | 933,014.82   |
| T.M.Enterpricess               | Meat,Fish,Dried fish,Egg Supplies | 1 | 0 | 1203 | 11 |  |  | 1,128,436.71 |
| D.V.L.Suppliers                | Vegitable Supplies                | 1 | 0 | 1203 | 11 |  |  | 1,718,663.89 |
| D.V.L.Suppliers                | Vegitable Supplies                | 1 | 0 | 1203 | 11 |  |  | 1,819,758.25 |
| D.V.L.Suppliers                | Vegitable Supplies                | 1 | 0 | 1203 | 11 |  |  | 778,074.59   |
| D.V.L.Suppliers                | Vegitable Supplies                | 1 | 0 | 1203 | 11 |  |  | 1,741,667.15 |
| M.R.Enterpricess               | Meat,Fish,Dried fish,Egg Supplies | 1 | 0 | 1203 | 11 |  |  | 511,492.50   |
| M.R.Enterpricess               | Meat,Fish,Dried fish,Egg Supplies | 1 | 0 | 1203 | 11 |  |  | 1,315,695.00 |
| M.R.Enterpricess               | Meat,Fish,Dried fish,Egg Supplies | 1 | 0 | 1203 | 11 |  |  | 1,374,615.00 |
| T.M.Enterpricess               | Meat Supplies                     | 1 | 0 | 1203 | 11 |  |  | 1,423,350.00 |
| D.H.Sarath Gamini              | Cooked Meal Supply                | 1 | 0 | 1203 | 11 |  |  | 57,855.00    |
| D.H.Sarath Gamini              | Cooked Meal Supply                | 1 | 0 | 1203 | 11 |  |  | 54,910.00    |
| U.G.P.Kirmara                  | Cooked Meal Supply                | 1 | 0 | 1203 | 11 |  |  | 57,768.00    |
| U.G.P.Kirmara                  | Cooked Meal Supply                | 1 | 0 | 1203 | 11 |  |  | 72,732.00    |
| U.Jayathilaka                  | Cooked Meal Supply                | 1 | 0 | 1203 | 11 |  |  | 56,027.50    |
| U.Jayathilaka                  | Cooked Meal Supply                | 1 | 0 | 1203 | 11 |  |  | 50,370.00    |
| N.L.C.L.Dissanayaka            | Cooked Meal Supply                | 1 | 0 | 1203 | 11 |  |  | 254,621.68   |
| N.L.C.L.Dissanayaka            | Cooked Meal Supply                | 1 | 0 | 1203 | 11 |  |  | 192,834.50   |
| Sandra Fiona and Constructions | Dry Rations Supplies              | 1 | 0 | 1203 | 11 |  |  | 1,545,594.00 |
| Edna Stores                    | Dry Rations Supplies              | 1 | 0 | 1203 | 11 |  |  | 236,150.00   |
| Edna Stores                    | Ration Supplies                   | 1 | 0 | 1203 | 11 |  |  | 836,365.00   |
| Sandra Fiona and Constructions | Dry Rations Supplies              | 1 | 0 | 1203 | 11 |  |  | 1,437,350.00 |
| Sandra Fiona and Construction  | Row food Supplies                 | 1 | 0 | 1203 | 11 |  |  | 792,817.23   |



# CHAPTER 3

|                               |                      |   |   |      |    |  |  |              |
|-------------------------------|----------------------|---|---|------|----|--|--|--------------|
| Sandra Fiona and Construction | Row food Supplies    | 1 | 0 | 1203 | 11 |  |  | 892,548.94   |
| Edna Stores                   | Row food Supplies    | 1 | 0 | 1203 | 11 |  |  | 843,886.71   |
| Edna Stores                   | Dry Rations Supplies | 1 | 0 | 1203 | 11 |  |  | 262,900.00   |
| Edna Stores                   | Row food Supplies    | 1 | 0 | 1203 | 11 |  |  | 900,038.75   |
| Edna Stores                   | Dry Rations Supplies | 1 | 0 | 1203 | 11 |  |  | 231,242.30   |
| Edna Stores                   | Row food Supplies    | 1 | 0 | 1203 | 11 |  |  | 856,868.00   |
| Edna Stores                   | Dry Rations Supplies | 1 | 0 | 1203 | 11 |  |  | 249,750.00   |
| Sandra Fiona and Construction | Row food Supplies    | 1 | 0 | 1203 | 11 |  |  | 829,090.89   |
| R.M.Darnapala                 | Cooked Meal Supply   | 1 | 0 | 1203 | 11 |  |  | 130,059.00   |
| R.M.Darnapala                 | Cooked Meal Supply   | 1 | 0 | 1203 | 11 |  |  | 40,890.00    |
| R.M.Darnapala                 | Cooked Meal Supply   | 1 | 0 | 1203 | 11 |  |  | 31,668.00    |
| R.M.Jagath Priyantha Kumara   | Cooked Meal Supply   | 1 | 0 | 1203 | 11 |  |  | 14,790.00    |
| R.M.Jagath Priyantha Kumara   | Cooked Meal Supply   | 1 | 0 | 1203 | 11 |  |  | 4,250.00     |
| R.M.Jagath Priyantha Kumara   | Cooked Meal Supply   | 1 | 0 | 1203 | 11 |  |  | 20,060.00    |
| R.M.Jagath Priyantha Kumara   | Cooked Meal Supply   | 1 | 0 | 1203 | 11 |  |  | 15,470.00    |
| R.M.Jagath Priyantha Kumara   | Cooked Meal Supply   | 1 | 0 | 1203 | 11 |  |  | 29,410.00    |
| R.M.Jagath Priyantha Kumara   | Cooked Meal Supply   | 1 | 0 | 1203 | 11 |  |  | 6,800.00     |
| R.M.Darnapala                 | Cooked Meal Supply   | 1 | 0 | 1203 | 11 |  |  | 121,327.00   |
| R.M.Darnapala                 | Cooked Meal Supply   | 1 | 0 | 1203 | 11 |  |  | 27,666.00    |
| R.M.Darnapala                 | Cooked Meal Supply   | 1 | 0 | 1203 | 11 |  |  | 37,758.00    |
| Sandra Fiona and Construction | Dry Rations Supplies | 1 | 0 | 1203 | 11 |  |  | 1,437,350.00 |
| Sandra Fiona and Construction | Row food Supplies    | 1 | 0 | 1203 | 11 |  |  | 925,203.16   |
| Edna Stores                   | Dry Rations Supplies | 1 | 0 | 1203 | 11 |  |  | 259,446.15   |
| Edna Stores                   | Row food Supplies    | 1 | 0 | 1203 | 11 |  |  | 943,067.91   |
| Edna Stores                   | Row food Supplies    | 1 | 0 | 1203 | 11 |  |  | 857,884.06   |
| Edna Stores                   | Dry Rations Supplies | 1 | 0 | 1203 | 11 |  |  | 293,686.15   |
| Sandra Fiona and Construction | Row food Supplies    | 1 | 0 | 1203 | 11 |  |  | 854,829.65   |
| Sandra Fiona and Construction | Dry Rations Supplies | 1 | 0 | 1203 | 11 |  |  | 1,437,350.00 |
| R.M.Darnapala                 | Cooked Meal Supply   | 1 | 0 | 1203 | 11 |  |  | 33,930.00    |
| R.M.Darnapala                 | Cooked Meal Supply   | 1 | 0 | 1203 | 11 |  |  | 28,710.00    |
| R.M.Jagath Priyantha Kumara   | Cooked Meal Supply   | 1 | 0 | 1203 | 11 |  |  | 27,880.00    |
| R.M.Jagath Priyantha Kumara   | Cooked Meal Supply   | 1 | 0 | 1203 | 11 |  |  | 10,370.00    |
| R.M.Jagath Priyantha Kumara   | Cooked Meal Supply   | 1 | 0 | 1203 | 11 |  |  | 22,100.00    |
| R.M.Darnapala                 | Cooked Meal Supply   | 1 | 0 | 1203 | 11 |  |  | 80,895.00    |
| Edna Stores                   | Row food Supplies    | 1 | 0 | 1203 | 11 |  |  | 882,544.65   |
| Edna Stores                   | Dry Rations Supplies | 1 | 0 | 1203 | 11 |  |  | 138,150.00   |
| Sandra Fiona and Construction | Row food Supplies    | 1 | 0 | 1203 | 11 |  |  | 867,560.36   |

400



|                               |                    |   |   |      |    |  |  |              |
|-------------------------------|--------------------|---|---|------|----|--|--|--------------|
| R.M.Darmapala                 | Cooked Meal Supply | 1 | 0 | 1203 | 11 |  |  | 15,138.00    |
| R.M.Darmapala                 | Cooked Meal Supply | 1 | 0 | 1203 | 11 |  |  | 82,125.00    |
| R.M.Jagath Priyantha Kumara   | Cooked Meal Supply | 1 | 0 | 1203 | 11 |  |  | 20,740.00    |
| R.M.Jagath Priyantha Kumara   | Cooked Meal Supply | 1 | 0 | 1203 | 11 |  |  | 5,440.00     |
| R.M.Darmapala                 | Cooked Meal Supply | 1 | 0 | 1203 | 11 |  |  | 12,876.00    |
| Sandra Fiona and Construction | Ration Supplies    | 1 | 0 | 1203 | 11 |  |  | 786,113.44   |
| Sandra Fiona and Construction | Ration Supplies    | 1 | 0 | 1203 | 11 |  |  | 838,493.46   |
| Sandra Fiona and Construction | Ration Supplies    | 1 | 0 | 1203 | 11 |  |  | 1,536,794.79 |
| Sandra Fiona and Construction | Ration Supplies    | 1 | 0 | 1203 | 11 |  |  | 900,685.38   |
| Sandra Fiona and Construction | Ration Supplies    | 1 | 0 | 1203 | 11 |  |  | 763,870.00   |
| Sandra Fiona and Construction | Ration Supplies    | 1 | 0 | 1203 | 11 |  |  | 1,453,990.48 |
| Sandra Fiona and Construction | Ration Supplies    | 1 | 0 | 1203 | 11 |  |  | 1,655,664.15 |
| Sandra Fiona and Construction | Ration Supplies    | 1 | 0 | 1203 | 11 |  |  | 767,427.69   |
| Sandra Fiona and Construction | Ration Supplies    | 1 | 0 | 1203 | 11 |  |  | 1,422,132.99 |
| Sandra Fiona and Construction | Ration Supplies    | 1 | 0 | 1203 | 11 |  |  | 953,385.21   |
| Sandra Fiona and Construction | Ration Supplies    | 1 | 0 | 1203 | 11 |  |  | 1,276,005.38 |
| Sandra Fiona and Construction | Ration Supplies    | 1 | 0 | 1203 | 11 |  |  | 1,292,067.80 |
| Sandra Fiona and Construction | Ration Supplies    | 1 | 0 | 1203 | 11 |  |  | 546,912.69   |
| Sandra Fiona and Construction | Ration Supplies    | 1 | 0 | 1203 | 11 |  |  | 1,562,094.92 |
| Thiyagaraja And Company       | Ration Supplies    | 1 | 0 | 1203 | 11 |  |  | 4,540,846.87 |
| Thiyagaraja And Company       | Ration Supplies    | 1 | 0 | 1203 | 11 |  |  | 3,516,680.16 |
| Thiyagaraja And Company       | Ration Supplies    | 1 | 0 | 1203 | 11 |  |  | 4,228,977.43 |
| Thiyagaraja And Company       | Ration Supplies    | 1 | 0 | 1203 | 11 |  |  | 5,163,798.68 |
| Thiyagaraja And Company       | Ration Supplies    | 1 | 0 | 1203 | 11 |  |  | 5,810,764.93 |
| J.B.B.Charles                 | Ration Supplies    | 1 | 0 | 1203 | 11 |  |  | 29,406.00    |
| J.B.B.Charles                 | Ration Supplies    | 1 | 0 | 1203 | 11 |  |  | 35,496.00    |
| K.Jeganadan                   | Ration Supplies    | 1 | 0 | 1203 | 11 |  |  | 25,752.00    |
| K.Jeganadan                   | Ration Supplies    | 1 | 0 | 1203 | 11 |  |  | 34,626.00    |
| K.Jeganadan                   | Ration Supplies    | 1 | 0 | 1203 | 11 |  |  | 20,358.00    |
| K.Jeganadan                   | Ration Supplies    | 1 | 0 | 1203 | 11 |  |  | 24,708.00    |
| K.Jeganadan                   | Ration Supplies    | 1 | 0 | 1203 | 11 |  |  | 29,058.00    |
| K.Jeganadan                   | Ration Supplies    | 1 | 0 | 1203 | 11 |  |  | 29,032.00    |
| K.Jeganadan                   | Ration Supplies    | 1 | 0 | 1203 | 11 |  |  | 34,452.00    |
| K.Jeganadan                   | Ration Supplies    | 1 | 0 | 1203 | 11 |  |  | 39,672.00    |
| K.Jeganadan                   | Ration Supplies    | 1 | 0 | 1203 | 11 |  |  | 19,488.00    |
| K.Jeganadan                   | Ration Supplies    | 1 | 0 | 1203 | 11 |  |  | 27,666.00    |
| S.Suresh Kumar                | Ration Supplies    | 1 | 0 | 1203 | 11 |  |  | 37,997.00    |



# CHAPTER 3

|                         |                 |   |   |      |    |  |  |              |
|-------------------------|-----------------|---|---|------|----|--|--|--------------|
| S.Suresh Kumar          | Ration Supplies | 1 | 0 | 1203 | 11 |  |  | 24,806.00    |
| S.Suresh Kumar          | Ration Supplies | 1 | 0 | 1203 | 11 |  |  | 33,756.00    |
| S.Suresh Kumar          | Ration Supplies | 1 | 0 | 1203 | 11 |  |  | 34,452.00    |
| Thiyagaraja And Company | Ration Supplies | 1 | 0 | 1203 | 11 |  |  | 855,224.19   |
| Thiyagaraja And Company | Ration Supplies | 1 | 0 | 1203 | 11 |  |  | 1,099,314.04 |
| Thiyagaraja And Company | Ration Supplies | 1 | 0 | 1203 | 11 |  |  | 760,020.63   |
| Thiyagaraja And Company | Ration Supplies | 1 | 0 | 1203 | 11 |  |  | 481,252.13   |
| Thiyagaraja And Company | Ration Supplies | 1 | 0 | 1203 | 11 |  |  | 1,166,106.09 |
| Thiyagaraja And Company | Ration Supplies | 1 | 0 | 1203 | 11 |  |  | 3,298,589.03 |
| Thiyagaraja And Company | Ration Supplies | 1 | 0 | 1203 | 11 |  |  | 6,532,383.23 |
| K.Jeganadan             | Ration Supplies | 1 | 0 | 1203 | 11 |  |  | 28,014.00    |
| K.Jeganadan             | Ration Supplies | 1 | 0 | 1203 | 11 |  |  | 20,358.00    |
| K.Jeganadan             | Ration Supplies | 1 | 0 | 1203 | 11 |  |  | 40,714.00    |
| K.Jeganadan             | Ration Supplies | 1 | 0 | 1203 | 11 |  |  | 32,190.00    |
| K.Jeganadan             | Ration Supplies | 1 | 0 | 1203 | 11 |  |  | 31,320.00    |
| K.Jeganadan             | Ration Supplies | 1 | 0 | 1203 | 11 |  |  | 6,960.00     |
| K.Jeganadan             | Ration Supplies | 1 | 0 | 1203 | 11 |  |  | 7,656.00     |
| K.Jeganadan             | Ration Supplies | 1 | 0 | 1203 | 11 |  |  | 33,756.00    |
| K.Jeganadan             | Ration Supplies | 1 | 0 | 1203 | 11 |  |  | 27,318.00    |
| K.Jeganadan             | Ration Supplies | 1 | 0 | 1203 | 11 |  |  | 24,012.00    |
| S.Suresh Kumar          | Ration Supplies | 1 | 0 | 1203 | 11 |  |  | 34,800.00    |
| S.Suresh Kumar          | Ration Supplies | 1 | 0 | 1203 | 11 |  |  | 32,639.00    |
| S.Suresh Kumar          | Ration Supplies | 1 | 0 | 1203 | 11 |  |  | 26,970.00    |
| S.Suresh Kumar          | Ration Supplies | 1 | 0 | 1203 | 11 |  |  | 24,358.00    |
| J.B.B.Charles           | Ration Supplies | 1 | 0 | 1203 | 11 |  |  | 35,322.00    |
| J.B.B.Charles           | Ration Supplies | 1 | 0 | 1203 | 11 |  |  | 30,798.00    |
| E.W.Enterpricess        | Ration Supplies | 1 | 0 | 1203 | 11 |  |  | 12,375.50    |
| Wickramaratnes Pvt Ltd  | Ration Supplies | 1 | 0 | 1203 | 11 |  |  | 2,042,957.81 |
| Wickramaratnes Pvt Ltd  | Ration Supplies | 1 | 0 | 1203 | 11 |  |  | 1,020.00     |
| H.G.P.M.Pvt Ltd         | Ration Supplies | 1 | 0 | 1203 | 11 |  |  | 1,574,211.80 |
| H.G.P.M.Pvt Ltd         | Ration Supplies | 1 | 0 | 1203 | 11 |  |  | 2,570,100.50 |
| H.G.P.M.Pvt Ltd         | Ration Supplies | 1 | 0 | 1203 | 11 |  |  | 2,654,400.00 |
| H.G.P.M.Pvt Ltd         | Ration Supplies | 1 | 0 | 1203 | 11 |  |  | 3,466,160.04 |
| H.G.P.M.Pvt Ltd         | Ration Supplies | 1 | 0 | 1203 | 11 |  |  | 2,686,923.25 |
| H.G.P.M.Pvt Ltd         | Ration Supplies | 1 | 0 | 1203 | 11 |  |  | 2,046,656.46 |
| E.W.Enterpricess        | Ration Supplies | 1 | 0 | 1203 | 11 |  |  | 2,261,894.70 |
| E.W.Enterpricess        | Ration Supplies | 1 | 0 | 1203 | 11 |  |  | 22,500.00    |
| Jayaweera Hemalatha     | Ration Supplies | 1 | 0 | 1203 | 11 |  |  |              |



|                        |                 |   |   |      |    |  |              |
|------------------------|-----------------|---|---|------|----|--|--------------|
| Jayaweera Hemalatha    | Ration Supplies | 1 | 0 | 1203 | 11 |  | 31,350.00    |
| P. K. A. Kumarasinghe  | Ration Supplies | 1 | 0 | 1203 | 11 |  | 20,970.00    |
| H.G.P.M.Pvt Ltd *      | Ration Supplies | 1 | 0 | 1203 | 11 |  | 1,329,071.18 |
| H.G.P.M.Pvt Ltd        | Ration Supplies | 1 | 0 | 1203 | 11 |  | 1,803,077.62 |
| H.G.P.M.Pvt Ltd        | Ration Supplies | 1 | 0 | 1203 | 11 |  | 1,430,966.25 |
| H.G.P.M.Pvt Ltd        | Ration Supplies | 1 | 0 | 1203 | 11 |  | 1,540,350.00 |
| H.G.P.M.Pvt Ltd        | Ration Supplies | 1 | 0 | 1203 | 11 |  | 1,933,298.76 |
| H.G.P.M.Pvt Ltd        | Ration Supplies | 1 | 0 | 1203 | 11 |  | 1,563,300.80 |
| H.G.P.M.Pvt Ltd        | Ration Supplies | 1 | 0 | 1203 | 11 |  | 2,925,300.00 |
| H.G.P.M.Pvt Ltd        | Ration Supplies | 1 | 0 | 1203 | 11 |  | 3,743,526.32 |
| H.G.P.M.Pvt Ltd        | Ration Supplies | 1 | 0 | 1203 | 11 |  | 2,601,961.25 |
| H.G.P.M.Pvt Ltd        | Ration Supplies | 1 | 0 | 1203 | 11 |  | 2,295,320.66 |
| Wickramaratnes Pvt Ltd | Ration Supplies | 1 | 0 | 1203 | 11 |  | 2,297,873.75 |
| Wickramaratnes Pvt Ltd | Ration Supplies | 1 | 0 | 1203 | 11 |  | 3,213.00     |
| Wickramaratnes Pvt Ltd | Ration Supplies | 1 | 0 | 1203 | 11 |  | 32,540.00    |
| P. K. A. Kumarasinghe  | Ration Supplies | 1 | 0 | 1203 | 11 |  | 6,500.00     |
| P. K. A. Kumarasinghe  | Ration Supplies | 1 | 0 | 1203 | 11 |  | 5,370.00     |
| P. K. A. Kumarasinghe  | Ration Supplies | 1 | 0 | 1203 | 11 |  | 1,737,826.00 |
| E. W. Enterpricess     | Ration Supplies | 1 | 0 | 1203 | 11 |  | 1,535,603.74 |
| E. W. Enterpricess     | Ration Supplies | 1 | 0 | 1203 | 11 |  | 2,237,687.71 |
| E. W. Enterpricess     | Ration Supplies | 1 | 0 | 1203 | 11 |  | 17,950.00    |
| Jayaweera Hemalatha    | Ration Supplies | 1 | 0 | 1203 | 11 |  | 23,600.00    |
| Jayaweera Hemalatha    | Ration Supplies | 1 | 0 | 1203 | 11 |  | 27,300.00    |
| Jayaweera Hemalatha    | Ration Supplies | 1 | 0 | 1203 | 11 |  | 18,500.00    |
| P. K. A. Kumarasinghe  | Ration Supplies | 1 | 0 | 1203 | 11 |  | 12,880.00    |
| P. K. A. Kumarasinghe  | Ration Supplies | 1 | 0 | 1203 | 11 |  | 3,189,900.00 |
| H.G.P.M.Pvt Ltd        | Ration Supplies | 1 | 0 | 1203 | 11 |  | 4,205,238.36 |
| H.G.P.M.Pvt Ltd        | Ration Supplies | 1 | 0 | 1203 | 11 |  | 2,508,503.05 |
| H.G.P.M.Pvt Ltd        | Ration Supplies | 1 | 0 | 1203 | 11 |  | 2,496,597.03 |
| Wickramaratnes Pvt Ltd | Ration Supplies | 1 | 0 | 1203 | 11 |  | 3,876.00     |
| Wickramaratnes Pvt Ltd | Ration Supplies | 1 | 0 | 1203 | 11 |  | 16,270.44    |
| E. W. Enterpricess     | Ration Supplies | 1 | 0 | 1203 | 11 |  | 2,430,345.75 |
| E. W. Enterpricess     | Ration Supplies | 1 | 0 | 1203 | 11 |  | 277,740.00   |
| E. W. Enterpricess     | Ration Supplies | 1 | 0 | 1203 | 11 |  | 440,764.80   |
| Wickramaratnes Pvt Ltd | Ration Supplies | 1 | 0 | 1203 | 11 |  | 14,137.20    |
| Wickramaratnes Pvt Ltd | Ration Supplies | 1 | 0 | 1203 | 11 |  | 451,948.36   |
| Wickramaratnes Pvt Ltd | Ration Supplies | 1 | 0 | 1203 | 11 |  | 453,521.36   |



# CHAPTER 3

|                        |                 |   |   |      |    |  |              |
|------------------------|-----------------|---|---|------|----|--|--------------|
| Wickramaratnes Pvt Ltd | Ration Supplies | 1 | 0 | 1203 | 11 |  | 1,343,457.92 |
| Wickramaratnes Pvt Ltd | Ration Supplies | 1 | 0 | 1203 | 11 |  | 44,015.40    |
| Wickramaratnes Pvt Ltd | Ration Supplies | 1 | 0 | 1203 | 11 |  | 1,024,777.16 |
| Wickramaratnes Pvt Ltd | Ration Supplies | 1 | 0 | 1203 | 11 |  | 971,781.44   |
| Wickramaratnes Pvt Ltd | Ration Supplies | 1 | 0 | 1203 | 11 |  | 1,184,008.88 |
| Wickramaratnes Pvt Ltd | Ration Supplies | 1 | 0 | 1203 | 11 |  | 28,373.40    |
| Wickramaratnes Pvt Ltd | Ration Supplies | 1 | 0 | 1203 | 11 |  | 919,598.12   |
| Wickramaratnes Pvt Ltd | Ration Supplies | 1 | 0 | 1203 | 11 |  | 1,044,192.80 |
| Wickramaratnes Pvt Ltd | Ration Supplies | 1 | 0 | 1203 | 11 |  | 584,192.65   |
| E. W. Enterpricess     | Ration Supplies | 1 | 0 | 1203 | 11 |  | 583,371.03   |
| E. W. Enterpricess     | Ration Supplies | 1 | 0 | 1203 | 11 |  | 577,198.72   |
| E. W. Enterpricess     | Ration Supplies | 1 | 0 | 1203 | 11 |  | 755,596.37   |
| E. W. Enterpricess     | Ration Supplies | 1 | 0 | 1203 | 11 |  | 1,379,466.00 |
| H.G.P.M.Pvt Ltd        | Ration Supplies | 1 | 0 | 1203 | 11 |  | 365,934.43   |
| H.G.P.M.Pvt Ltd        | Ration Supplies | 1 | 0 | 1203 | 11 |  | 198,693.52   |
| H.G.P.M.Pvt Ltd        | Ration Supplies | 1 | 0 | 1203 | 11 |  | 105,584.50   |
| H.G.P.M.Pvt Ltd        | Ration Supplies | 1 | 0 | 1203 | 11 |  | 210,471.44   |
| H.G.P.M.Pvt Ltd        | Ration Supplies | 1 | 0 | 1203 | 11 |  | 3,376.35     |
| H.G.P.M.Pvt Ltd        | Ration Supplies | 1 | 0 | 1203 | 11 |  | 418,497.50   |
| H.G.P.M.Pvt Ltd        | Ration Supplies | 1 | 0 | 1203 | 11 |  | 33,724.19    |
| H.G.P.M.Pvt Ltd        | Ration Supplies | 1 | 0 | 1203 | 11 |  | 146,533.01   |
| H.G.P.M.Pvt Ltd        | Ration Supplies | 1 | 0 | 1203 | 11 |  | 571,253.72   |
| H.G.P.M.Pvt Ltd        | Ration Supplies | 1 | 0 | 1203 | 11 |  | 237,723.50   |
| H.G.P.M.Pvt Ltd        | Ration Supplies | 1 | 0 | 1203 | 11 |  | 383,527.94   |
| H.G.P.M.Pvt Ltd        | Ration Supplies | 1 | 0 | 1203 | 11 |  | 580,304.61   |
| H.G.P.M.Pvt Ltd        | Ration Supplies | 1 | 0 | 1203 | 11 |  | 8,450.10     |
| H.G.P.M.Pvt Ltd        | Ration Supplies | 1 | 0 | 1203 | 11 |  | 1,083,170.00 |
| H.G.P.M.Pvt Ltd        | Ration Supplies | 1 | 0 | 1203 | 11 |  | 241,215.24   |
| H.G.P.M.Pvt Ltd        | Ration Supplies | 1 | 0 | 1203 | 11 |  | 66,960.77    |
| H.G.P.M.Pvt Ltd        | Ration Supplies | 1 | 0 | 1203 | 11 |  | 543,520.07   |
| H.G.P.M.Pvt Ltd        | Ration Supplies | 1 | 0 | 1203 | 11 |  | 208,029.50   |
| H.G.P.M.Pvt Ltd        | Ration Supplies | 1 | 0 | 1203 | 11 |  | 387,706.31   |
| H.G.P.M.Pvt Ltd        | Ration Supplies | 1 | 0 | 1203 | 11 |  | 574,166.48   |
| H.G.P.M.Pvt Ltd        | Ration Supplies | 1 | 0 | 1203 | 11 |  | 1,771.20     |
| H.G.P.M.Pvt Ltd        | Ration Supplies | 1 | 0 | 1203 | 11 |  | 302,795.25   |
| H.G.P.M.Pvt Ltd        | Ration Supplies | 1 | 0 | 1203 | 11 |  | 159,738.55   |
| H.G.P.M.Pvt Ltd        | Ration Supplies | 1 | 0 | 1203 | 11 |  | 37,365.51    |



|                 |                 |   |   |      |    |  |  |              |
|-----------------|-----------------|---|---|------|----|--|--|--------------|
| H.G.P.M.Pvt Ltd | Ration Supplies | 1 | 0 | 1203 | 11 |  |  | 153,673.26   |
| H.G.P.M.Pvt Ltd | Ration Supplies | 1 | 0 | 1203 | 11 |  |  | 863,155.46   |
| H.G.P.M.Pvt Ltd | Ration Supplies | 1 | 0 | 1203 | 11 |  |  | 826,737.42   |
| H.G.P.M.Pvt Ltd | Ration Supplies | 1 | 0 | 1203 | 11 |  |  | 766,355.78   |
| H.G.P.M.Pvt Ltd | Ration Supplies | 1 | 0 | 1203 | 11 |  |  | 849,188.59   |
| H.G.P.M.Pvt Ltd | Ration Supplies | 1 | 0 | 1203 | 11 |  |  | 648,181.74   |
| H.G.P.M.Pvt Ltd | Ration Supplies | 1 | 0 | 1203 | 11 |  |  | 187,165.60   |
| H.G.P.M.Pvt Ltd | Ration Supplies | 1 | 0 | 1203 | 11 |  |  | 644.96       |
| H.G.P.M.Pvt Ltd | Ration Supplies | 1 | 0 | 1203 | 11 |  |  | 48,262.65    |
| H.G.P.M.Pvt Ltd | Ration Supplies | 1 | 0 | 1203 | 11 |  |  | 1,044,621.60 |
| H.G.P.M.Pvt Ltd | Ration Supplies | 1 | 0 | 1203 | 11 |  |  | 910,853.82   |
| H.G.P.M.Pvt Ltd | Ration Supplies | 1 | 0 | 1203 | 11 |  |  | 805,087.80   |
| H.G.P.M.Pvt Ltd | Ration Supplies | 1 | 0 | 1203 | 11 |  |  | 957,605.58   |
| H.G.P.M.Pvt Ltd | Ration Supplies | 1 | 0 | 1203 | 11 |  |  | 686.00       |
| H.G.P.M.Pvt Ltd | Ration Supplies | 1 | 0 | 1203 | 11 |  |  | 1,701,561.28 |
| H.G.P.M.Pvt Ltd | Ration Supplies | 1 | 0 | 1203 | 11 |  |  | 686.00       |
| H.G.P.M.Pvt Ltd | Ration Supplies | 1 | 0 | 1203 | 11 |  |  | 1,969,197.80 |
| H.G.P.M.Pvt Ltd | Ration Supplies | 1 | 0 | 1203 | 11 |  |  | 1,479,258.00 |
| H.G.P.M.Pvt Ltd | Ration Supplies | 1 | 0 | 1203 | 11 |  |  | 1,603,910.97 |
| H.G.P.M.Pvt Ltd | Ration Supplies | 1 | 0 | 1203 | 11 |  |  | 206,224.13   |
| H.G.P.M.Pvt Ltd | Ration Supplies | 1 | 0 | 1203 | 11 |  |  | 619,318.40   |
| H.G.P.M.Pvt Ltd | Ration Supplies | 1 | 0 | 1203 | 11 |  |  | 1,420,350.00 |
| H.G.P.M.Pvt Ltd | Ration Supplies | 1 | 0 | 1203 | 11 |  |  | 233,187.04   |
| H.G.P.M.Pvt Ltd | Ration Supplies | 1 | 0 | 1203 | 11 |  |  | 579,699.30   |
| H.G.P.M.Pvt Ltd | Ration Supplies | 1 | 0 | 1203 | 11 |  |  | 2,820,640.50 |
| H.G.P.M.Pvt Ltd | Ration Supplies | 1 | 0 | 1203 | 11 |  |  | 26,100.00    |
| H.G.P.M.Pvt Ltd | Ration Supplies | 1 | 0 | 1203 | 11 |  |  | 1,988,659.82 |
| H.G.P.M.Pvt Ltd | Ration Supplies | 1 | 0 | 1203 | 11 |  |  | 1,494,854.12 |
| H.G.P.M.Pvt Ltd | Ration Supplies | 1 | 0 | 1203 | 11 |  |  | 1,469,298.60 |
| H.G.P.M.Pvt Ltd | Ration Supplies | 1 | 0 | 1203 | 11 |  |  | 1,632,202.48 |
| H.G.P.M.Pvt Ltd | Ration Supplies | 1 | 0 | 1203 | 11 |  |  | 2,141,551.50 |
| H.G.P.M.Pvt Ltd | Ration Supplies | 1 | 0 | 1203 | 11 |  |  | 582,452.73   |
| H.G.P.M.Pvt Ltd | Ration Supplies | 1 | 0 | 1203 | 11 |  |  | 169,839.28   |
| H.G.P.M.Pvt Ltd | Ration Supplies | 1 | 0 | 1203 | 11 |  |  | 1,355,237.21 |
| H.G.P.M.Pvt Ltd | Ration Supplies | 1 | 0 | 1203 | 11 |  |  | 316,088.31   |
| H.G.P.M.Pvt Ltd | Ration Supplies | 1 | 0 | 1203 | 11 |  |  | 2,457,383.16 |
| H.G.P.M.Pvt Ltd | Ration Supplies | 1 | 0 | 1203 | 11 |  |  | 2,494,565.90 |



100

102

**R.M.N.K.K. Abeyrathna**  
Commissioner of Prisons (Finance)  
Prison Headquarters  
Colombo - 09.



Annexure-(v)

**Statement of Liabilities - (ii)**  
**Provision Transferred to the Deposit Account in terms of FR 215 (3) (b) & (c)**

Name of Ministry / Department / District Secretariat : Department of Prisons

Expenditure Code : 232

Programme No. &amp; Title : 01

| Name of the Person/Institution (To be identified at the time of Transferring the Provision to Deposit Accounts.) * | Description of Liability | L/C No. | Particular of Vote details from which Provisions were Transferred |             |             | Deposit Account No. | Amount Transferred (Rs.) |
|--|--------------------------|---------|---|-------------|-------------|---------------------|--------------------------|
|  |                          |         | Project   | Sub Project | Object Code | Financing Code      |                          |
| 1. Ministries/Government Department  |                          |         |   |             |             |                     |                          |
|  |                          |         |   |             |             |                     | XX                       |
|  |                          |         |   |             |             |                     | XX                       |
| Total  |                          |         |   |             |             |                     |                          |
| 2. State Corporations/Statutory Boards   |                          |         |   |             |             |                     |                          |
|  |                          |         |   |             |             |                     | XX                       |
|  |                          |         |   |             |             |                     | XX                       |
| Total  |                          |         |   |             |             |                     |                          |
| 3. Others (Private Parties)  |                          |         |   |             |             |                     |                          |
|  |                          |         |   |             |             |                     | XX                       |
|  |                          |         |   |             |             |                     | XX                       |
| Total  |                          |         |   |             |             |                     |                          |
| <b>Grand Total</b>   |                          |         |   |             |             |                     |                          |

**No Provision transferred to the deposit account in terms of FR 215 (3)**

**(b) & (c)**



Chief Financial Officer/Chief Accountant/Director(Finance)/Commissioner(Finance)

Date : 23/02/2023

**R.M.N.K.K. Abeyrathna**  
 Commissioner of Prisons (Finance)

Prison Headquarters  
 Colombo - 09.

116



## Statement of Claims under Reimbursable Foreign Aid

Ministry / Department / District Secretariat :

Programme No. & Title :

(1) Provision in Estimates - 2022 under Reimbursable Foreign Aid including Supplementary provisions

(2) Total Expenditure disbursed during the year 2022, against (1) above

(3) Total of Reimbursement Claims outstanding as at 01st January 2022

(4) Total of Reimbursement Claims made during the year 2022, in respect of years 2021 & prior years (if any)

(5) Total of Reimbursement Claims made during the year 2022, in respect of year 2022

(6) Total of Claims disallowed by the Donor, during 2022 (if any), in respect of Claims 2021 or prior years (if any)

(7) Total of Claims disallowed by the Donor, during 2022 (if any), in respect of Claims 2022

(8) Total of Reimbursements received during the year 2022, in respect of years 2021 or prior years

(9) Total of Reimbursements received during the year 2022, in respect of years 2022

(10) Total of reimbursement Claims outstanding as at 31st December 2022

[ (3+4+5) - (6+7) ] - (8+9)

(11) Total of Reimbursement Claims made after 31/12/2022 in respect of 2021 up to the finalization of the Financial Statements

(12) Total of Reimbursement received after 31/12/2022 up to the finalization of the Financial Statements

(13) Total of Reimbursement Claims outstanding as at the date of presenting the Financial Statements

(10 + 11 - 12)

Annexure-(vi)

Rs.

.....NO.....

.....NO.....

.....NO.....

.....NO.....

.....NO.....

.....NO.....

.....NO.....

.....NO.....

.....NO.....

.....NO.....

.....NO.....

.....NO.....

\* should use only when relevant to the reporting entity

  
Chief Financial Officer / Chief Accountant/  
Director (Finance) / Commissioner (Finance)  
R.M.N.K.K. Abeyrathna  
Commissioner of Prisons (Finance)  
Prison Headquarters  
Colombo - 09.  
117



Annexure-(vii)

**Statement of Missing Vouchers**

Ministry / Department / District Secretariat : Department Of prisons  
 Expenditure Head No : 232  
 Programme No. & Title : 01

| Date | Voucher No. | Name of Payee       | Nature of Payment | Amount (Rs.) |
|------|-------------|---------------------|-------------------|--------------|
|      |             | No Missing Vouchers |                   |              |
|      |             |                     |                   |              |



*[Signature]*  
 .....  
 Chief Financial Officer /Chief Accountant/Director (Finance)/  
 Commissioner (Finance)  
 Date : 23/02/2023

**R.M.N.K.K. Abeyratna**  
 Commissioner of Prisons (Finance)  
 Prison Headquarters  
 Colombo - 09.

118



Annexure-(viii)

**The Status Report as at 31/12/2022 on Bank Accounts opened  
in terms of Treasury Operation Circular No. 3/2015 of 23/10/2015**

Ministry / Department / District Secretariat : Department of Prisons

Expenditure Head No. : 232

| Serial No. | Name of Bank                     | Account No. | Balance as per Bank Statement as at 31/12/2022 (Rs.) | Balance as per Cash Book as at 31/12/2022 (Rs.) | Total Value of Cheques not yet Presented to Bank as at 31/12/2022 (if exceeds 6 months) | Month of Last Bank Reconciliation Prepared |
|------------|----------------------------------|-------------|--|---|---|--|
| 1          | Bank of Ceylon- Borella          | 7041491     | 82,075,786   | -   | 89,050  | December                                   |
| 2          | Bank of Ceylon- Borella          | 7041492     | 15,902,889   | -   | -   | December                                   |
| 3          | Bank of Ceylon- Borella          | 7041493     | 4,025,250  | -   | -   | December                                   |
| 4          | Bank of Ceylon- Borella          | 7041494     | 4,886,882  | -   | -   | December                                   |
| 5          | Bank of Ceylon- Ragama           | 7041495     | 20,796,554   | -   | -   | December                                   |
| 6          | Bank of Ceylon- Borella          | 7041509     | 1,498,690  | -   | 3,500   | December                                   |
| 7          | Bank of Ceylon- Negombo          | 7041496     | 5,617,164  | -   | -   | December                                   |
| 8          | Bank of Ceylon- Kandy            | 7041497     | 7,433,034  | -   | -   | December                                   |
| 9          | Bank of Ceylon- Kandy            | 7041498     | 3,519,830  | -   | -   | December                                   |
| 10         | Bank of Ceylon- Jaffna           | 7041499     | 6,232,102  | -   | -   | December                                   |
| 11         | Bank of Ceylon- Anuradhapura     | 7041500     | 2,373,614  | -   | -   | December                                   |
| 12         | Bank of Ceylon- Badulla          | 7041501     | 3,447,504  | -   | -   | December                                   |
| 13         | Bank of Ceylon- Badulla          | 7041502     | 620,351  | -   | -   | December                                   |
| 14         | Bank of Ceylon- Batticaloa       | 7041503     | 2,526,740  | -   | 6,100   | December                                   |
| 15         | Bank of Ceylon- Galle            | 7041504     | 1,404,823  | -   | -   | December                                   |
| 16         | Bank of Ceylon- Matara           | 7041505     | 7,765,891  | -   | -   | December                                   |
| 17         | Bank of Ceylon- Thissamaharamaya | 7041506     | 3,936,100  | -   | -   | December                                   |
| 18         | Bank of Ceylon- Tangalle         | 7041507     | 4,027,813  | -   | -   | December                                   |
| 19         | Bank of Ceylon- Kuruvita         | 7041512     | 6,207,899  | -   | 11,800  | December                                   |
| 20         | Bank of Ceylon- Negombo          | 7041508     | 2,762,560  | -   | -   | December                                   |
| 21         | Bank of Ceylon- Trincomalee      | 7041533     | 756,379  | -   | -   | December                                   |
| 22         | Bank of Ceylon- Kaluthara        | 7041510     | 3,398,256  | -   | -   | December                                   |

|                                  |                                  |                     |              |   |       |          |
|----------------------------------|----------------------------------|---------------------|--------------|---|-------|----------|
| 23                               | Bank of Ceylon- Kegalle          | 7041511             | 3,248,674    | - | -     | December |
| 24                               | Bank of Ceylon- Galle            | 7041513             | 2,803,745    | - | -     | December |
| 25                               | Bank of Ceylon- Homagama         | 7041514             | 5,420,217    | - | -     | December |
| 26                               | Bank of Ceylon- Wariyapola       | 7041519             | 3,198,417    | - | -     | December |
| 27                               | Bank of Ceylon- Monaragala       | 7041529             | 2,228,885    | - | 2,257 | December |
| 28                               | Bank of Ceylon- Polonnaruwa      | 7041528             | 2,628,105    | - | -     | December |
| 29                               | Bank of Ceylon- Ambepussa        | 7042761             | 1,579,388    | - | -     | December |
| 30                               | Bank of Ceylon- Vavuniya         | 7041536             | 1,715,880    | - | -     | December |
| <b>Prison Industries Section</b> |                                  |                     |              |   |       |          |
| 1                                | Peoples Bank- Borella            | 078-1-001-0-9026583 | 7,424,255.76 | - | -     | December |
| 2                                | Peoples Bank- Borella            | 078-1-001-8-9026584 | 2,437,179.26 | - | -     | December |
| 3                                | Bank of Ceylon- Kandy            | 7041515             | 4,736,940.09 | - | -     | December |
| 4                                | Bank of Ceylon- Kandy            | 7041516             | 961,374.50   | - | -     | December |
| 5                                | Bank of Ceylon- Ragama           | 7041517             | 375,225.08   | - | -     | December |
| 6                                | Bank of Ceylon- Negombo          | 7041518             | 2,354,641.85 | - | -     | December |
| 7                                | Bank of Ceylon- Homagama         | 7041520             | 104,740.00   | - | -     | December |
| 8                                | Bank of Ceylon- Wariyapola       | 7041521             | 29,654.50    | - | -     | December |
| 9                                | Bank of Ceylon- Kuruvita         | 7041522             | 611,746.25   | - | -     | December |
| 10                               | Bank of Ceylon- Badu             | 7041523             | 49,780.00    | - | -     | December |
| 11                               | Bank of Ceylon- Anuradhapura     | 7041524             | 1,338,161.46 | - | -     | December |
| 12                               | Bank of Ceylon- Thissamaharamaya | 7041525             | 592,519.00   | - | -     | December |
| 13                               | Bank of Ceylon- Galle            | 7041526             | 44,510.00    | - | -     | December |
| 14                               | Bank of Ceylon- Badulla          | 7041527             | 557,612.09   | - | -     | December |
| 15                               | Bank of Ceylon- Tangalle         | 7041531             | 532,085.25   | - | -     | December |
| 16                               | Bank of Ceylon- Borella          | 7042762             | 83,265.00    | - | -     | December |
| 17                               | Bank of Ceylon- Matara           | 7042764             | 82,272.50    | - | -     | December |
| 18                               | Bank of Ceylon- Batticaloa       | 7042760             | 52,580.00    | - | -     | December |
| 19                               | Bank of Ceylon- Galle            | 7042759             | 60,240.00    | - | -     | December |

I hereby certify that the above information is true and correct.

  
 Chief Financial Officer (Finance)  
 Commissioner (Finance)  
 Date : 28/12/2022  
**R.M.N.K.K. Abeyrathna**  
 Commissioner of Prisons (Finance)  
 Prison Headquarters  
 Colombo 03



# CHAPTER 3

## 3.5 Performance of the Revenue Collection

Rs.,000

| Revenue Code | Description of the Revenue Code           | Revenue Estimate |            | Collected Revenue |                                  |
|--------------|---|------------------|------------|-------------------|----------------------------------|
|              |   | Original         | Final      | Amount (Rs.)      | as a % of Final Revenue Estimate |
| 2001.04.00   | Industry and Agricultural Advance Account | 70,000,000       | 67,000,000 | 65,589,108        | 98%                              |

## 3.6 Performance of the Utilization of Allocation

Rs.,000

| Type of Allocation | Allocation    |               | Actual Expenditure | Allocation Utilization as a % of Final Allocation |
|--------------------|---------------|---------------|--------------------|---|
|                    | Original      | Final         |                    |   |
| Recurrent          | 8,705,890,000 | 8,705,890,000 | 8,068,959.907      | 93  |
| Capital            | 399,710,000   | 399,710,000   | 326,962,758        | 82  |

## 3.7 In terms of F.R.208, grant of allocations for expenditure to this Department/ District Secretariat/Provincial Council as an agent of the other Ministries/ Department

Rs.,000

| No. | Allocation Received from Which Ministry /Department | Purpose of the Allocation                    | Allocation  |             | Actual Expenditure | Allocation Utilization as a % of Final Allocation |
|-----|---|--|-------------|-------------|--------------------|---|
|     |   |  | Original    | Final       |                    |   |
| 1   | 110   | Mobile Service of Access to Justice          | 717,620     | 717,620     | 611,216            | 85  |
| 2   | 110   | Improvement of Inmates' Toilet Facilities    | 100,000,000 | 100,000,000 | 88,874,893         | 89  |
| 3   | 130   | Development Officer Salaries                 | 16,059,900  | 16,059,900  | 14,134,775         | 88  |
| 4   | 130   | Development Officer Salaries                 | 8,463,000   | 8,463,000   | 7,515,367          | 89  |
| 5   | 194   | Purchasing Sport goods to Kalutara Prison    | 348,750     | 348,750     | 348,750            | 100   |
| 6   | 253   | Charging to government from Pension Gratuity | 7,005,145   | 7,005,145   | 7,005,145          | 100   |

# CHAPTER 3

3.8

## Performance of Non Financial Assets Reporting

Rs.,000

| Assets Code | Code Description        | Balance as per Board of Survey as 31.12.2022 | Balance as per the Statement of Financial Position as at 31.12.2022 | Due to Account in the Future | Reporting progress as a Percentage |
|-------------|-------------------------|--|---|------------------------------|------------------------------------|
| 9151        | Building and Structures | 7,906,605,675                                | 7,906,605,675   | -                            | -                                  |
| 9152        | Machinery and Equipment | 1,540,075,973                                | 1,540,075,973   | -                            | -                                  |
| 9153        | Land                    | 448,585,750                                  | 448,585,750   | -                            | -                                  |
| 9154        | Intangible Assets       | 11,298,730                                   | 11,298,730  | -                            | -                                  |
| 9155        | Biological Assets       | -  | -   | -                            | -                                  |
| 9160        | Work in Progress        | 317,058,815                                  | 317,058,815   | -                            | -                                  |
| 9180        | Leased Assets           | -  | -   | -                            | -                                  |



# CHAPTER 3



JLO/C/A/DEP/FA/2022

31.05.2023

Accounting Officer.

**Brief Auditor General's Report, in terms of Section 11(1) of the National Audit Act No.19 of 2018, on Financial Statements of the title 232 for the year ending 31.12.2022**

#### 01. Financial Statements

##### 1.1 Revaluated Opinion

Statement of Financial Position of the under the title 232 for the year ending 31.12.2022, Financial Performance Report for the year ending that date and Financial Statements with Cash Flow Statements for the year ending 31.12.2022 that should be read with Provisions of the National Audit Act No.19 of 2018 and Provisions of the Article 154 (1) of the Constitution of the Democratic Socialist Republic of Sri Lanka, were audited under my command. In terms of Section 11(1) of the National Audit Act No.19 of 2018, my opinions and observations on these Financial Statements to be presented to the is mentioned in this report. In terms of Section 11(2) of the National Audit Act No.19 of 2018 the Annual Detailed Management Audit Report was issued to the counting Officer on 15 May 2023. Auditor General's Report that should be presented in terms of the Article 154 (1) of the Constitution of the Democratic Socialist Republic of Sri Lanka, together with the Section 10 of the National Audit Act No.19 of 2018 will be presented to the Parliament in the future.

It is my opinion that, except the effect from facts mentioned in the 1.6 section of the report, those financial statements shows, as per commonly accepted Accounting Principles, true and reasonable condition about the financial position of the as at 31.12.2022 and the financial performance and the cash flow for the year ending at that date.



## 1.2 Basis for Devaluated Opinion

My opinion is devaluated basis on the facts mentioned in paragraph 1.6 of this report. I did the audit as per the Sri Lankan Audit Standards. My responsibility to financial statements has been described further in section under the responsibility of an auditor. It is my belief that audit evidence received by me to provide foundation for my opinion is adequate and suitable.

## 1.3 Responsibility of the Chief Accounting Officer and Accounting Officer to Financial Statements.

As per commonly accepted Accounting Principles and in terms of the Provisions mentioned in Section 38 of the National Audit Act No.19 of 2018, it is responsibility of the Accounting Officer to prepare financial reports to show a true and rational situation and decide necessary internal control required to be prepared financial reports in the absence of materiality statements due to frauds and mistakes.

Accounts ledgers and record of revenue, expenditure, assets Provisions and liabilities that will help to prepare financial reports annually and timely, must be kept in terms of the Section (16) 1 of National Audit Act No.19/2018.

In terms of the Sub Section (38) (1) (a/අ) of the National Audit Act, the Accounting Officer must confirmed that productive system of internal control is prepared and maintained for the financial control of the department and requisite changes must be made to carry out system productively after reviewing the fertility of the system occasionally.

## 1.4 Responsibility of Auditor on Auditing Financial Statements.

It is my intention to grant truthful confirmation on overall financial statements that are free from materiality statements without frauds and mistakes and to issue the Auditor General' Report with my opinion.

Reasonable confirmation is higher level of confirmation however, when audit is done in terms of the Audit Standards, it will not be confirmation that always not free from materiality statements. As frauds and crimes effect individually and collectively, and materiality statements can be incurred and therefore, users must consider about it when making economic decision using these financial statements. I exercised professional judgment and professional skepticism during the audit as part of the audit in accordance with Sri Lanka Auditing Standards. I further,

- When recognizing and evaluating risk of Materiality of Statements in financial statements due to frauds and mistakes, basis for my opinion is that getting adequate and suitable audit evidences for avoiding risks due to frauds and mistakes by planning suitable audit procedure better for the occasion. Affect from a fraud is greater than the affect caused by materiality statements and preparing fraud documents, avoiding salary increment or avoiding internal control will be a reason to a fraud.
- Expression of opinion on productivity of internal administration of the department in order to prepare audit procedures suitable to occasion is not intended.
- Evaluation the inclusion of transaction and incidents based on the contents and structure of financial statements that included reveals were suitable and reasonable.
- Inclusion that transaction and incidents based on the contents and structure of financial statements were suitable and reasonable in submitting financial statements as a whole.

Accounting officer was informed about specific audit finding from my audit, weaknesses of key internal control, and other facts.

## 1.5. Report on other legal requirements.

I declare below mentioned facts as per section 6(1) (e) /d) of National Audit Act No.19 2018.

- Financial Statements are complied with previous year.
- Below mentioned recommendations by me on Financial Statements for the previous year, have not been implemented.



| Reference to paragraphs of the report relating to the previous year | Recommendation that was not implemented  | Paragraph reference in this report |
|---|--|------------------------------------|
| -----   | -----  | -----                              |
| 1.6.2.1 (a) (i)   | Existence of difference between the closing balance of non-financial assets of the previous year and the opening balance of non-financial assets of the year under review. | 1.6.1(a)                           |
| 1.6.2.(c)/b) (ii)   | Lands accounted for without taking ownership in the name of the department   | 1.6.1(c)/u)                        |
| 1.6.4   | Non-submission of evidence to establish debtor balances  | 1.6.3.(a)                          |
| <b>1.6. Comments on financial Statements</b>                        |  |                                    |
| <b>1.6.1. Non-financial assets</b>                                  |  |                                    |

**The following deficiencies were discovered in the accounting of non-financial assets.**

- (a) As on December 31, 2021, the balance of non-financial assets is Rs.9,812,358,938/-.
- However, according to the ACA- form 6 (SA-82) submitted with the financial statements of the year under the review, the opening balance of non-financial assets is Rs.9, 866,493,587.
- A difference of Rs.54, 134,650 between the opening balances was observed

- (b) Although the balance of non-financial assets as of December 31.2021 was Rs. 9,812,358,938. A difference of Rs.224, 193,514 was observed between the opening balance of non-financial assets as of Rs.10, 036,552,452 and the opening balance of non-financial assets as per the SA 82 form of the account statements submitted for audit for the year under review.
- (c) According to the ACA-6 form (SA-82) contained in the financial statements, additions to the opening balance of non-financial assets were Rs.143, 777,803. However, in the audited accounts SA-82 form, it was Rs.311,783,096 and a difference of Rs.168,005,293 was observed. . Schedules relating to additions made to the opening balance were not submitted for audit.
- (d) According to the SA-82 form (ACA-6) in the financial statements, the closing balance of non-financial assets is Rs.10,223,624,941.However, according to the SA-82 form that submitted for audit, the balance is Rs.10,246,231,293 and the closing balance is Rs.22,606,352. Therefore change was observed.
- (e) A difference of Rs.2, 144,397 was observed between the closing balance of non-financial assets as per ACA-6 form (SA-82) included in the financial statements and the closing balance of non-financial assets as per departmental CIGAS programme.
- (f) A difference of Rs.20, 461,955 was observed between the closing balances of non-financial assets as per the SA-82 form submitted for audit and the department's CIGAS programme.
- (g) Acres 36.34 land worth Rs.460,940,000, which has been assigned to the Department of Prisons, was not accounted.
- (h) Acres 44.4 land with a value of Rs.119,500,000 had been accounted for in the name of the department without taking ownership.
- (i) In the sample inspection conducted in Welikada, Magazine, Colombo Remand, Galle and Boossa prisons on the accounting of non-financial assets received as donations to the Prisoner Welfare Fund in the year 2022, 69 items worth Rs. 1,397,399 in 30 subjects were not included in the CIGAS program.



## 1.6.2. Obligations

Although the under Annexure (III) and (IV) of the Financial Statements should be consistent with the statement issued by the Treasury, the value of obligations and liabilities of Rs.1,823,707,456 stated in the financial statement is Rs.932,372,486 according to Treasury books. A difference of Rs.891,334,970 was observed.

## 1.6.3. Lack of evidence for A udit

No audit evidence was submitted in respect of the following transactions.

- (a) As shown in the Industrial and Agricultural Advances Account for the year under review, evidence required to confirm the balance of Rs.25,990,192 out of the receivable balance of Rs.97,388,180/- .
- (b) Evidence required to confirm that the has physically identified and recorded in the books of accounts the non-financial assets worth Rs.2,371,275/- included in CIGAS.
- (c) Information related to obtaining Registration Certificate (CR) in the name of the Department of Prisons for 87 vehicles that were handed over to the from various institutions.

## 2. Financial Review

### 2.1 Revenue Management

Department officials were assigned to work in the welfare canteens and outlets operating in the cost of water and electricity is borne by the Department of Prisons. But the rental incomes due for running these welfare restaurants and shops were not identified and those incomes were not credited to the government's income as tax rental income under the income code number 20-02-01-01 the government's revenue head number 05 according to F.R. 83.

## 2.2 Expenditure Management

### (a) Remaining of Capital Allocation.

Out of the estimated allocation of Rs.111,875,000 that had been made for 05 capital expenditure subjects, the allocation of Rs.44,050,471 remained and the remaining ranged from 21 percent to 59 percent.

### (b) Remaining after transfers under F.R.66

Even after money was transferred from the provisions set aside for one capital expenditure subject and 02 recurrent expenditure subjects to other expenditure subjects under Regulation 66, further savings remained in the range of 18 percent to 100 percent based on the net performance of those expenditure subjects.

## 2.3 Non-compliance with laws, rules and regulations

### Reference to Laws, Rules and Regulations

#### (a) Motor Vehicles Act 25(1)

#### (b) Financial Regulations of the Democratic Socialist Republic of Sri Lanka

##### (i.) F.R.210

##### (ii.) F.R.371 (2)

### non-compliance

48 vehicles of the Department of Prisons were driven without a valid revenue license.

In every case where discounts are available, payments should be made in advance in order to be able to get the discounts, but due to non-payment of water bills in the year 2022 in relation to 21 accounts of New Magazine, Anuradhapura, Prison Headquarters and Welikada Prison, and discount of Rs.1,014,415 was not received.

Although the advance money received should be paid immediately after the completion of the work, the advance money of Rs.357,480/- which was given on 11 occasions for various works of the Department of Prisons, was settled between 18 days and 236 days from the date of payment.



(iii.) F.R.502(b)

Steps were not taken to recover following debt balances without delay, which have been in existence for a long time.

- Out of the balance of Rs.97,836,732/- receivable for sales made by the Prison to the public sector, Rs.1,643,588/- more than 20 years old and Rs.24,310,986/- between 5-20 years.
- Balance of due sales of Rs.19,034 over 20 years and balance of due sales of Rs.16,584/- between 10-20 years out of Rs.35,618/- sales by department to private sector

(iv.) F.R.571

Not acting in terms of Financial Regulations in relation to 04 General Deposit Accounts over 2 years amounting to Rs.82,801,855/-.

(v.) F.R.751(1)

Although all the goods received by the department should be entered in the inventory book immediately, in the inspection done on a sample basis, the raw ration purchased from Welikada, Mahara, Colombo Remand, New Magazine and Wataraka Prisons were only entered in the Raw Food Register of the food recipe section .

(vi.) F.R.756(6)

Although the previous year's Board of Survey Reports should be submitted to the Auditor General before June 15 of the next year, the reports on the appropriate handling of the goods mentioned in the General 47 report of the Board of Survey reports of the year 2021 were not submitted until May 25, 2023.

(vii.) F.R.770(4)

In the case of 44 existing vehicles of the Prison Department, removal activities have not been carried out and despite receiving recommendations for the removal activities regarding another 19 vehicles, those removal activities have not been completed so far.

(viii.) F.R.780

Every department should concern about the need to perform government work and services with thriftily and efficiently. However, instead of complying with it, the prison institutions such as Kalutara, Welikada and Prison Headquarters had paid fine of Rs. 522,272 for electricity expenses not making payment on due date.

## 2.4 Informal Transactions

Due to weaknesses in internal control system of welfare shops in Anuradhapura Prison, a Prison Sergeant has been running a large-scale restaurant as a private business using the resources of the department under the guise of a restaurant run by the Welfare Association for a long time.

## 2.5 Operation of Bank Accounts

As at December 31, 2022, F.R.396(d) had not been properly dealt with in respect of 24 cheques amounting to Rs.112,707 that were not presented to the bank for more than 06 months from the date of issue in 12 bank accounts.

## 3. Operational Review

### 3.1 Performance

#### 3.1.1 Performance of Industrial Sector of the Department of Prisons

During the Year under review, 11 work parties at 7 out of 18 prisons did not contribute to production. The production of 05 prisons decreased between 16 percent and 77 percent in 2022 compared to 2021, and the sales of 03 prison institutions decreased between 42 percent and 48 percent in 2022 compared to 2021.



## 3.1.2 Failure to Perform Duties

The Department of Prisons shall receive prisoners of all levels imprisoned under the authority of any court in the country and provide their safety, care and rehabilitation in accordance with the prison rules and regulations and reduce prison congestion in relation to the implementation of prison reforms, introduce modern technology, physical Improving resources and developing infrastructure is one of the main responsibilities of the Prisons Department. The following points were observed in this regard.

### (a) Lack of Room for Inmates

In terms of accepted International Standards and Provisions of the Prison Ordinance, there should be sufficient space to suit the mental and physical fitness of the inmates, but as at July 1, 2022, there was a shortage of 108,689 square feet of space for male inmates in 14 prisons.

### (b) Detention of more number of inmates in prisons than the number of inmates that can be detained according to prison capacity.

Though number of inmates detained, as per the prison capacity, was 11,291, inmates held beyond capacity was 14,885 as at 31.12.2022. As at December 31, 2022, according to the statistical information on 27 prison institutions, the number of inmates who exceeded their capacity ranged from 62 to 1,907.

### (c) Inadequate Sanitary Facilities

There was a shortage of 187 toilets at 27 prisons as at 30 April 2022 and also 278 of the existing toilets were in need of repair.

### (d) Detention of Prisoners Without Classification

Prisoners, in accordance with provisions of the Prisons Ordinance, should be separated into categories and retained. However, in the physical investigation conducted in prisons by the Audit, 2,222 inmates were observed without classification at four occasions.

(e) Decayed Prison Wards, Lock ups and Prison Cells.

In physical examinations held at Anuradhapura, Kalutara and Kegalle prisons, decayed buildings were observed in addition, D and Chapel wards at Welikada Prison were decayed as well.

(f) Inadequate human and physical resources required to rehabilitate prisoners due to non-availability of facilities for formal rehabilitation.

There were 1271 inmates kept in custody on court order at Welikada Prison more than over 06 months with the expectation of directing to Rehabilitation Centers as at November 1, 2022.

(g) Recidivism of Prisoners

During the physical inspection of 05 prisons conducted on a sample basis by the audit, there were 1,029 prisoners who recidivated during the period from January to the end of August 2022.

(h) The suspects were imprisoned for a long time due to not submitting analyst reports to court.

There were 5,676 remanded prisoners as at December 31, 2022, due to not receiving analysts reports related to the drug samples of suspects submitted by the police.

(e) Issues related to security of prisoners

As per morning unlock at 31.12.2022, 53 percent of convicted and remand prisoners are those who are serving sentences for drug-related offenses. 68 percent of these detainees are remand prisoners. Most of inmates involved in drug offenses are drug addicts, so they try to get the necessary amount of drugs in any way therefore the prison officials have to pay more attention to prevent such situations. As there were not adequate human resources, it also affects the internal security and operation of prison.



## 3.1.3 Failure to achieve desired finishing level

Rs.151,915,478/- had been paid as at December 31, 2022 for the project of establishing the Information Management System total worth of Rs.221M. In the implementation of the Information Management System in prison institutions, only the main gate, prison registration, prison transfers and release are done. Disciplinary, industries, rehabilitation, management of prisoners personal property, visiting and food recipe etc are not monitored using this Information Management System.

## 3.1.4. Leaving projects unfinished

In order to protect the rights of the inmates in accordance with the accepted international standards, to ensure the safety of the inmates and to rehabilitate the inmates in a formal manner, a project was designed to replace the Welikada Prison Complex in Borella at the expected cost of 30.6 billion rupees in the Horana Millawa area. Though the environmental impact assessment report, planning and design work, infrastructure development works including internal roads, water and electricity have been completed about 30 percent of this project, implementation of this project was temporarily suspended as per the Circular No. 03/2022 dated April 26, 2022 issued by the Ministry of Finance.

## 3.1.5. Projects that have not progressed even though funds have been released

Fixation of water supply system at Hangilipola Agricultural Farm

- On September 20, 2022, a water motor and accessories were purchased to establish the agricultural plumbing system in the Hangilipola Open Prison at a cost of Rs. 656,728, but the relevant plumbing system had not been installed until now.

## 3.2. Procurements

### (a) Procurement Plan

As per Section 4(2) of the Government Procurement Guidelines-2006, an expected procurement plan was not prepared for a period of at least 3 years in relation to the year 2022.

## (b) Supply of Rice

### (1). Procurement price of a kilogram of rice is higher than the local price.

During the period from July 18, 2022 to November 03, 2022, the Prison had purchased rice under local purchases on occasions when the suppliers failed to supply rice as per the Annual Procurement. In 21 cases where the price of a kilogram of rice was lower than the annual procurement price, it was able to save an expense of Rs.3,079,304.

### (11). Supply of foreign boiled Nadu rice instead of domestic boiled Nadu rice.

- ❖ During the physical inspection conducted on a sample basis at Welikada, New Magazine, Colombo Remand, Mahara, Negombo and Watareka prisons, though local boiled Nadu rice must be supplied by contractors as per Annual Procurement Contracts, 413,593 kg of foreign boiled Nadu rice had been supplied on 68 occasions instead .
- ❖ After shown in audit observation, the suppliers had supplied foreign boiled nadu rice using local covers for 50 kg rice bundles instead of local boiled nadu rice. In this way, 11,000 kilograms of rice were supplied to the stores of Welikada, New Magazine and Colombo Remand prisons and 5,500 kg of rice have been utilized.

## (c) Supply of raw & dry rations

During the physical inspection conducted on a sample basis, the following points are observed regarding the supply of goods related to annual procurements.

- I. Provision of raw ration to Welikada, New Magazine, Colombo Remand, Mahara, Monaragala, Negombo, Anuradhapura and Wataraka Prisons in a manner that is beneficial to contractors when fluctuating market prices.
- II. In the supply of raw food to Welikada, Negombo and Colombo Remand Prison, the suppliers supply raw food that do not meet the specifications and are unfit for consumption.
- III. Delay in delivery of raw rations daily by the suppliers of Welikada, New Magazine, Negombo and Colombo Remand Prison.



## 3.3. Assets Management

### 3.3.1. land

- ( a ) The ownership of 369.9 acres of land was held by the Department of Prisons but was not accounted for due to lack of valuation.
- ( b ) The ownership of 315.2568 acres of land used by the as prisons, prison cells, open prison camps, rehabilitation centers and farms had not been taken over, valued and accounted for.

### 3.3.2. Inventory Control

- (a) In the physical stock inspection of equipment stores of prisons, there were a shortage of 07 inventory items worth Rs.51,993/- and an excess of 18 stock items worth Rs.282,286/-
- ( b ) Although all goods received should be immediately entered in the inventory and stock books , the sum of 115,764 units of medicine related to 74 subjects physically present in Wariyapola and Wataraka Prisons was not mentioned in the stock books.

### 3.3.3 . Inactive Assets

In the physical inspection done on sample basis, 02 generators, 107 CCTV cameras, 09 fire extinguishers, a gas cooking stove system, an electric oven, a cassette recorder and a D.V.D machine remained as inactive assets in 07 prisons.

### 3.3.4 . Underutilized assets

In the physical inspection done on samples basis, 02 block brick machines of Wataraka and Thaldena prisons remained as underutilized assets.

## 3.4. Losses and damages

- (a) The loss related to 108 incidents including 103 vehicle accidents that have been going on for more than 10 years is Rs.37,546,184/-, and the loss related to 72 incidents including 71 vehicle accidents that have been going on for more than 05 to 10 years is Rs.15,302,592, 2022/-. The loss related to 93 incidents, including 25 vehicle accidents that occurred in the year, including 92 vehicle accidents that have been going on for less than 05 years, was continuously stated in the financial statements without proceeding in accordance with F.R. 103(1) regarding the loss of Rs.31,746,145/-.

- (b) Among the 273 losses and cases to be further recovered or written off or waived under Annexure (1) of the financial statements of the year 2022, the loss of 21 losses that occurred from 2017 to the end of the year 2022 was not assessed.
- (c) If there is expected to be a delay of more than 07 days in submitting a full report in terms of F.R.104(3), a preliminary report regarding losses and losses should be sent immediately. However, in relation to the Department of Prisons, an initial report was not submitted in terms of F.R.104(3) in relation to 253 losses that have been delayed for more than 07 days.

## 3.5. Uneconomic transactions

- (a) In order to properly maintain the security of the prisons, all the details related to the arrivals and departures are maintained in books maintained at the entrance gates of prisons . Accordingly, the arrival and departure of doctors working in prison hospitals are also formally recorded in those books and documents. In the payment of salaries and allowances to the medical officers based on the arrival and departure information mentioned in diaries of the medical officers, times when the medical officers did not report to work were also considered as the time when they reported to work as per prison books, . In the sample inspection conducted by the audit, in one month (March / May / July ) of the year 2022, 24 graded doctors and 09 registered doctors working at the hospitals of 05 prisons were paid Rs.7,879,273/- as salaries and allowances.
- (i.) According to the Ministry of Health Secretary's Circular No. 02-20/2014 and dated February 05, 2014, doctors should work for a minimum of 06 hours a day on weekdays and 04 hours on Saturdays, but 33 doctors attached to the above prison hospitals for a period of one month, although a total of 4,570 man-hours should have been worked for, worked only 1,296 man-hours and 35 minutes. No short leave, half day or full leave was taken for this period .
- (ii.) According to the letter No. MA/MS/A/07/2021 of the Director General of Health Services of the Ministry of Health and dated 11 October 2021 and the circular of the Secretary of the Ministry of Health No. 7/2001 (a) and dated 31 August 2001, In order to receive 1/20th of the basic salary as holiday pay for reporting to duty on public holidays, minimum continuous service of 06 hours per day must be performed. However, 30 doctors attached to the above prison hospitals for a period of one month reported for duty on weekends and public holidays on 87 man-days they had to work for a period of 540 man-hours, but they have worked only 133 man-hours and 35 minutes.



- (b) From the year 2014 to the end of the year 2022, 33 vehicles that are not used for driving at the had been obtained a insurance coverage of Rs.363,837/- for the period from 01st January to 31st December 2023. The audit observed that it was an uneconomic transaction as these vehicles were not put into operation until the date of the audit.

## 3.6. Management Weaknesses

- (a) Delay in releasing prisoners who paid fines.

Prisoners who are unable to pay fines are imprisoned, but those prisoners should be released immediately after giving order of paying the fines and releasing them. However, in the period from January to June 2022, 46 cases were observed in which the release order was received in 03 prison institutions.

- (b) Delay release after payment of bail money

Detainees who are unable to pay bail are jailed , however as soon as those inmates are ordered to pay bail, they should be released from custody. But in Agunakolapalassa and Monaragala prisons during the period from January 1, 2022 to June 30 , 2022 , on the date of release on bail 291 cases that were not released from custody were observed .

- (c) In the physical inspection conducted in Welikada Prison on a sample basis, the following facts were observed in the K Prison Ward ,

- (i.) 07 cells were locked and the keys were in the custody of the prisoners.
- (ii.) Each of these cells was fitted with electrical plugs through informal electrical circuits
- (iii.) In some cells, informal electric stoves and heaters were used for cooking and boiling water
- (iv.) Most of the cells are equipped with working fixed fans and additional bulbs
- (v.) The presence of musical instruments like guitar, Dolakki and Dawul in several cells
- (vi.) Most of the cells have radios , small setups and baffles
- (vii.) In some cells, there are many cooking pots and utensils including knives, coconut scrapers.

- ( d ) The Audit revealed that the active functioning of the telephone signal blocking system of Agunakolapelassa Prison is not within the premises of the prison but in the external areas around it . In this situation, the people living around the prison premises faced difficulties and educational activities of the children of those families who were doing their education using the internet had also affected.
- ( e ) Due to severe shortage of prison clothes, pillows, pillowcases and bed sheets needed to the prisoners of the Taldena Youth Offenders Correctional Center, the above given to prisoners remained unusable .
- (f) In the years 2014, 2015, 2016, 99 vehicles including double cabs, motorcycles, vans and cars were obtained under financial lease for the use of the and the lease period of these vehicles has ended in the period of 2019-2021, but their ownership has been transferred to the department.

## 4. Human Resource Management

- (a) Number of surplus and vacant officers in approved staff

As at December 31, 2022, the number of approved officers in the department was 7,872, the number of actual officers was 6,268; there were 13 redundant officers related to 05 positions and 1,617 vacant officers related to 71 positions.

- (b) Disciplinary investigations

As at December 31, 2022, there were 309 disciplinary investigations related to the offenses mentioned in the first schedule of Chapter XLVIII of Group II of the Institution Code and 113 disciplinary investigations mentioned in the second sub-schedule of the in relation to the period from 2014 to 2022.

R.S. Katugampala

Senior Assistant Auditor General






For the Auditor General.



# CHAPTER 3



### 4.1 Performance indicators of the Institute (Based on the Action Plan)

| No. | Specific Indicators   | Actual Output as a Percentage (%) of the Expected Output                                     |  |   |
|-----|---|--|--|---|
|     |   | 100%- 90%  | 75%-89%  | 50%- 74%  |
| 1   | Financial progress of constructing Pallekele Prison Complex.                            | <br>99.43% |  |   |
| 2   | Utilization of allocation that was allotted for repairing prison institutes.            |  | <br>86.76%  |   |
| 3   | Utilization of allocation that was allotted to repair prison vehicles.                  |  | <br>85.69%  |   |
| 4   | Utilization of allocation that was allotted to train inmates and carrying out programs. |  | <br>86.58% |   |
| 5   | Physical progress of networking Prisons.  |  |  | <br>59.97% |





### 5.1 Mention identified Sustainable Development Goals

| Goal/ Aim   | Target  | Winning Indicators   | Progress of achieving victories so far |         |           |
|---|---|--|--|---------|-----------|
|   |   |  | 0%-49%                                 | 50%-74% | 75%- 100% |
| 16. Promote peaceful and inclusive societies for sustainable development, provide access to justice for all and build effective, accountable, and inclusive institutions at all levels. | 16.2.Promote the rule of law at the national and international levels and ensure equal access to justice for all. | 16.3.2<br>Unsented detainees as a proportion of overall prison population.                 |  | 63.9    |           |
|   | 16. Establish effective, accountable and transparency institutions at all levels 6                                | 16.6.1<br>Contribution made for state sector expenditure against the budgetary provisions. |  |         | 92.18     |



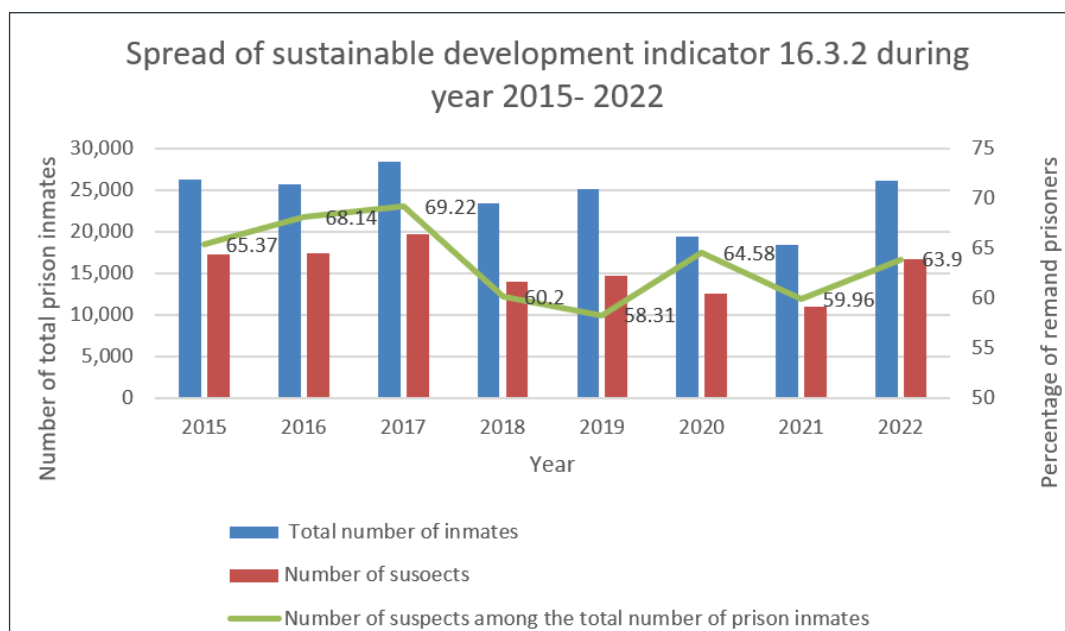


# CHAPTER 5

## 5.1 Briefly describe victories and challenges of achieving sustainable development goals

### 5.2.1 Targeted 16.2 sustainable development goals

The main victory indicator that Prisons Department should achieved under the sustainable development goals is identified as the number of unpunished inmates among the total prison inmates and it is shown in table 16.3.2. The below table shows the spread of said indicator during the last 08 years.



**Data source - Statistics of morning unlock at the 31 December of relevant year.**

*This table is made using the statistics of morning unlock on 31 December of relevant year and as per the sustainable development council, above indicator calculate under the global definition which is based on number of inmates present on the 31 December of every year.*

Non-convicted prisoners mean those who are not convicted for criminal offences from the law. As per the prison statistics 2022, admissions of both convicted and remand prisoners were reported as 138,581 in the year 2022. Among them, there are 30,331 convicted prisoners and 108,250 remand prisoners during that period. 78.10% of remand prisoners in the total annual admission of prisoners. Annual Convicted: Remand ratio was 1:4 in 2021 and it remains same in 2022 as 1:4.

Increase the gap between convicted and remand prisoners shows that society has a certain blockage to trust the criminal Justice system. Therefore, essential steps to reduce the gap should be done after proper study and with the participation of all responsible parties.

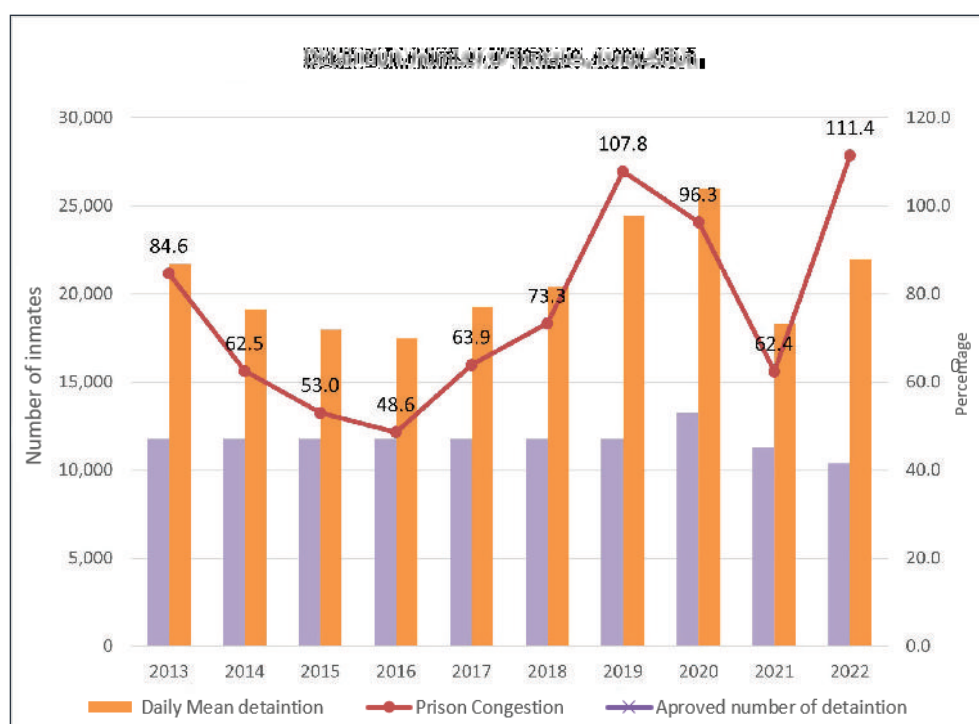
# CHAPTER 5

Further, control of remand population is a way beyond the departmental administration as follows.

1. Increase in unsolved court cases and constant postponing of cases.
2. Delay in Govt. analyst's report
3. Inability to pay bail bonds.
4. Not applying the Bail Act properly

The reason of inability to achieve expected progress depend on several factors that, beyond to the departmental administration. However, to achieve the victory indicators in accordance with the 16 goals, prison department worked together with the Sustainable Development Council of the Ministry of Justice and prepared drafts, and Prison department has submitted it's all information, activities, and reports to achieve the goals mentioned in 16.3.2 accordingly. Moreover, steps were taken to prepare a action plan accordingly and plan to implement it through the Ministry of Justice, Prison Affairs and Constitutional Reforms and its affiliated institutions in future.

Furthermore, a main challenge faced by the Department of Prison is the increasing number of remand prisoners day by day. As per the prison statistical report 2022 there are only 10,395 prisoners can be detained as a total detention. Therefore, 111.4.% of overcrowding shows in whole prison system due to the existing remand population relatively to the daily median of prison inmates.



Data source – Prison statistics report 2022w



## CHAPTER 5

Moreover, most remand prisons are old and established closer to urban courts. hence, there is not enough space to expansion the premises as well. Thereby, provision of accommodation facilities with minimum standard and necessary sanitary facilities according to inmate population is a huge challenge faced by the Department of Prisons. Also, it has become an immense challenge to manage the daily prison activities due to the emergence of Covid-19 pandemic and implement the health safety regulations to prevent inmates from the pandemic.

This problem has been discussed broadly with all parties and executed the identified proposals in short term, intermediate term, and long-term basis currently the actions executed by the Department of Prisons is as follows.

- Submitted information of suspects to the Attorney General Department who are detaining in remand prisons for long period to stop the delays in court hearings.
- Requesting government analysis to speed up the process to get the delayed analysis reports by sending their case numbers and other documents of remand detainees who have been remanded for a long time due to delayed reports.
- Requested court dates for cases which are not received hearing dates/ submitted the relevant report to the courts for further actions
- Submitted the reports of inmates who were unable to pay bail bonds to the Ministry of Justice and Judicial Service Commission.
- Project proposal of implimenting house arrest and territorial restrictions for suspects as a alternative to the remand detainment which is use in most countries in the region is submitted to the Ministry of Justice.
- Submitted the alternation bail condition proposals of to the honorable Magistrate regarding the remand inmates without imposed bail conditions.
- Informed the Inspector General of Police to take necessary actions on charges with bail and without remanding and charges with rehabilitation. (e.g., Offences related to the traffic, keeping small quantity of drugs for usage)
- Information of the long-term remand prisoners those who were remanded under the Terrorism Prevention Act were submitted to the President appointed committee to amend the Terrorism Prevention Act to speed up their court hearings, impose charges for those who does not imposed charges or release them under the bail.
- Submitted reports of the inmates who were remanded under the section 54 of the poisons, opium and dangerous drugs ordinance to the Ministry of Justice and Police Department and to check the potentiality of amendments their charge sheets under the section 78 and the execution of judicial proceeding accordingly.

- Prepared initial proceedings to build a rehabilitation center in Weerawila and obtained relevant legal allocations. The aim is to rehabilitate and provide required medical treatments for drug abused victims without remanding them. This center is opened with 350 inmates in 2021. Additionally measures had been taken to rehabilitate drug abused inmates in 07 prisons camps under the Ama Divi Ridma program and it will be expected to reduce drug abused inmate population in remand prisons, provide effective rehabilitation and minimizing remand population.
- Presidential Task Force to prevent the use of toxic and dangerous drugs is established with the main involvement of hon. Minister of Justice, Prison Affairs and Constitutional Reforms and the hon. Minister of Public Security with the participation of Commander of the Sri Lanka Navy. Further, Ministry of Justice, Prison Affairs and Constitutional Reforms, Ministry of Health, Ministry of Defense, Ministry of Education, Attorney General Department and Sri Lanka Police are the main integrating agencies that actively involved in drug prevention under this Task Force. Special consideration will be given in future to take suitable measures for imprisoning drug addicts and congestion problems arise with it.

## **5.2.2 Targeted 16.6 victories and challenges of achieving Goals.**

For the year 2022 Rs. 9,105.60 million allocations were allocated to the Prison Department by the Interim Budget. (Rs.8,705.89 million recurrent expenditure and Rs.399.71 million capital expenditure) and Rs. 8,393.93 million of total expenditure was spent in the year. (Rs. 8,066.97 million recurrent expenditure and Rs. 326.96 million capital expenditure). Accordingly, the Prison department and its institutes utilized 92.18% of the approved limit of allocations. However, some activities have to be suspended for the state expenditure management as per the instructions given in Circular number 03/2022/Expenditure.





### 6.1 Staff Management

|                 | Approved Cadre | Existing Cadre | Vacancies (Surplus) | Excess Numbers |
|-----------------|----------------|----------------|---------------------|----------------|
| Senior Level    | 142            | 79             | 65                  | 02             |
| Tertiary Level  | 148            | 121            | 31                  | 04             |
| Secondary Level | 7163           | 5767           | 1403                | 07             |
| Primary Level   | 419            | 301            | 118                 | 00             |

6.2 The staff requirement for the prison department has been primarily approved by the Department of Management Services through the letter dated 24.09.2013, and the staff forecast is based on the data corresponding to that period. Due to the large number of prisoners/suspects who are imprisoned by the courts on a daily basis, the inmates have to be detained beyond the capacity of the prisons. In such background, the presence of vacancies in the approved staff, which was prepared in few years ago, is adversely affecting the performance of the department.

### 6.3 Human Resource Development

| Name of the Program  | No. of officers trained | Program time duration | Total invest (Rupees) |         | Nature of the Program (Local / Foreign) | Output/ Knowledge received                          |
|--|-------------------------|-----------------------|-----------------------|---------|---|---|
|  |                         |                       | Local                 | Foreign |   |   |
| Initial training program for Trainee Jailers (11) and Rehabilitation Officers (11)                                     | 84                      | 03 Months             | 447,150.00            | -       | Local                                   | Covering up the job related subject matter          |
| Inhouse training programme for 102 Trainee Guards who recruited for Sri Lanka Prison Emergency Action Tractical Force. | 194                     | 03 Months             | 775,762.10            | -       | Local                                   | Covering up the job related subject matter          |
| Rover Scout Master Traning Program   | 80                      | 05 Days               | 183,175.00            | -       | Local                                   | Covering the subject matter related to the training |
| Post graduate diploma program in Child Security and Rights (2021/2022)   | 1                       | 12 Months             | 105,000.00            | -       | Local                                   | Completed the course.                               |
| Diploma in Human Rights (Colombo University)   | 3                       | 06 Months             | 30,000.00             | -       | Local                                   | Completed the course.                               |
| Inhouse traning programme for 103A Trainee Guards  | 204                     | 03 Months             | 674,556.00            | -       | Local                                   | Covering up the job related subject matter          |



## CHAPTER 6

| Name of the Program  | No. of officers trained | Program time duration | Total invest (Rupees) |       | Nature of the Program (Local / Foreign) | Output/ Knowledge received                                      |
|--|-------------------------|-----------------------|-----------------------|-------|---|---|
|  |                         |                       | Local                 | Local |   |   |
| Library material usage and Procurement traning programe for Rehabilitation Officers (2022.02.22 and 2022.03.02)                | 140                     | 02 Days               | 119,336.00            | -     | Local                                   | Covering up the job related subject matter                      |
| Official Language Department's Tramil Language traning programe for Combine Service Officers in Prison Head Quaters. (badge 1) | 70                      | 150 Hours             | 112,500.00            | -     | Local                                   | To create knowledgeable officers and provide subject knowledge  |
| Inhouse traning programe for 103-B Trainee Guards  | 197                     | 03 Months             | 825,591.00            | -     | Local                                   | Covering up the job related subject matter                      |
| Tramil Language traning programe for Assistant Commisioner (Finance), Legal Officer and Technical Officer.                     | 3                       | 200 Hours             | 45,000.00             | -     | Local                                   | To create knowledgeable officers and provide subject knowledge. |
| Official Language Department's Tramil Language traning programe for Combine Service Officers in Prison Head Quaters. (badge 2) | 70                      | 150 Hours             | 112,500.00            | -     | Local                                   | To create knowledgeable officers and provide subject knowledge. |
| Inhouse traning programe for 103-C Trainee Guards  | 191                     | 03 Months             | 1,269,897.00          | -     | Local                                   | Covering up the job related subject matter                      |
| Total  |                         |                       | 4,700,467.00          |       |   |   |

### 6.4

#### Training program benefaction for the performance of the Institute

Providing training programs to the officers will help to improve their work performance, improving knowledge, skills, and attitudes. It may help to improve the performance of the department.

| No. | Applicable Requirement  | Compliance Status (Complied/ Not Complied) | Brief explanation if Non-Compliance   | Corrective actions proposed to avoid non-compliance in future |
|-----|---|--|---|---|
| 1   | The following financial statements/accounts have been submitted on due date                               |  |   |   |
| 1.1 | Annual financial statements   | Complied                                   |   |   |
| 1.2 | Advance accounts of public officers   | Complied                                   |   |   |
| 1.3 | Trading and Manufacturing Advance Accounts (Commercial Advance Accounts)                                  | Complied                                   |   |   |
| 1.4 | Stores Advance Accounts   | Not Complied                               | No Accounts in this regard  |   |
| 1.5 | Special Advance Accounts  | Not Complied                               |   |   |
| 1.6 | Others  | Not Complied                               |   |   |
| 2   | Maintenance of books and registers (F.R. 445)   |  |   |   |
| 2.1 | Fixed assets register has been maintained and updated in terms of Public Administration Circular 267/2018 | Not Complied                               | Maintenance of Fixed assets register under the state accounts guidelines no: 2021/03 is not further necessary to due to the preparation of fixed assets module through CIGAS. |   |
| 2.2 | Personal emoluments register/ Personal emoluments cards have been maintained and updated                  | Complied                                   |   |   |
| 2.3 | The register of Audit queries has been maintained and updated.  | Complied                                   |   |   |
| 2.4 | The Register of Internal Audit reports has been maintained and updated.                                   | Complied                                   |   |   |
| 2.5 | All the monthly account summaries (CIGAS) are prepared and submitted to the Treasury on due date.         | Complied                                   |   |   |



# CHAPTER 6

| No.      | Applicable Requirement   | Compliance Status (Complied/ Not Complied) | Brief explanation if Non-Compliance | Corrective actions proposed to avoid non-compliance in future |
|----------|--|--|-------------------------------------|---|
| 2.6      | Register for cheques and money orders has been maintained and updated  | Complied                                   |                                     |   |
| 2.7      | Inventory register has been maintained and updated   | Complied                                   |                                     |   |
| 2.8      | Stocks Register has been maintained and updated  | Complied                                   |                                     |   |
| 2.9      | Register of Losses has been maintained and updated   | Complied                                   |                                     |   |
| 2.10     | Commitment Register has been maintained & updated  | Complied                                   |                                     |   |
| 2.11     | Register of Counterfoil Books (GA – N20) has been maintained and updated.  | Complied                                   |                                     |   |
| <b>3</b> | <b>Delegation of functions for financial control (FR 135)</b>  |  |                                     |   |
| 3.1      | Financial authority has been delegated within the institute  | Complied                                   |                                     |   |
| 3.2      | The delegation of financial authority has been communicated within the institute   | Complied                                   |                                     |   |
| 3.3      | The authority has been delegated in such manner to pass each transaction through two or more officers  | Complied                                   |                                     |   |
| 3.4      | The controls have been adhered to by the accountants in terms of State Account Circular 171/2004 dated 11.05.2014 in using the Government Payroll Software Package | Complied                                   |                                     |   |
| <b>4</b> | <b>Preparation of Annual Plans</b>   |  |                                     |   |
| 4.1      | The annual action plan has been prepared   | Complied                                   |                                     |   |
| 4.2      | The annual procurement plan has been prepared  | Complied                                   |                                     |   |

# CHAPTER 6

| No.      | Applicable Requirement  | Compliance Status (Complied/ Not Complied) | Brief explanation if Non-Compliance  | Corrective actions proposed to avoid non-compliance in future   |
|----------|---|--|--|---|
| 4.3      | The annual Internal Audit plan has been prepared  | Complied                                   |  |   |
| 4.4      | The annual estimate has been prepared and submitted to the NBD on due date  | Complied                                   |  |   |
| 4.5      | The annual cash flow has been submitted to the Treasury Operations Department on time   | Complied                                   |  |   |
| <b>5</b> | <b>Audit queries</b>  |  |  |   |
| 5.1      | All the audit queries have been replied within the specified time by the Auditor General  | Not Complied                               | Some replies couldn't make on time due to the delays of receiving replies from all prison institutes situated island wide.   | Reply to the Quarries up to date as per informed by the Audit.  |
| <b>6</b> | <b>Internal Audit</b>   |  |  |   |
| 6.1      | As per F.R.134(2) DMA/1-2019, having discussed with the Auditor General at the beginning of the year, Internal Audit Plan was prepared. | Not Complied                               | As per the Circular Letter of the Department of Management Audit, when preparing the Internal Audit Plan, a Risk Register based on all attached prisons, was prepared and accordingly, a Audit Plan was prepared by giving priority to high risk institutes. | As per the Audit Query, by paying attention to F.R.134(2), basing both Audit Query and Risk Register issued by the Auditor General, Internal Audit Plan was prepared so as to do a effective, quantitative and productive Internal Audit Query. |
| 6.2      | All the internal audit reports have been replied within one month   | Not Complied                               | 04 prison institutes have not answered the questions on time.  | These delays happened due to past economic crisis of the country and employed limited number of staff members to the work during that period. Hence, advice has given to stop such delays in future.  |



# CHAPTER 6

| No.      | Applicable Requirement  | Compliance Status (Complied/ Not Complied) | Brief explanation if Non-Compliance   | Corrective actions proposed to avoid non-compliance in future |
|----------|---|--|---|---|
| 6.3      | Copies of all the internal audit reports has been submitted to the Management Audit Department in terms of Sub-section 40(4) of the National Audit Act No. 19 of 2018   | Complied                                   |   |   |
| 6.4      | All copies of internal audit reports have been submitted to the Auditor General in terms of Financial Regulation 134(3)   | Complied                                   |   |   |
| <b>7</b> | <b>Audit and Management Committee</b>   |  |   |   |
| 7.1      | Minimum 04 meetings of the Audit and Management Committee has been held during the year as per the DMA Circular 1-2019  | Not Complied                               | Only 3 meetings were held due to the past economic crisis of the country and employed limited number of staff members to the work during that period. | Plan to hold 04 meetings in the year 2023.                    |
| <b>8</b> | <b>Asset Management</b>   |  |   |   |
| 8.1      | The information about purchases of assets and disposals was submitted to the Comptroller General's Office in terms of Paragraph 07 of the Asset Management Circular No. 01/2017.  | Complied                                   |   |   |
| 8.2      | A suitable liaison officer was appointed to coordinate the implementation of the provisions of the circular and the details of the nominated officer was sent to the Comptroller General's Office in terms of Paragraph 13 of the aforesaid circular. | Complied                                   |   |   |

# CHAPTER 6

| No.      | Applicable Requirement  | Compliance Status (Complied/ Not Complied) | Brief explanation if Non-Compliance  | Corrective actions proposed to avoid non-compliance in future  |
|----------|---|--|--|--|
| 8.3      | The boards of survey were conducted, and the relevant reports submitted to the Auditor General on due date in terms of Public Finance Circular No. 05/2016.                         | Complied                                   |  |  |
| 8.4      | The excesses and deficits that were disclosed through the board of survey and other relating recommendations, Actions were carried out during the period specified in the circular. | Complied                                   |  |  |
| 8.5      | The disposal of condemn articles had been carried out in terms of FR 772  | Complied                                   |  |  |
| <b>9</b> | <b>Vehicle Management</b>   |  |  |  |
| 9.1      | The daily running charts and monthly summaries of the pool vehicles had been prepared and submitted to the Auditor General on the due date.   | Complied                                   |  |  |
| 9.2      | The condemned vehicles had been disposed of within a period of less than 6 months after condemning  | Not Complied                               | Engineering section of the prison department submitted the details of 58 condemned vehicals to be disposed. Among them 56 vehicals were checked by committee for disposal. | Established the Formal Asserts Management Unit and actions have been taken to identify the vehicles which is going to be disposal through the committee which was established to identify the condemned vehicles. Files of the identified vehicles were sorted out to conformation for disposal. Plans have been established to call tenders to do the vehicle disposal by 30.06.2023. |



# CHAPTER 6

| No.       | Applicable Requirement   | Compliance Status (Complied/ Not Complied) | Brief explanation if Non-Compliance  | Corrective actions proposed to avoid non-compliance in future    |
|-----------|--|--|--|--|
| 9.3       | The vehicle logbooks had been maintained and updated   | Complied                                   |  |  |
| 9.4       | Action has been taken in terms of F.R. 103, 104, 109 and 110 regarding every vehicle accident.   | Complied                                   |  |  |
| 9.5       | The fuel consumption of vehicles has been re-tested in terms of the provisions of Paragraph 3.1 of the Public Administration Circular No. 30/2016 of 29.12.2016.   | Complied                                   |  |  |
| 9.6       | The absolute ownership of the leased vehicle logbooks has been transferred after the lease term.   | Complied                                   |  |  |
| <b>10</b> | <b>Management of Bank Accounts</b>   |  |  |  |
| 10.1      | The bank reconciliation statements had been prepared, got certified and made ready for audit by the due date.  | Complied                                   |  |  |
| 10.2      | The dormant accounts that had existed in the year under review or since previous years settled.  | Complied                                   |  |  |
| 10.3      | The action had been taken in terms of Financial Regulations regarding balances that had been disclosed through bank reconciliation statements and or which adjustments had to be made, and had those balances been settled within one month. | Not Complied                               | Some balances are settled by banks. Therefore, there are some balances which cannot settle within one month. | Actions have been taken to settle the balances within one month. |
| <b>11</b> | <b>Utilization of Provisions</b>   |  |  |  |
| 11.1      | The provisions allocated had been spent without exceeding the limit.   | Complied                                   |  |  |

# CHAPTER 6

| No.       | Applicable Requirement  | Compliance Status (Complied/ Not Complied) | Brief explanation if Non-Compliance  | Corrective actions proposed to avoid non-compliance in future  |
|-----------|---|--|--|--|
| 11.2      | The liabilities not exceeding the provisions that remained at the end of the year as per the FR 94(1) | Complied                                   |  |  |
| <b>12</b> | <b>Advances to Public Officers Account</b>  |  |  |  |
| 12.1      | The limits had been complied with   | Complied                                   |  |  |
| 12.2      | A time analysis has been carried out on the loans arrears.  | Complied,                                  |  |  |
| 12.3      | The loan balances in arrears for over one year had been settled.                                      | Not Complied                               | <p>*Time takes to prepare Gratuity of retired and deceased officers.</p> <p>*Disciplinary investigation carried out for dismissed officers.</p> <p>*Private addresses were changed in resigned officers.</p> <p>*Delays occurred in correcting the loan balances of transferred officers by their previous offices.</p> <p>*Loan balance corrections only done for deceased and disable officers while they were engaged in work under the loan Security Insurance of Agrahara Insurance Scheme and resign</p> <p>*There were over one year loan balance arrears of the officers who were dismissed due to the unavailability of mechanism for correct the arrears in Agrahara Insurance Scheme.</p> | Informed to settle loan balance arrears for over one year through the Divisional Secretariat. Measures like submit the police complains, inform through private letters and recover the arrears loans were already executed. |



# CHAPTER 6

| No.  | Applicable Requirement   | Compliance Status (Complied/ Not Complied) | Brief explanation if Non-Compliance   | Corrective actions proposed to avoid non-compliance in future  |
|------|--|--|---|--|
| 13   | General Deposit Account  |  |   |  |
| 13.1 | Action had been taken as per F.R.571 in relation to disposal of lapsed deposits.                                 | Not Complied                               | Exist more than 02 years expired balances which did not credited to the government revenue due to the existing balances in savings accounts which cannot be credited to the government revenue. | Informed prison superintendents to work as per the F.R.571 on saving accounts which possess more than 02 years old balances. |
| 13.2 | The control register for general deposits had been updated and maintained.                                       | Complied                                   |   |  |
| 14   | Imprest Account  |  |   |  |
| 14.1 | The balance in the cash book at the end of the year under review was remitted to TOD.                            | Complied                                   |   |  |
| 14.2 | The ad-hoc sub imprests issued as per F.R. 371 settled within one month from the completion of the task.         | Complied                                   |   |  |
| 14.3 | The ad-hoc sub imprests had not been issued exceeding the limit approved as per F.R. 371                         | Complied                                   |   |  |
| 14.4 | The balance of the imprest account had been reconciled with the Treasury books monthly                           | Complied                                   |   |  |
| 15   | Revenue Account  |  |   |  |
| 15.1 | The refunds from the revenue had been made in terms of the regulations   | Complied                                   |   |  |
| 15.2 | The revenue collection had been directly credited to the revenue account without credited to the deposit account | Complied                                   |   |  |

| No.       | Applicable Requirement   | Compliance Status (Complied/ Not Complied) | Brief explanation if Non-Compliance | Corrective actions proposed to avoid non-compliance in future |
|-----------|--|--|-------------------------------------|---|
| 15.3      | The revenue collection had been directly credited to the revenue account without credited to the deposit account   | Complied                                   |                                     |   |
| <b>16</b> | <b>Human Resource Management</b>   |  |                                     |   |
| 16.1      | The staff had been paid within the approved cadre  | Complied                                   |                                     |   |
| 16.2      | All members of the staff have been issued a duty list in writing.  | Complied                                   |                                     |   |
| 16.3      | All reports have been submitted to MSD in terms of their circular no.04/2017 dated 20.09.2017.   | Complied                                   |                                     |   |
| <b>17</b> | <b>Provision of information to the public</b>  |  |                                     |   |
| 17.1      | Information officer has been appointed. Proper register of information maintained, updated in terms of Right to Information Act and Regulation   | Complied                                   |                                     |   |
| 17.2      | Information on institution to the public have been provided by Website or alternative measures and has it been facilitated to appreciate / allegation to public against the public authority by this website or alternative measures | Complied                                   |                                     |   |
| 17.3      | Bi- Annual and Annual reports have been submitted as per section 08 and 10 of the RTI Act  | Complied                                   |                                     |   |



# CHAPTER 6

| No.       | Applicable Requirement   | Compliance Status (Complied/ Not Complied) | Brief explanation if Non-Compliance | Corrective actions proposed to avoid non-compliance in future |
|-----------|--|--|-------------------------------------|---|
| <b>18</b> | <b>Implementing citizen charter</b>  |  |                                     |   |
| 18.1      | A citizen's charter/ Citizens client's charter has been formulated and implemented by the Institution in terms of the circular number 05/2008 and 05/2018(1) of Ministry of Public Administration and Management | Complied                                   |                                     |   |
| 18.2      | A methodology has been devised by the Institution to monitor and assess the formulation and the implementation of Citizens Charter / Citizens client's charter as per paragraph 2.3 of the circular.             | Complied                                   |                                     |   |
| <b>19</b> | <b>Preparation of the Human Resource Plan</b>  |  |                                     |   |
| 19.1      | A human resource plan has been prepared in terms of the format in Annexure 02 of Public Administration Circular No.02/2018 dated 24.01.2018.   | Complied                                   |                                     |   |
| 19.2      | A minimum training opportunity of not less than 12 hours per year for each member of the staff has been ensured in the aforesaid Human Resource Plan   | Complied                                   |                                     |   |
| 19.3      | Annual performance agreements have been signed for the entire staff based on the format in Annexure 01 of the aforesaid Circular.  | Complied                                   |                                     |   |

# CHAPTER 6

| No.       | Applicable Requirement   | Compliance Status (Complied/ Not Complied) | Brief explanation if Non-Compliance | Corrective actions proposed to avoid non-compliance in future |
|-----------|--|--|-------------------------------------|---|
| 19.4      | A senior officer was appointed and assigned the responsibility of preparing the human resource development plan, organizing capacity building programs and conducting skill development programs as per paragraph No.6.5 of the aforesaid Circular | Complied                                   |                                     |   |
| <b>20</b> | <b>Responses to Audit Paragraphs</b>   |  |                                     |   |
| 20.1      | The shortcomings pointed out in the audit paragraphs issued by the Auditor General for the previous years have been rectified  | Complied                                   |                                     |   |





