බන්ධනාගාර දෙපාර්තමේන්තුව
சிறைச்சாலைகள் திணைக்களம்
DEPARTMENT OF PRISONS

කාර්යසාධන වාර්තාව
செயலாற்றுகை அறிக்கை
PERFORMANCE REPORT
2023

PERFORMANCE REPORT 2023

Expenditure Head No - 232

Production

Planning & Information Technology Unit

Publication

Prison Headquarters
150
Baseline Road
Colombo - 09.
Telephone : 0114 677 177
Fax : 0114 677 180
Email : prisons@sltnet.lk
Web : www.prisons.gov.lk

MOTO

Custody, Care and Correction

Contents

Chapter - 1

Organizational Profile/ Summery of Implementation 511

1.1. Introduction 513

1.2. Vision,Mission,Goals 514

1.3. Priorities of the Department of Prisons 515

1.4. Organizational Chart 516

1.4.1. Staff Information - 2023 517

1.5. Institutions Under the Department of Prisons and their Distribution 520

1.6. Main Divisions of the Department of Prisons 522

1.7. Funds under the Department of Prisons 522

1.8. Details on Foreign Funded Projects 522

Inmates Administration Information 523

2.1. No. of inmates convicted by Court of Law from 01.01.2023 to 31.12.2023 523

2.2. Number of Inmates as at 31.12.2023 [Morning Unlock] 523

2.3. No. of Inmates as at the last day of each month -Morning Unlock 524

2.4. Details on inmates who died while in custody - 2023 524

2.5. **No. of Convicted & Remand Prisoners escaped/ Rids off while in custody from** - 2023 ....'''..... 525

2.6. Releases under President Special Pardon - 2023 525

2.7. No. of inmates released on home leave and licenses on board 525

2.8. Description on Escapees and Rids - Off from custody - 2023 526

2.9. Financial Progress of Vocational Training Courses (Expenditure Head 2509) - 2023 527

2.10. Financial Progress of the Agriculture and Industrial Sections of Prison Institutes 528

2.11. Report of prohibited objects apprehendedby the Sri Lanka Prison Emergency Action Tactical Force through their search operations and sieges inside the Prison Institutes - 2023 529

Chapter - 2

Progress and Future Outlook 531

Highlights of the Department of Prisons From 01.01.2023 To 31.12.2023 546

Chapter - 3

Overall Financial Performance for the Year ending 31 December 2022 554

3.1. Financial Performance Statement 555

3.2. Statement of Financial Position 556

3.3. Cash Flow Statements 557

3.4. Notes to the Financial Statements 558

3.5. Performance of the Revenue Collection 642

3.6. Performance of the Utilization of Allocation 642

3.7. In terms of F.R.208, grant of allocations for expenditure to this Department/District Secretariat/ Provincial Council as an agent of the other Ministries/ Departments 642

3.8. Performance of Non-Financial Assets Reporting 643

3.9. Auditor General's Report 644

Chapter - 4

Performance Indicators 664

4.1. Performance indicators of the Institute (Based on the Action Plan) 665

Chapter - 5

Performance achieving Sustainable Development Goals (SDG) 666

5.1. Mention identified Sustainable Development Goals 667

5.2. Briefly describe victories and challenges of achieving sustainable development goals 668

5.2.1. Targeted 16.2 sustainable development goals..... 668

5.2.2. Targeted 16.6 victories and challenges of achieving goals. 672

Chapter - 6

Human Resource Profile 674

6.1. Staff Management 675

6.2. Staff Management (Statement of facts) 675

6.3. Human Resource Development 676

6.4. Benefits of the training program for the performance of the Institute. 678

Chapter - 7

Compliance Report 680

Catalog of tables, charts, diagrams

Table Directory

1-1. **Staff Information – (as at 31.12.2023**).....517
1-2. No. of inmates convicted by Court of Law from 01.01.2023 to 31.12.2023 523
1-3. Number of Inmates as at 31.12.2023 [Morning Unlock] 523
1-4. No. of Inmates as at the last day of each month -Morning Unlock 524
1-5. Details on inmates who died while in custody- 2023 524
1-6. No. of Prisoners Escaped While in Custody 525
1-7. No. of Prisoners Rids Off While in Custody 525
1-8. Releases (2023.01.01 - 2023.12.31) 525
1-9. Description on Escapees and Rids -Off from custody 526
1-10. Financial Progress of Vocational Training Courses 527
1-11. Financial Progress of the Agriculture and Industrial Sections of Prison Institutes 528
1-12. Report of prohibited objects apprehendedby the SPET Force through their search operations and sieges inside the Prison Institutes 529
3-1. Financial Performance Statement 555
3-2. Statement of Financial Position 556
3-3. Cash Flow Statements 557
3-4. Statement of Losses and Waivers 558
3-5. Statement of Writeoff from books 564
3-6. Statement of Commtments and Liabilities as at 31st December 70
3-7. Statement of Liabilities - i Statement of Commitments in terms of FR 94(2) and (3) 581
3-8. Statement of Liabilities - ii Provision Transferred to the Deposit Account in terms of FR 215(3) (b) and (c) 637
3-9. Statement of Claims under Reimbursable Foreign Aid..... 638
3-10. Statement of Missing Vouchers 639
3-11. The Status report as at 31.12.2023 on Bank Account opened in Terms of Treasery Operation Circular No. 2015.10.23 of 23.10.2015 640
3-12 Performance of the Revenue Collection 642
3-13 Performance of the Utilization of Allocation 642
3-14 In terms of F.R.208, grant of allocations for expenditure to this Department/District Secretariat/ Provincial Council as an agent of the other Ministries/ Departments 642
3-15 Performance of Non-Financial Assets Reporting 643
4-1. Performance indicators of the Institute 665
5-1. Mention identified Sustainable Development Goals 667
6-1. Information on the number of employees 675
6-2. Information about conducted training programs 676
6-3 Traning programs heald by UNODC- 2023 678
7-1. Compliance Report 681

Charts

5-1. Spread of sustainable development indicator 16.3.2.during year 2015-2023 668
5-2. Detaintion, Number of inmates, congestion 2013-2023 669

Diagrams

1-1 Organizational Chart 516

Department of Prisons
PRISON MEDIA
Follow Us On
www.prisons.gov.lk
Department of Prisons - Sri Lanka
media.prisons@gmail.com

Organizational Profile/ Summery of Implementation

Chapter 1



1.1 Introduction

Prison commenced as a result of the judicial reforms introduced by Cameron in British Imperialist Era in 1832. Welikada Prison was established compatible with British Bostal System in terms of the Legal and Court Ordinance no. 18 of 1844. By the Prison Act no.16 of 1877, this service was structured and regulated under a separate department directly under control of the Commissioner of the Prisons with the effect from 16th July, 1905. With development of the society, this service turns out to be very crucial. As a result, the Mahara Prison was built in 1875 and the Bogambara Prison which was in the form of the "Been Field' Prison in England was constructed in 1876. Today, prison that evolved this way, has become an essential and specific institute before the complexity of present day society. Accordingly, prison system consists of 04 closed prisons, 18 remand prisons, 02 correctional centers for young offenders, 10 work camps, 02 open work camps, 23 prison lockups, and 01 prison school are under the control of Superintendents of Prisons. There are about 30,883 convicted and remand prisoners under the prison custody.

Though this department that is under the supervision of the Ministry of Justice, Prison Affairs and Constitutional Reforms escorted and kept inmates in custody at its initial stage, today it has gone beyond that limit and become a social correctional center that rehabilitates inmates. Performance report illustrates the endeavor of rehabilitating and socializing inmates as good citizens by the Department of Prisons as a social adaptation body in 2023

1.2 Vision, Mission and Goals

Vision

Social reintegration
of inmates
as good citizens
through
rehabilitation

Mission

Rehabilitation of Prisoners
ensuring their custody
and care by building
a proper relationship
between the prisoners and
officials so that the officials
gain the job satisfaction while
the labor productivity of the
prisoners to
enable the department
be self-dependent and
utilizing it to augment the
development drive of the
country and ultimately
socializing the prisoners
as creative and virtuous
skillful citizens

Goals

- Contribute to build
a civilized society by
means of proper
rehabilitation of inmates
and thereby
making inmates to
law abiding
humanitarian persons.

- Motivate
prison officers
and
building up the
team spirit within the
department.

1.3 Priorities of the Department of Prisons

1. Under the authority of whatever court in a country, admission of convicted or remand prisoners at all status, provision of their custody, care and maintenance in terms of rules and regulations of the prison and production of remand prisoners to court.

2. Provision of common order and proper administration in relation to all prisons and correctional centers.

3. Provision of technical, agricultural, animal husbandry, and vocational trainings to inmates in all prisons and correctional centers.

4. Provision of welfare services to all prisons and correctional centers.

5. Making provisions for trainings to strengthen correctional field.

6. Making a desired social back ground for inmates after rehabilitation and social reintegration as better citizens as timely requirement.

7. Reducing prison congestion, introducing modern technology, improving physical resources and developing infrastructure facilities in relation to carrying out prison reforms.

8. Human resources development in Department of Prisons to make experienced and satisfied officers through training in different divisions and promotional programs.

9. Establishment and carrying out of Inmates Information Management System in order to fulfill administrative activities of inmates correctly and efficiently.

1.4 Organizational Structure

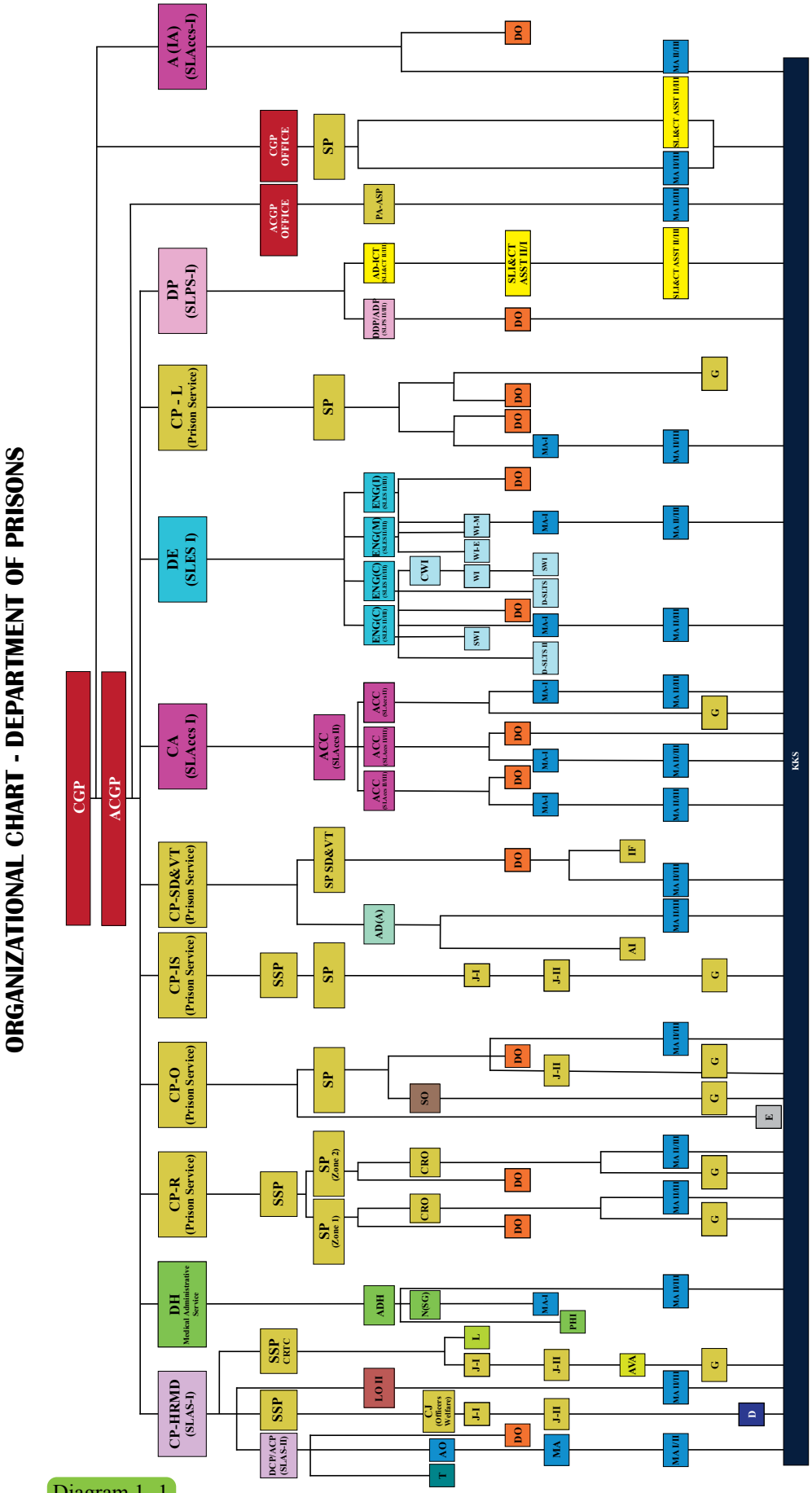

| | | |

1.4.1 Staff Information – 01.01.2023 – 31.12.2023

Table1 - 1

No.	Designation and Service	Approved Cadre	Existing Carder	No. of Vacancies	No. of Excess
	Senior Level				
1	Commissioner General of Prisons	1	1	0	0
2	Additional Commissioner General of Prisons	1	0	1	0
3	Commissioner of Prisons (SLAS)	1	1*	0	0
4	Commissioner of Prisons (Rehabilitation)	5	0	5	0
5	Director(Planning)	1	1*	0	0
6	Director (Engineering)	1	0	1	0
7	Chief Accountant	1	0	1	0
8	Assistant Commissioner / Deputy Commissioner of Prisons (SLAS)	1	0	1	0
9	Assistant Director /Deputy Director (Planning)	1	1	0	0
10	Assistant Director (Information Technology)	1	0	1	0
11	Assistant Director (Agriculture)	1	0	1	0
12	Accountant	4	1	3	0
13	Internal Auditor	1	1	0	0
14	Superintendent of Prisons (special grade)	7	0	7	0
15	Superintendent of Prisons	19	6	13	0
16	Assistant Superintendent of Prisons (Male)	40	21	19	0
	Superintendent of Prisons (Rehabilitation) Male	2	2	0	0
	Superintendent of Prisons (Rehabilitation) Female	1	0	1	0
17	Assistant Superintendent of Prisons (Female)	2	0	2	0
18	Legal Officer	1	1	0	0
19	Engineer (Civil)	2	2	0	0
20	Engineer (Mechanical)	2	1	1	0
21	Director (Medical)	1	0	1	0
22	Deputy Director (Medical)	1	1	0	0
23	Medical Officer	40	55	0	15
24	Dentist	4	3	1	0
Gross Total		142	**98**	**59**	**15**
	Tertiary Level				
25	Administrative Officer	2	1	1	0
26	Chief Work Inspector	1	0	1	0
27	Special Grade Nursing Officer	1	0	1	0
28	Translator	3	2	1	0

* Employed on a full time duty basis.

No.	Designation and Service	Approved Cadre	Existing Carder	No. of Vacancies	No. of Excess
29	Information and Communication Technology Officer	1	0	1	0
30	Statistical Officer	1	1	0	0
31	Chief Jailor (Female)	3	0	3	0
32	Chief Jailor (Male)	30	29	1	0
33	Class 1 Jailor (Female)	4	1	3	0
34	Class 1 Jailor (Male)	59	24	35	0
35	Chief Rehabilitation Officer (Male)	5	3	2	0
36	Chief Rehabilitation Officer (Female)	2	1	1	0
37	Rehabilitation Officer (Class- 1)	11	6	5	0
38	Rehabilitation Officer (Class- 1) - Female	2	1	1	0
39	Registered/ Assistant Medical Officer	19	19	0	0
40	Dispenser (Special grade)/	4	0	4	0
Gross Total		148	**88**	**60**	0
	Secondary Level				
41	Development Officer	94	93	1	0
42	Counseling Officer	7	0	7	0
43	Work Inspector	5	0	5	0
44	Librarian	1	0	1	0
45	Technical Officer (Technical)	1	0	1	0
46	Draftsman	2	1	1	0
47	Information & Communication Technology Assistant	5	1	4	0
48	Sub Work Inspector	10	5	5	0
49	Public Management Assistant	80	44	36	0
50	Interpreter	2	0	2	0
51	Industrial Forman	19	17	2	0
52	Industrial Administrator	17	15	2	0
53	Vocational Instructor Class I /Class II	120	47	73	0
54	Agriculture Instructor	19	6	13	0
55	Agriculture Overseer	28	0	28	0
56	Audio Visual Assistant	1	0	1	0
57	Dispenser (Grade 1, 11, 111)	82	54	28	0
58	Medical Laboratory Technician	4	1	3	0
59	Nursing Officer (Supra)	8	0	8	0
	Nursing Officer (III, II, I)	70	35	35	0
60	Public Health Inspector	4	7	0	3

No.	Designation and Service	Approved Cadre	Existing Carder	No. of Vacancies	No. of Excess
61	Class II Rehabilitation Officer (Male)	109	92	17	0
62	Class II Rehabilitation Officer (Female))	25	20	5	0
63	Jailor class 1I (Male)	30	17	13	0
64	Jailor class 1I (Female)	446	365	81	0
65	Drill Instructor	3	1	2	0
66	Sergeant (Female)	38	21	17	0
67	Sergeant (Male)	892	595	297	0
68	Guard (Female)	594	492	102	0
69	Guard (Male)	4447	3731	716	0
Gross Total		**7163**	**5660**	**1506**	**3**
	Primary Level				
70	Photographer	1	0	1	0
71	Editor	1	0	1	0
72	Motor Driver (Departmental)	222	207	15	0
73	Motor Driver (Combined Service)	5	1	4	0
74	Ambulance Driver	3	0	3	0
75	Motor Mechanic	10	3	7	0
76	Motor Mechanic (Electric)	4	1	3	0
77	Motor Mechanic (Welding)	2	0	2	0
78	Motor Mechanic (Painting)	2	0	2	0
79	Tractor Driver	26	16	10	0
80	Three Wheel Driver	8	7	1	0
81	K.K.S.	36	34	2	0
82	Watcher	52	35	17	0
83	Hangman	2	2	0	0
84	Labourer	35	26	9	0
85	Water Pump Operator	10	7	3	0
Gross Total		**419**	**339**	**80**	**0**
	Grand Total	**7872**	**6185**	**1705**	**18**

1.5 Institutions Under the Department of Prisons and their Distribution

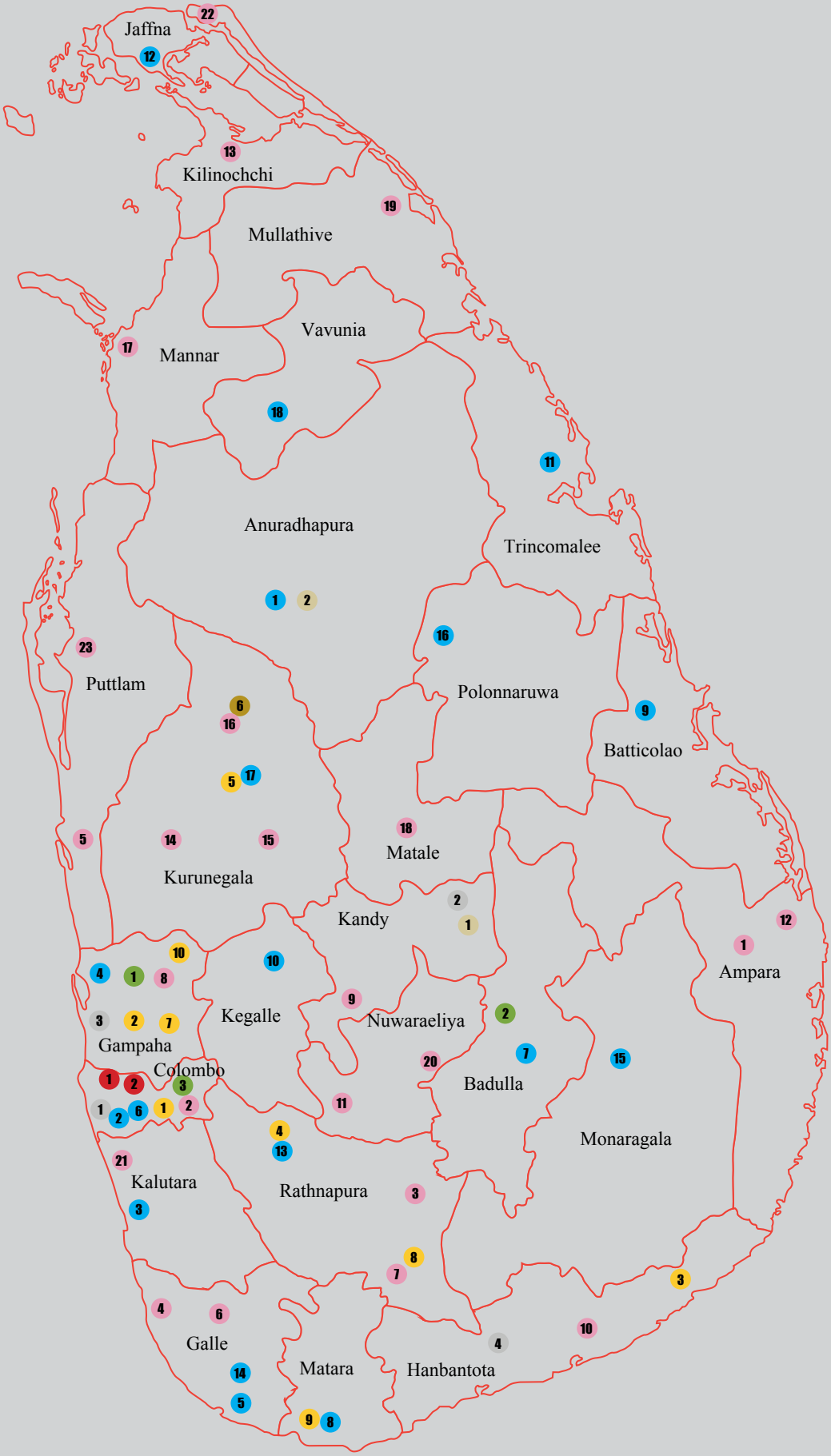

1. PRISON HEADQUARTERS
2. C.R.T.C.
   Centre for Research & Training in corrections

CLOSED PRISONS - 04

1. Welikada
2. Bogambara
3. Mahara
4. Angunakolapelessa

REMAND PRISONS - 18

1. Anuradhapura
2. Colombo
3. Kalutara
4. Negombo
5. Galle
6. New Magazine
7. Badulla
8. Matara
9. Batticaloa
10. Kegalle
11. Trincomalee
12. Jaffna
13. Kuruwita
14. Boossa
15. Monaragala
16. Polonnaruwa
17. Wariyapola
18. Vavuniya

WORK CAMPS - 10

1. Homagama
2. Meethirigala
3. Weerawila
4. Kuruwita
5. Wariyapola
6. Hangilipola
7. Kandewatta
8. Kadurugasara
9. Pitabeddara
10. Ambepussa

OPEN PRISON CAMPS - 02

1. Pallekelle
2. Anuradhapura

CORRECTIONAL CENTRES FOR YOUTHFUL OFFENDERS - 03

1. Pallansena - C.C.Y.O.
2. Taldena - C.C.Y.O.
3. Homagama - T.S.Y.O

LOCK-UPS - 23

1. Ampara
2. Awissawella
3. Balangoda
4. Balapitiya
5. Chilaw
6. Elpitiya
7. Embilipitiya
8. Gampaha
9. Gampola
10. Hambantota
11. Hatton
12. Kalmunai
13. Kilinochchi
14. Kuliyapitiya
15. Kurunegala
16. Maho
17. Mannar
18. Matale
19. Mullaitivu
20. Nuwara Eliya
21. Panadura
22. Point Pedro
23. Puttalam

1.6 Main Divisions of the Department of Prisons

01 ADMINISTRATION DIVISION

02 FINANCIAL DIVISION

03 OPERATIONAL DIVISION

04 REHABILITATION AND SKILLS DEVELOPMENT DIVISION

05 ENGINEERING DIVISION

06 PLANNING AND INFORMATION TECHNOLOGY DIVISION

07 SUPPLY AND SERVICES DIVISION

08 HUMAN RESOURCE SDIVISION

09 INTELLIGENCE AND SECURITY DIVISION

10 INTERNAL AUDIT DIVISION

11 GOVERNMENT AUDIT DIVISION

12 STATISTICAL DIVISION

13 INDUSTRY DIVISION

14 OFFICERS' WELFARE DIVISION

15 TRANSPORT DIVISION

16 LEGAL DIVISION

1.7 Funds under the Department of Prisons

☑ Government Consolidated Fund

1.8 Details on Foreign Funded Projects (if there)

☒ None

2 Inmates Administration Information

2.1 No. of inmates convicted by Court of Law from 01.01.2023 to 31.12.2023

Table1 - 2

No. of Inmates Convicted	Male	Female	Total
No. of prisoners convicted by Court of Law	46294	644	**46938**
No. of remand prisoners convicted by Court of Law	131965	6152	**138117**

2.2 Number of Inmates as at 31.12.2023 [Morning Unlock]

Table1 - 3

Inmates	Male	Female	Total
Death Sentenced Prisoners (Local)	731	15	**746**
Death Sentenced Prisoners (Foreign)	05	-	**05**
Death Sentenced Prisoners (Terrorist)	01	-	**01**
Life Sentenced Prisoners (Local)	220	22	**242**
Life Sentenced Prisoners (Foreign)	63	12	**75**
Life Sentenced Prisoners (Terrorist)	02	-	**02**
General Prisoners (Local)	7608	124	**7732**
General Prisoners (Foreign)	10	-	**10**
General Prisoners (Terrorists)	01	-	**01**
Youthful Offenders	12	-	**12**
Total number of prisoners	**8653**	**173**	**8826**

Inmates (Appeals)	Male	Female	Total
Death Sentenced Prisoners (Local)	432	10	**442**
Death Sentenced Prisoners (Foreign)	01	-	**01**
Death Sentenced Prisoners (Terrorists)	-	-	**-**
Life Sentenced Prisoners (Local)	87	10	**97**
Life Sentenced Prisoners (Foreign)	01	-	**01**
Life Sentenced Prisoners (Terrorist)	05	-	**05**
General Prisoners (Local)	261	06	**267**
General Prisoners (Foreign)	-	01	**01**
General Prisoners (Terrorist)	-	-	**-**
Total No. of Prisoners	**787**	**27**	**814**

Suspects	Male	Female	Total
Remand Prisoners (Local)	19921	1080	**21001**
Remand Prisoners (Foreign)	193	07	**200**
Remand Prisoners (Terrorist)	41	01	**42**
Total No. of Prisoners	**20155**	**1088**	**21243**

Total Prisoners	Male	Female	Total
All Remand Prisoners	20155	1088	**21243**
All Convicted Prisoners	9440	200	**9640**
Total No. of Prisoners	**29595**	**1288**	**30883**

2.3 No. of Inmates as at the last day of each month -Morning Unlock (from 01.01.2023 to 31.12.2023)

Table1 - 4

Month	Convicted		Remand		Total
	Male	Female	Male	Female	
January	9799	193	16593	741	**27326**
February	9308	204	17176	766	**27454**
March	9556	215	16836	760	**27367**
April	9271	210	16245	724	**26450**
May	9271	195	17047	756	**27269**
June	9436	196	17199	813	**27644**
July	9717	210	18144	856	**28927**
August	9768	209	17668	865	**28510**
September	9111	201	17635	872	**27819**
October	9850	206	17000	808	**27864**
November	10167	228	16579	813	**27787**
December	9440	200	20155	1088	**30883**

2.4 Details on inmates who died while in custody - 2023

Table1 - 5

Description	Male	Female	Total
No. of Normal Prisoners died while in Custody.	71	02	73
No. of Death Sentenced Prisoners died while in Custody.	10	-	10
No. of Life Sentenced Prisoners died while in Custody.	04	-	04
No. of Remand Prisoners died while in custody	119	03	122
Total	**204**	**05**	**209**

2.5 No. of Convicted & Remand Prisoners escaped/ Rids off while in custody from 01.01.2023 to 31.12.2023

- **No. of Prisoners Escaped While in Custody**

Table1 - 6

Place	Convicted	Remand	Total
While At Hospital	03	13	**16**
From Prison	05	01	**06**
While in escort	01	13	**10**
At Court	04	09	**17**
Total	**13**	**36**	**49**

- **No. of Prisoners Rids Off While in Custody**

Table1 - 7

Place	No. of Prisoners
While at home holiday	04
While engaging in camp service	111
While at Shramadhana	43
Total	**158**

2.6 Releases under President Special Pardon from 01.01.2023 to 31.12.2023

Table1 - 8

Releases	Male	Female	Total
On behalf of Independent Day -.04.02.2023	626	14	640
On behalf of Vesak Full Moon Poya Day on 05.05.2003	1004	08	1012
On behalf of Poson Full Moon Poya Day on 03.06.2023	474	04	478
On behalf of Prisoners Day on 12.09.2023	976	07	983
Charismas Day Pardon – 25.12.2022	986	15	1001
President Special Pardon (LTTE) – 30.01.2023	03	-	03
President Special Pardon (LTTE) – 13.06.2023	01	-	01
President Special Pardon (LTTE) – 18.07.2023	02	-	02
Total	**4072**	**48**	**4120**

2.7 No. of inmates released on home leave and licenses on board

- No. of inmates sent home leave - 234
- No. of inmates released on license on board - 125

2.8 Description on Escapees and Rids - Off from custody 01.01.2023 –12.31.2023.

Table1 - 9

No.	Institute	Rids Off			Escape (Convicted)				Escape (Remand)				Escapes	Total remand inmates escaped	Total remand & convicted inmates	Re custodies
		Home leave	While work at camp	Sramadana & party outside	Hospitals	Prisons	Courts	While in custody	Hospitals	Prison	Courts	While in custody				
1	Welikada Prison	1	-	21	-	1	1	-	1	-	1	-	24	2	26	7
2	Magazine Prison	-	-	2	-	-	-	-	-	-	1	-	2	1	3	1
3	Colombo Remand Prison	-	-	1	-	-	-	-	-	-	2	-	1	2	3	0
4	Mahara Prison	1	-	1	-	-	-	-	1	-	1	-	2	2	4	2
5	New Dumbara Prison	-	-	2	-	-	-	-	-	-	1	1	2	2	4	2
6	Open Camp Anuradhapura	2	7	-	-	-	-	-	-	-	1	-	9	1	10	1
7	Badulla Prison	-	-	1	-	-	-	-	-	-	-	-	1	0	1	0
8	Boossa Prison	-	-	1	-	-	-	-	-	-	-	-	1	0	1	1
9	Galle Prison	-	-	2	1	-	2	-	1	-	1	1	5	3	8	6
10	Matara Prison	-	-	1	-	-	1	-	-	-	-	2	2	2	4	3
11	Angunakolapelessa Prison	-	3	2	2	1	-	-	2	1	-	-	8	3	11	6
12	Batticaloa Prison	-	-	-	-	-	-	-	1	-	-	1	0	2	2	1
13	Negombo Prison	-	-	-	-	-	-	-	-	-	1	1	0	2	2	0
14	Correction Center for Young Offenders - Pallansena	-	22	1	-	-	-	-	-	-	-	-	23	0	23	9
15	Kalutara Prison	-	-	2	-	1	-	-	1	-	1	-	3	2	5	2
16	Pallekele Open camp	-	17	-	-	-	-	-	-	-	-	-	17	0	17	3
17	Thaldena youthful Offenders correction centre	-	15	-	-	-	-	-	-	-	-	-	15	0	15	11
18	Trincomalee Prison	-	-	4	-	-	-	-	-	-	-	-	4	0	4	0
19	Weerawila working camp	-	22	1	-	-	-	-	-	-	-	-	23	0	23	9
20	Polonnaruwa Prison	-	-	-	-	-	-	-	-	-	-	-	0	0	0	0
21	Wariyapola Prison	-	3	-	-	2	-	-	-	-	2	-	5	2	7	5
22	Monaragala Prison	-	-	1	-	-	-	-	1	-	-	-	1	1	2	1
23	Watareka working camp	-	3	-	-	-	-	-	-	-	-	-	3	0	3	0
24	Vavuniya Prison	-	-	-	-	-	-	1	1	-	1	1	1	3	4	2
25	Ambepussa Prison	-	4	-	-	-	-	-	-	-	-	-	4	0	4	1
26	Jaffna Prison	-	-	-	-	-	-	-	2	-	-	1	0	3	3	2
27	Kegalle Prison	-	-	-	-	-	-	-	-	-	-	-	0	0	0	0
28	Kuruwita Prison	-	15	-	-	-	-	-	2	-	-	1	15	3	18	4
	Total	**4**	**111**	**43**	**3**	**5**	**4**	**1**	**13**	**1**	**13**	**9**	**171**	**36**	**207**	**79**

2.9 Financial Progress of Vocational Training Courses (Expenditure Head 2509) 01.01.2023 –12.31.2023.

Table1 - 10

No	Prison Institute	No. of Courses	Executed Courses/ Training Program	Allocation (Rs.)	Expenditure (Rs.
1	Wlikada Prison	10	Baber, Music, Dancing, Traditional Drum Beating , Sinhala Literacy, Tamil, English, Beauty Culture	150,000.00	150,000.00
2	New Dumbara Prison	08	Welding, Carpentry , Domestic Electrician, Soap, Barber	1,066,000.00	1,066,000.00
3	Mahara Prison	04	Barber, Dancing and Carpentry	120,000.00	99,489.50
4	Angunakolapelessa Prison	05	Tailoring, Mason, Domestic Electrician	100,000.00	99,430.00
5	Thaldena Correctional Center for Youthful Offender	08	Domestic Electrician, Tailoring Tailoring, Mason, Baber	169,000.00	169,000.00
6	Pallekele Prison	04	Welding, Carpentry	665,000.00	665,000.00
7	Ambepussa Prison	04	Welding, Domestic Electrician	160,000.00	160,000.00
8	Weeravila Prison	07	Tailoring, drug Prevention, Literacy, Baber	100,000.00	100,000.00
9	Anuradhapura Prison	02	Baber	20,000.00	20,000.00
10	Pallansena Correctional Center for Youthful Offender	04	Carpentry, Baber, Welding, Tailoring	100,000.00	97,822.50
11	Kandewatta (Mahara)	02	Drug Prevention, Baber	50,000.00	49,971.50
12	Kuruvita Prison	02	Tailoring and Different hand crafts, Curtain Making	50,000.00	50,000.00
13	Bossa Prison	02	Carpentry, Mason	50,000.00	49,900.00
14	Wariyapola Prison	02	Carpentry, Baber,	50,000.00	49,545.00
15	Galle Prison	04	Literacy, Baber, Aluminum Welding, Bags Making	50,000.00	49,909.52
16	Matara Prison	04	Baber, Tailoring, Shoe Producing	50,000.00	49,983.00
17	Negombo Prison	02	Tailoring, Different Handcrafts	50,000.00	50,000.00
18	Polonnaruwa Prison	03	Baber, Preparation of low cost Ceiling	50,000.00	50,000.00
19	Magazine Prison	02	Baber	50,000.00	48,800.00
20	Badulla Prison	01	Domestic Electrician	50,000.00	49,785.00
21	Colombo Remand Prison	02	Baber	50,000.00	50,000.00
22	Kegalle Prison	02	Baber	50,000.00	50,000.00
23	Kalutara Prison	04	Carpentry, Tailoring	50,000.00	50,000.00
24	Trincomalee Prison	02	Baber	50,000.00	50,000.00
25	Batticaloa Prison	02	Tailoring	50,000.00	50,000.00
26	Vavuniya Prison	01	Baber	50,000.00	48,000.00
27	Jaffa Prison	02	Palmyra related products , Baber	50,000.00	50,000.00
	Total	95		3,500,000.00	3,472,636.02

2.10 Financial Progress of the Agriculture and Industrial Sections of Prison Institutes

Table1 - 11

No	Prison Institute	Ongoing Industries & Name of Agricultural Production	31.12.2023 (Actual)	
			Expenditure	Income
1	Homagama Work Camp	Agriculture, Block Bricks, Broom, Ekal Broom	1,148,755.00	4,724,600.00
2	Mahara Prison	Agriculture, Tailoring, Laundry, Blacksmith, Coconut Shell Charcoal, Carpentry, Broom, Ekal Broom, Weaving, Soap, Coconut Oil.	10,473,255.00	19,004,981.00
3	Pallansena Correctional Center for Youthful offenders	Agriculture, Carpentry , Bakery, Coir Mill, Broom, Ekal Broom, Weaving, Tailoring, Blacksmith	7,016,390.00	18,697,775.00
4	New Dumbara Prison	Carpentry, Tailoring, Weaving, Welding, fittering, Broom, Ekal Broom, Laundry.	9,264,192.00	15,136,671.00
5	Pallekelle Open Prison Work Camp	Agriculture, Animal Husbandry, Bakery, Tailoring, Soap, Laundry, Bricks, Carpentry, Fittering and Welding, Motor Garage, Broom, Ekal Broom, Weaving.	20,648,130.00	44,623,661.00
6	Anuradhapura Prison	Agriculture, Bakery, Blacksmith, Carpentry, Broom, Ekal Broom, Tailoring, Weaving, Laundry	21,624,560.00	35,276,354.00
7	Badulla Prison	Laundry	101,975.00	253,926.00
8	Weerawila Work Camp	Agriculture, Bakery.	4,696,808.00	10,675,023.00
9	Welikada Prison	Blacksmith, Carpentry, Broom, Ekal Broom, Laundry.	24,424,320.00	30,014,354.00
10	Thaldena Correctional Center for Young Offenders	Agriculture, Animal Husbandry, Mason, Envelops, Brick, Broom, Ekal Broom, Blacksmith, Bakery, Carpentry	13,499,701.00	20,498,206.00
11	Kuruvita Prison	Agriculture, Block bricks, Blacksmith	4,954,590.00	14,310,573.00
12	Boossa Prison	Agriculture, Bakery	5,902,027.00	7,789,924.00
13	Wariyapola Prison	Agriculture, Block Bricks.	1,044,000.00	8,913,764.00
14	Angunakolapelesssa Prison	Agriculture, Bakery, Vehicle Service	4,634,904.00	11,790,086.00
15	Colombo Remand Prison	Motor Garage	6,415,045.00	8,084,530.00
16	Matara Prison	Agriculture	470,095.00	1,165,070.00
17	Batticaloa Prison	Agriculture	1,245,910.00	2,362,274.00
18	Galle Prison	Agriculture	44,650.00	409,133.00
		Total	**137,609,307.00**	**253,730,905.00**

3 Report of prohibited objects apprehendedby the Sri Lanka Prison Emergency Action Tactical Force through their search operations and sieges inside the Prison Institutes from- 2023.01.01 – 2023.12.31

Table1 - 12

No.	Prison Institue	Mobile Phones	Sim cards	Battery	Charges	Heruin		Cannabis		Ice		Nicotine		Money (Rs.)	Card Reader	Intoxicated tablets	Handfree	Data cables	Memory Cards	Pendrive	Liters	Cigarates	Others
						Grams	packets	Grams	packets	Grams	packets	Paper	Grams										
1	Walikada	37	55	54	27	-	6	-	2	-	5	45	-	5,100.00	3	1	5	2	4	1	8	3	01 Handcuff key, Electric Irons, Hand-rolled cigarettes, Bottles of Lentils, Chili powder, Paper pawder, Curry Powder, Big onions, Green Chilies ,Garcinia
2	Walikadafrmale	33	32	88	146	-	37	-	-	-	1	1.5	-	800.00	-	2	-	1	1	-	4	-	BD - 01
3	Walikada Hospital	-	-	-	-	-	-	-	-	-	-	-	-	-	-	-	-	-	-	-	-	-	-
4	Agunukolapalessa	41	37	38	15	1.13	5	-	-	-	-	6	-	666.00	-	5	2	8	1	1	9	-	Beetle leaves -553,BD - 56
5	Mahara	1	8	2	-	-	3	-	-	-	-	70	-	1320.00	-	-	-	-	-	-	8	-	BD – 47, Handcuff - 01
6	Dumbara	24	37	29	7	9.11	49	-	-	-	1	89	16	8600.00	1	-	-	-	4	-	29	-	BD – 47, Lead sheet – 1, Diolog Reload card – 01, Silver ring – 01, Silver chain – 01, Capacitor – 04, Dry cap – 02,Resister - 02
7	Magazine	45	53	34	12	11.4	141	3.6	6	2.549	13	105	246	5930.00	1		23	22		1	7		BD – 06, Ash packet - 01, Lead sheet - 02
8	Colombo Remand	43	37	40	6	2.42	167	20.5	1	1.790	34	74	-	840.00	-	16	-	4	1	-	3	-	
9	Boossa	1	1	-	1	-	-	-	-	-	-	-	-	-	-	-	-	-	-	-	-	-	
10	Anuradapura	-	-	-	-	-	-	-	-	-	-	-	-	-	-	-	-	-	-	-	-	-	
11	Kalutara	-	-	-	-	-	-	-	-	-	-	-	-	-	-	-	-	-	-	-	-	-	
12	Negambo	-	-	-	-	-	-	-	-	-	-	-	-	-	-	-	-	-	-	-	-	-	
13	Galle	5	3	7	3	-	-	-	-	-	-	1	-	40.00	-	-	1	5	-	2	8	-	
14	Wariyapola	-	-	1	-	-	-	-	-	-	-	-	-	-	-	-	-	1	-	-	-	-	
15	Kegalle	-	-	-	-	-	-	-	-	-	-	-	-	-	-	-	-	-	-	-	-	-	
16	Prison Ground	-	-	-	-	-	-	-	-	-	-	-	-	-	-	-	-	-	-	-	-	-	
17	Wesley guard room	-	4	-	-	0.25	54	-	5	4.03	1	3	-	-	-	-	-	-	-	-	-	-	
18	Prison Headquarters parcel	-	-	-	-	-	-	-	-	-	-	-	-	-	-	-	-	-	-	-	-	-	
19	Matara	14	5	21	1	-	-	-	-	-	-	-	-	-	-	-	-	4	-	-	-	-	
Total		**244**	**272**	**314**	**218**	**24.3**	**462**	**24.100**	**14**	**5.82**	**55**	**395**	**261**	**23376.00**	**5**	**24**	**31**	**47**	**11**	**5**	**76**	**3**	

Chapter 2

Progress and Future Outlook

Achievements

■ Annual Performance Report of the Department of Prisons- 2022 was awarded on 02.12.2023 with Golden Award in the Best Annual Reports and Accounts of Public Sector for 2022. Awards Ceremony organized by the Association of Chartered Accountants of Sri Lanka (ICASL) together with the Association of Public Finance Accountants (APFA).

■ In accordance with the National Policy framework, Sustainable Development Goals and Priorities identified by the Ministry of Justice, Prison Affairs &Constitutional Reforms, below are projects carried out by the Annual Action Plan and donations made by other International Organizations and the Progress achieved in the process of formulating Prison Reforms within two year period after commencing the Five Year Plan from 2021 to 2025 implemented in 9 wider area that was approved by the Hon. Minister of Justice under the theme of **"a Right Based Correctional System for a Safer Society"** to implement departmental reforms.

Reducing Prison Overcrowding and Improving Inmates' Residential Facilities.

Having identified requirements of relocating the Colombo Prison Complex (Welikada Prison, Colombo Remand Prison, New Magazine Prison and Women's Wing), Prison Hospital, Center for Research and Training in Corrections to Horana Millewa area, Prison Headquarters to Battaramulla area and officers' quarters of the Prison Headquarters to Malambe area, Ministry of Urban Development and Housing, together with the Urban Development Authority has done planning and design work and the Urban Development Authority has started its procurement procedures and future works after meeting all the basic requirements as per the approval of the Cabinet. As per the Circular no. 3/2022 and dated 26.04.2022 of the Ministry of Finance, discussion under the patronage of the Honorable Minister of Justice, Prison Affairs and Constitutional Reforms, was made to find out about the possibility of starting this project which had been temporarily suspended further work . Urban Development Authority has informed that cost estimate of the Prison Complex expected to built in Horana for 2021has gone up and that cost cannot be met by investing Borella Prison Complex. Accordingly, Hon. State Minister instructed to study the possibility of implementing the project through alternative ways and valuate the premises property of the Colombo Prison Complex by the Valuation Department and obtain the present value. Accordingly, an application has been made to obtain assessed value of the said land from the Valuation Department.

■ 87.1% physical progress has achieved in construction of quarters at New Dumbara Prison-Pallekele. Further, in terms of orders given by the Cabinet Decision No.22/1286/604/022 and dated 05.09.2022 on "Re-programming and Acceleration of Large Scale Projects" under carrying out recommendations of the Committee of Officers Empowered to Re-programme and Accelerate Large-Scale Projects (RAMP), decision has been taken to provide allocation for year 2024 to complete the remaining work of Contract No.-11 of constructing quarters already carried out and suspend contract packages No. 12 and 13 with essential constructions of building quarters and prison buildings and other services.

■ The construction of prison building started in 2020 at Pallansena Prison has achieved 90% physical progress to that point and was expected to be completed in 2024.

■ Planning and design work and preliminary approvals for the construction work of the Gampola Lock Up would be obtained this year and the construction work due to be completed in 2024- 2025.

■ The ICRC did renovation at the kitchen at the Negombo Prison and provided with necessary cooking stoves as well as built an inmates' visiting room.

■ Together with the ICRC, the Prison Brief that consist of international recommendations and guidelines made for Sri Lankan Prisons by summing up local legal framework, was completed.

■ Variety of facilities for inmates such as building and repairing toilets, repairing toilets for disabled inmates, repairing kitchens at prisons, improvement of bathrooms, provision of water facilities, improvement of bathing facilities, improvement of sanitary facilities in prison wards, renovation of bathrooms in prison institutions were done at prison level using allocations from the Annual Budget for Improvement of Inmates' Sanitary Facilities. Renovation of sewage systems at Bogambara and Bossa Prison were started.

Prison Management Reforms

■ Lack of a formal Service Minute has confronted the Department of Prisons with variety of difficulties in recruiting, training, promoting etc. At the time when many regional countries have transformed the Prison Service into a Correctional Service, Sri Lanka Prison Service also must adopt transforming the Prison Service into a Correctional Service under the theme of "Leaders in Corrections" moreover, the committee appointed for that purpose must revise amendments made to the draft Service Minute necessary to maintain its professionalism.

Prison Staff Capacity Development

■ Two officers among applicants who applied for the BSc in Criminology & Criminal Justice from the Department of Prisons to study three-year degree at the Kotalawala Defense University, have passed the relevant examination and started studies. This is expected to strengthen the Class 11 Jailers as officers with knowledge.

■ As there is the ability to develop the knowledge of human rights, which is a very important field in the work of the Prisons Department, and thereby impart the knowledge to other officers, Colombo University has arranged to give the opportunity of a one-year master's degree in human rights to a senior level officer.

■ With the aim of developing officers' knowledge appointed to work in the Procurement and Technical Evaluation Committees of the Department of Prisons and carrying out more productive procurement procedure, essential steps were taken to give opportunity to 02 officers do one-year diploma in Procurement Management and Contract Administration and another two officers to do 03 months training on Procurement under the Skill Development Fund.

■ Steps were taken to give 04 days training program together with the Ministry of Finance on Integrated Treasury Management Information System (ITMIS) at Angunakolapelessa Training School to selected 100 officers from all prisons and accounting section of the Headquarters.

■ 03 Chief Jailers from the Department of Prisons were directed to the National Dangerous Drug Control Board for a three-months certificate course on Dangerous Drug Counseling.

■ An Assistant Superintendent of Prisons was granted an opportunity to study Master's in Sociology at the University of Kelaniya.

■ A chief jailer has been referred to the National Institute of Social Development to pursue a degree in social work.

■ A group of 14 Prison Officers were given the opportunity to participate in a 05 days Scout Training Workshop.

■ 30 officials who are involved in salary preparation in prisons were given 03 days training on salary preparation by Miloda Institute.

■ A training program for 70 Development Officers who were attached to the Department of Prisons in two groups was organized and provided training at the Center for Research and Training in Correction.

■ Tamil Language Training has been arranged for 300 Guards, Sergeants, Jailers and Officers from Combined Service at the Department Prisons to be held at the Center for Research and Training in Corrections in corporate with the Department of Official Languages.

■ A 17-days Drill Training Program was given to 10 drill officers from the Sri Lanka Army Training School, Ampara Konduwatuwan, with the aim of training prison officers as disciplined officers.

■ Steps have been taken to conduct firearms training for 100 Prison Guards and 60 jailers at Katukurunda Police Training College.

■ A training workshop on statistics and data preparation was held for 60 officers who record prisoners data in the Prisoners Registration Division of the Department of Prisons. In this way, it is possible to get more accurate data reports by calculating inmates data related to morning unlock and closing in the evening on a unified basis.

■ Steps were taken to organized a store training workshop for 77 Jailers and Sergeants working in the Stores Section and training workshop for preparation of pension files for 70 officers of Staff Clerks Section at all prisons.

■ Steps were taken to hold 02-weeks training program for 26 promoted Class-1 jailers.

■ Steps were taken to hold a training program on Basic Computers for 60 prison officers

■ One of the officer from the Prison Department was arranged to participate in a training program on Disciplinary Procedures organized by the Skill Development Fund.

■ A 4-days training workshop has been organized for 90 Vocational Training Officers.

■ 05 Officers representing the Department of Prisons participated to the 14th Asian Criminology Conference under the theme of "Crime and Criminal Justice: Sustainable Development, Peace and Security in Asia", jointly organized by the Asian Criminology Association and the Department of Criminal Justice, General Sir John Kotalawala Defense University and two officers among them arranged to present their research summaries to the conference. Head of the Department of Prisons also participated to the conference thereby officers got opportunity to improve their academic knowledge about criminology.

■ Two Prison officers representing the Department of Prisons-Sri Lanka participated to the **"International Corrections and Prisons Association"** held in Belgium. Conference opens up the possibility of updating knowledge on new trends and good practices in correctional and prison services internationally.

■ Also, arrangements were made to direct Superintendents of Prisons and Assistant Superintendents of Prisons to study the prison systems in Asian countries such as Maldives, Singapore, India, thereby these officers had an opportunity to observe correctional systems of other countries in the region.

■ In addition to the allocations set aside from the Annual Action Plan, making arrangements to hold following training workshops together with UNODC/ organizations.

i. 136 Prison Officers participated 05 groups for 05 days training programs on Dynamic Security.

ii. 27 Officers participated to two-day training program related to Virtual Courts.

iii. 50 Officers in 2 groups participated to 04 days training on Incident Management.

iv. 50 Officers in two groups participated to two-days training program on Information Technology and Communication.

Prison Ordinance/Act Reforms

■ Attention has been paid to revise rules (rules published in the Extraordinary Gazette of the Sri Lanka Democratic Socialist Republic of Sri Lanka no.7093 on 19./03/1920) that were made by the Minister of Justice under section 94 of Sri Lanka Prison Ordinance (54 authority) owing to certain facts identified in practically implementing 80th rule that was, further emended by Extraordinary Gazette of the Sri Lanka Democratic Socialist Republic of Sri Lanka no.2288/15on 12/07/2022.

■ The rules in connection with the Prisons Emergency Response Tactical Force and Officers' duties were scheduled and having submitted observations of the Department of Prisons, steps were taken to submit those amendments to Legal Draftsman.

■ At present, some committees on introducing new concepts such as Penal Policy and House Arrest into the law have been appointed, and further work is being carried out. With the approval for these recommendations, the legal drafter will draft new laws and Prisons Ordinance with new laws would be amended in the future.

Strengthening the Prison Security Procedure

■ Installation of a security camera system in prisons can help to strengthen security inside and outside prisons, facilitate management and monitor of daily activities in prisons, and reduce possible irregularities inside and outside the institutions. Accordingly, installation of security camera systems in the Colombo Prison Complex , for example Welikada, New Magazine, Colombo Remand, Women's Section and the Prison Hospital and installation of an operational room in the Emergency Response Tactical Force Office were completed in the first half of the year.

■ A CCTV camera system was installed at the Prison Headquarters.

■ Sri Lanka Emergency Response Tactical Force began to cover all tasks of the Police Special Task Force after withdrawing from external search operations carried out at Angunakolapalassa Prison and Colombo Prison Complex.

■ UNODC provided necessary computer facilities to start the Virtual Courts Program at prisons in Southern Province that give an opportunity to produce inmates to court proceedings online from prisons themselves. Preliminary works were completed to start related construction works in Angunakolapallassa, Galle and Kalutara Prisons and necessary digital screens were also provided. Virtual Courts answer most of issues such as preventing special category inmates from being attacked outside the prison, being able to conduct court proceedings more systematically and at a minimum cost, and reducing human resources used for court security. Also, system prevent the possibility of entry of prohibited substances into prisons.

■ CCTV Camera were installed in 14 Prison Buses to monitor the escorting services of 05 prison institutions namely Angunakolapalassa, Bussa, Mahara, Colombo Remand, Negombo and Bogambara.

Improving Prison Healthcare

■ Medical clinic was held to prison officers and their family members at the Center for Research and Training Corrections with the participation of consultants from the Ministry of Health

■ The project to develop Pallansena Correctional Center as a quarantine center was started constructing in 2020 and 04 two-storey prison buildings have already been completed. Sewage system and water supply works are being done. 90% of the overall physical progress of this project has been achieved. Strengthening the Inmate Correctional Procedure and Process of Productive Utilization of Labour Force.

Encouraging correctional process of prisoners and Measures for effective utilization of workforce

In parallel with 100 years of Prison Scouts celebration, 04th Residential Scout Camp was held with the participation of 400 inmate scouts and over 100 scout leaders for 03 days at the Pallekele Open Prison Camp. Personality development, leadership development, team spirit, spiritual development, emotional control, physical fitness and improvement of good conduct are expected and acted as one dimension of the rehabilitation. This is expected to develop and qualities of the residents and is implemented as one dimension of the rehabilitation process.

■ "Sira Sara Shilpa 2023", an industry exhibition and sale to showcase creative skills of inmates was held on 10, 11 and 12 April 2023 for the second time, at Battaramulla Diyatha Uyana Premises. Industry exhibition meant to be developed skills of the inmates and to bring these inmates products closer to thepublic, to promote market for inmates products and open employment opportunities to suit their abilities with social reintegration.

■ New library and counseling center was declared open to improve education level and popularize use of book among inmates at Drug Treatment and Rehabilitation Center-Werawila.

■ An exhibition of inmates' paintings under the theme of " Not Imprisoned Paintings" from prisons all over the country were open to the public at the Auditorium of the Colombo Public Library in parallel to 25th Prisoner's Day. The beauty and skills of people who were incarcerated but not their thoughts, were displayed in this way.

■ Art can be defined as one dimension of rehabilitating and socializing inmates. Thus, selected inmates and officials from prisons all over the island live perform with singing, playing, dancing and acting in the concert called **"Lalitha Sira Sara II"** opened for public pleasure on 10.11.2023 at Nelum Pokuna Theatre. This was organized, jointly by the Department of Prisons and the Prisoner Welfare Fund (Welikada Sub Committee) and a number of artists gave their help with this worthy task.

■ To combat the issue of overcrowding prisons, apart from general amnesty policy process, a special amnesty mechanism was introduced through a review process, under which a committee was appointed to make recommendations to consider reducing sentence period and granting special amnesty to short-term prisoners. Meanwhile, committee has given its recommendations regarding 154 prisoners under the method.

■ Public and Private partnership projects were expected to use inmates' labor effectively and provide them with professional skills in many fields. Therefore, project proposals were invited to establish prison-related industries from private entrepreneurs. Accordingly, a number of project proposals were received in addition to existing P.G. Martin Project at Welikada Prison and Toss Lanka Project in Mahara Prison. , among which new shoe production project was started in Angunakolapelessa Prison and several other projects have been approved to be started in the future. Further, a new shoe production project also, started at Angunakolapalassa Prison and several other inmates projects have been approved to be established in the future. Inmates will be paid a salary and will have a opportunity to socialize with professional strength

■ An existing building must be renovated to keep equipments provided by the UNODC to start a bakery school at Pallekele Open Prison Camp. Building repairing work was started this year to install bakery equipments and therefore bakery school is scheduled to be started in 2024 with the completion of building renovation.

■ United Nations Office on Drugs and Crime (UNODC) has installed all infrastructure and equipments related to solar powered water distribution system, greenhouse and mushroom cultivation projects provided under the theme of " From Fertile Prison to Farmland", agriculture project for Pallansena Prison and Mahara Prison.

Implementation of the e-Prison Concept

■ Prisoners Information Management System (PIMS) will be able to be implemented in all institutions and thereby prisons could computerize all prisoner's details from admission to release from custody. Information managed by files earlier could be enter into the computer. During this year, 66 computers were provided to carry out the system in prisons throughout the island.

Improving prison staff facilities, improving welfare benefits and uplifting sports skills

■ State Service Softball Cricket Tournament was held with the participation of 68 teams representing government institutions. Prison Team and the Fire Service Department team qualified for the finals and the Department of Prisons won the runner-up title.

■ 36th National Grand Games organized by the Sri Lanka Veterans Athletics Association was held at the Sugathadasa Stadium in Colombo with the participation of Indian and Sri Lankan Athletes. Mr.S.R.J.Rupasingha from Kuruvita Prison won the bronze medal at the 5000m walking event aged between 35-39 years (male and female).

■ Department of Prisons won category A and category B championships in the Public Service Cricket Tournament after a strong battle between Prison A Group and the Police Department Team and Prison B Group and Electricity Board team in the final match.

■ With the aim of improving sports skills of officers at the Department of Prisons, Prisons Sports & Welfare Association held the Sports Festival-2023 at the Wesley Sports Ground in Colombo. Athletes representing all prison institutions participated in running events, football, netball, cricket and handball and the overall championship of the tournament was won by the Prison Emergency Response Tactical Team and the runner-up was the Mahara Prison.

SPORTS FOR UNITY
SPORTS CARNIVAL
2023

■ Prison Department Sports and Welfare Association, the Prison Department Buddhist Association and Sports and Welfare Associations of Prison Institutions donated exercise books to 4123 officers' children at 31 prison institutions island wide.

■ The Inter-Prison Badminton Tournament was held for two days at the Sabaragamuwa Indoor Stadium with representation of 30 teams of athletes. Women's singles championship was won by Kegalle Prison, men's singles championship was won by the Prison Headquarters and the open team championship was won by Kuruwita Prison.

■ Renovation of the three-storied officers' quarters which was in need of repairing at the Colombo Prison Premises was started this year and completion is expected to be done in 2024.

■ Prison Department Mutual Provident Fund Co-operative Society held its 84th anniversary and scholarship award ceremony and awarded scholarships to 28 children of prison officers who have been selected to university in 2021 and 2022.

■ Construction work of a new barrack for Emergency Response Tactical Force Officers was started this year and construction work of this barrack which is built by Nerd Technology is scheduled to be completed in 2024.

Challenges

■ Most of short-term planning mentioned in the "Plan for Solutions to Prison Over Crowding" achieved and implementation of medium-term planning pointed out to be carried out within the legal framework and long-term planning including development of infrastructure facilities identified to expand the capacity to meet international standards by new constructions.

■ Lack of adequate transport facilities for inmates who are daily escorted to court proceedings, medical clinics, other prisons etc.

■ Taking necessary steps to pay salaries and allowances to prison officers that have been increased on several occasions but not paid so far.

■ As annual budget allocations for repairing existing buildings in Welikada and Kalutara prisons (unsuitable and discarded) are insufficient, allocations must be made and building must be repaired to due standards.

■ Amendments to the Prison Ordinance and related laws and completion of process of obtaining necessary approvals.

■ Implementation of prison health reforms need to be carried out jointly with the Ministry of Health in the Five- Years Plan of the Department of Prisons .

■ Introducing a suitable methodology for female prisoners to spend the last period of their sentence with a proper environment for socialization.

■ Schedule of a necessary program to provide vocational training opportunities for female inmates.

■ Design a special rehabilitation program for young offenders themselves and taking steps to develop professional skills of them. Also detaining young women offenders separately from adult and design a special type rehabilitation program for them as well.

■ Design a rehabilitation model based on case study required for rehabilitation of special type prisoners.

Future Goals

■ Allocation from coming years for the construction of remaining prison buildings and other services required to complete the construction of the Pallekele Prison.

■ Improvement of remaining infrastructure required to modify the Weerawila Open Prison Camp to Rehabilitation Center that could treat and rehabilitate drug addict inmates.

■ Commencement of planning and design work of the Wariyapola Prison Expansion Project and construction of the watchtowers that are essential for the prison.

■ Commencement of construction work of the administrative building and other buildings at Mahara Prison.

■ Planning and design a formal sewerage system for identified prisons from allocation to improve inmates sanitary facilities and starting construction work.

■ Jointly with the Urban Development Authority and Ministry of Justice, re-commencing work required to relocate the Colombo Prison Complex.

■ Construction of the administrative building required for Bossa Prison and renovation of old prison buildings.

■ Instead of traditional personal inspection that is used to deter various prohibited substances entering into prisons, installation of Security Camera Detection Systems as a technological strategy in the prisons such as Dumbara, Galle, Anuradhapura, Matara, and Wariyapola. Also, providing necessary provisions to purchase parcel scanners, body scanners, telephones and related devices and walk-through to prison institutions.

■ With relocation of the Matara Prison, the Policy

Agreement was granted by the Department of National Planning to build the existing Remand Prison in Matara Fortress in the land extended of 3.1038 hectares adjacent to the Kotawilawatta New Court Complex. Therefore, project was scheduled to be started in 2024 subsequent to allocation for planning and design. According to the Cabinet Memorandum dated 08.06.2018, the completion of construction was approved under the medium-term budget framework of 2019-2021 under an estimated cost of Rs.2950 M, no allocation allotted under the Budget 2019/2020/202. Therefore, in the year 2024, the necessary allocations for planning and design have been set aside and the project has been targeted to start.

■ Provision of computers and other devices required to operate the Inmates Information System. Identifying related devices that will help to enter biometric data into the system and carrying out necessary work to develop the software for that. Also, in parallel with construction work of the administrative building of the Mahara Prison, working on networking.

■ Introduction of the Online Medical Consultation Service (Tele Medicine) to improve and make the health facilities in prison institutions more efficient.

■ Oobtaining the approvals for the Service Minute designed to transform the Prison Service a professional service.

■ Implementing recommendations of 05-Member Committee Report related to the Mahara Prison riot.

■ Implementing tasks mentioned in the five years plan of the Department of Prisons which could not be implemented so far and regulating the progress of works currently in progress.

■ Implementation of main requirements and related recommendations identified by the Human Rights Commission of Sri Lanka through studying Sri Lanka Prison System

■ According to the studies conducted in by the Department of Prisons, implementation of recommendations pointed out in special reports for years 2018 and 2023 directed by the Auditor General.

H.M.T.N. Upuldeniya
Commissioner General of Prisons

Highlights of the Department of Prisons

From 01.01.2023 To 31.12.2023

Annual Pirith Chanting

With the aim of wishing all officers of the Department of Prisons, their family members, all inmates in all prisons and all countrymen good health, the Buddhist Association of All Ceylon Prison Officers held at the annual Pirith Chanting and the following day morning Dhana at the auditorium of the Prison Headquarters with the participation of the Chief Incumbent of the Vishuddharama Vihara- Dematagoda.

Opportunity for prison officers to study at Sir John Kotalawala Defense University

The Commissioner General of Prisons, Mr.Thushara Upuldeniya best wishes two officers who works at the Emergency Response and Tactical Force of the Department of Prisons , Class II Jailer, M.A. Samarasinghe and Class II Jailer (Female), E.M.A.P.Ekanayake for being eligible, for the first time from the Department of Prisons, to do the Bachelor of Science in the Criminology & Criminal Justice at the General John Kothalawala Defense University.

Chapter 02

Development of industry and agriculture

With the intention of improving industrial and agricultural activities and making the process of rehabilitation prisoners a reality, an observational tour of the Commissioner General of Prisons to Mahara Prison and Pallansena Correctional Center for Young Offenders to observe issues relating mushroom and other cultivations.

Equipment for prisoners from UNODC

United Nations Organization on Drugs and Crime (UNODC) officially handed over several equipments to the Department of Prisons for inmates use.

SiraSara Shilpa - 2023

Opening ceremony of "Sirasara Shilpa 2023", industry exhibition and sale that showcases creative skills of the inmates, was held for the second time under the patronage of Honorable Minister of Justice, Prison Affairs and Constitutional Reforms and President's Attorney at Law, Dr.Wijedasa Rajapaksa, and Honorable State Minister of Justice and Prison Affairs, Attorney at Law, Mr.Anuradha Jayaratne at Diyatha Uyana Premises at Battaramulla.

Prisoner's Day - 2023

Prisoner's Day was celebrated even in 2023 in a grand manner under the patronage of the Honorable Minister of Justice, Prison Affairs and Constitutional Reforms, President's Attorney at Law, Dr.Wijedasa Rajapaksa and the Honorable State Minister of Justice and Prison Affairs, President's Attorney at Law, Mr.Anuradha Jayaratne.

Chapter 02

Lalitha Sirasara - 2023

The Inauguration Ceremony of "Lalitha Sirasara 2023" that showcases skills of prison inmates and officers, was held for the second consecutive time at the Nelum Pokuna Theater under the patronage of the Honorable Minister of Justice, Prison Affairs and Constitutional Reforms, the President's Attorney at Law, Dr. Wijedasa Rajapaksa and the Honorable State Minister of Justice and Prison Affairs, Attorney at Law, Mr. Anuradha Jayaratna.

Inmates Scout Camp - 2023

Arrangements have been made by the Department of Prisons to hold 04th Inmates Scout Camp that would help socialize inmates as better citizens, with the participation of 500 inmates at the Open Prison Camp in Pallekele. The Minister of Justice, Prison Affairs and Constitutional Reforms, President's Attorney at Law, Dr.Wijedasa Rajapaksa was due to attend the opening ceremony as the chief guest. Occasion of officially presenting medal and handkerchief issued for the camp to the Commissioner General of Prisons, Mr Thushara Upuldeniya.

Assistant Superintendent of Prisons Promotions

Commissioner General of Prisons handed over 15 appointment letters to Assistant Superintendent of Prisons vacated at the Department of Prisons.

Chapter 02

Religious programs

Religious programs are, constantly conducted through out the rehabilitation process of prison inmates. As one such program, Dharma discussion and meditation program were conducted to provide religious understanding to the inmates of Magazine Prison.

Sira Nowu Situwam

Art exhibition, “Sira Nowu Situwam” was held in parallel with 25th Prisoners Day.

ලලිත
සර සර

Overall Financial Performance for the Year ending 31 December 2023

Chapter 3

3.1 Financial Performance Statement

ඒසීඒ-එම්

Statement of Financial Performance
for the period ended 31st December 2023

Table 3 - 1

Revised Budget Allocations 2023 Rs.		Note	Actual 2023 Rs.	Actual 2022 Rs.	
-	**Revenue Receipts**				
-	Income Tax	1	-	-	ACA-1
-	Taxes on Domestic Goods & Services	2	-	-	ACA-1
-	Taxes on International Trade	3	-	-	ACA-1
70,000,000	Non Tax Revenue & Others	4	93,790,247	65,589,108	ACA-1
-	**Total Revenue Receipts (A)**		**93,790,247**	**65,589,108**	
-	**Non Revenue Receipts**				
-	Treasury Imprests		11,264,837,000	8,312,308,000	ACA-3
-	Deposits		27,506,291	36,898,582	ACA-4
280,000,000	Advance Accounts		316,137,756	252,879,188	ACA-5
	Other Main Ledger Receipts		-	-	
-	**Total Non Revenue Receipts (B)**		**11,608,481,047**	**8,602,085,770**	
-	**Total Revenue Receipts & Non Revenue Receipts C = (A)+(B)**		**11,702,271,294**	**8,667,674,878**	
	Remittance to the Treasury (D)		64,971,476	30,093,893	
-	**Net Revenue Receipts Non Revenue Receipts E = (C)-(D)**		**11,637,299,818**	**8,637,580,986**	
	Less: Expenditure				
-	**Recurrent Expenditure**		-	-	
4,610,000,000	Wages, Salaries & Other Employment Benefits	5	4,525,080,718	4,546,016,496	ACA-2(ii)
6,904,000,000	Other Goods & Services	6	6,375,748,051	3,501,665,097	ACA-2(ii)
23000000	Subsidies, Grants and Transfers	7	19,528,290	21,278,315	ACA-2(ii)
-	Interest Payments	8	-	-	ACA-2(ii)
-	Other Recurrent Expenditure	9	-	-	ACA-2(ii)
11,537,000,000	**Total Recurrent Expenditure (F)**		**10,920,357,159**	**8,068,959,907**	
	Capital Expenditure				
467,000,000	Rehabilitation & Improvement of Capital Assets	10	231,116,618	55,990,416	ACA-2(ii)
542,000,000	Acquisition of Capital Assets	11	300,601,728	250,695,654	ACA-2(ii)
-	Capital Transfers	12	-	-	ACA-2(ii)
-	Acquisition of Financial Assets	13	-	-	ACA-2(ii)
4,500,000	Capacity Building	14	4,473,418	4,615,868	ACA-2(ii)
20,500,000	Other Capital Expenditure	15	14,237,421	15,660,821	ACA-2(ii)
1,034,000,000	**Total Capital Expenditure (G)**		**550,429,185**	**326,962,758**	
	Deposit Payments		19,921,977	52,422,491	ACA-4
290,000,000	Advance Payments		383,293,277	295,105,983	ACA-5
	Other Main Ledger Payments		-	-	
	Total Main Ledger Expenditure (H)		**403,215,254**	**347,528,475**	
	Total Expenditure I = (F+G+H)		**11,874,001,598**	**8,743,451,140**	
13,211,000,000	**Balance as at 31st December J=(E-I)**		(236,701,780)	(105,870,154)	
	Balance as per the Imprest Adjustment Statement		(236,701,780)	(105,870,154)	ACA-7
	Imprest Balance as at 31st December		-	-	ACA-3
			(236,701,780)	**(105,870,154)**	

3.2 Statement of Financial Position

Table 3 - 2

ACA-P

Statement of Financial Position
As at 31st December 2023

	Note	Actual 2023 Rs	Actual 2022 Rs
Non Financial Assets			
Property, Plant & Equipment	ACA-6	11,189,480,019	10,223,624,941
Financial Assets			
Advance Accounts	ACA-5/5(a)	286,436,655	219,281,135
Cash & Cash Equivalents	ACA-3	-	-
Total Assets		11,475,916,674	10,442,906,076
Net Assets / Equity			
Net Worth to Treasury		138,573,593	79,002,387
Property, Plant & Equipment Reserve		11,189,480,019	10,223,624,941
Rent and Work Advance Reserve	ACA-5(b)		
Current Liabilities			
Deposits Accounts	ACA-4	147,863,062	140,278,748
Unsettled Imprest Balance	ACA-3	-	-
Total Liabilities		11,475,916,674	10,442,906,076

Detail Accounting Statements in ACA format Nos. 1 to 7 presented in pages from ..07... to..35. and Annexures to accounts presented in pages from 36.. to .254... form an integral part of these Financial Statements. The Financial Statements have been prepared in complying with the Generally Accepted Accounting Principles whereas most appropriate Accounting Policies are used as disclosed in the Notes to the Financial Statements and hereby certify that figures in these Finacial Statements, Notes to accounts and other relevant accounts were reconciled with the Treasury Books of Accounts and found in agreement.

We hereby certify that an effective internal control system for the financial control exists in the Reporting Entity and carried out periodic reviews to monitor the effectiveness of internal control system for the financial control and accordingly make alterations as required for such systems to be effectively carried out.

Chief Accounting Officer	Accounting Officer	Chief Financial Officer/ Chief Accountant/ Director (Finance)/ Commissioner (Finance)
Name :	Name :	Name :
Designation :	Designation :	
Date : 07.02.2024	Date : 22/02/2024	Date : 22/02/2024
M.N. Ranasinghe Secretary Ministry of Justice, Prison Affairs and Constitutional Reforms No. 19, Sri Sangaraja Mawatha, Colombo 10.	H.M.T.N. Upuldeniya Commissioner Genaral of Prisons Prison Headquarters Colombo 09.	D.M.P. Karunarathne Commissioner of Prisons (Finance) Prison Headquarters Colombo 09.

3.3 Cash Flow Statements

Table 3 - 3

ACA-C

Statement of Cash Flows
for the Period ended 31st December 2023

	Actual	
	2023 Rs.	2023 Rs.
Cash flows from Operating Activities		
Total Tax Receipts	-	-
Fees,Fines,Penalties and Licenses	-	-
Profit	-	-
Non Revenue Receipts	-	-
Prison Industrial Agriculture Advance Income Receipts	93,790,247	65,589,108
Revenue Collected on behalf of Other Revenue Heads	198,750,689	187,545,468
Imprest Received	11,264,837,000	8,312,308,000
Recoveries from Advance	315,218,684	253,761,623
Deposit Received	27,506,291	36,898,582
Total Cash generated from Operations (A)	**11,900,102,911**	**8,856,102,781**
Less - Cash disbursed for:		
Personal Emoluments & Operating Payments	10,882,649,679	8,039,492,743
Subsidies & Transfer Payments	19,528,390	21,278,315
Expenditure incurred on behalf of Other Heads	5,088,694	118,490,145
Imprest Settlement to Treasury	64,971,476	30,093,893
Advace Payments	383,353,477	295,105,983
Deposit Payments	19,921,977	52,422,491
Total Cash disbursed for Operations (B)	**11,375,513,693**	**8,556,883,570**
NET CASH FLOW FROM OPERATING ACTIVITIES (C) = (A) - (B)	**524,589,217**	**299,219,211**
Cash Flows from Investing Activities		
Interest	-	-
Dividends	-	-
Divestiture Proceeds & Sale of Physical Assets	7,114,099	-
Recoveries from On Lending	-	-
Total Cash generated from Investing Activities (D)	**7,114,099**	-
Less - Cash disbursed for:		
Capital Expenditure	531,703,316	299,219,211
Total Cash disbursed from Investing Activities (E)	**531,703,316**	**299,219,211**
NET CASH FLOW FROM INVESTING ACTIVITIES (G) = (C) - (F)	**(524,589,217)**	**(299,219,211)**
NET CASH FLOW FROM OPERATING & INVESTING ACTIVITIES (G) = (C) + (F)	**-**	**-**
Cash Flows from Financing Activities		
Local Borrowings	-	-
Foreign Borrowings	-	-
Grants Received	-	-
Total Cash generated from Financing Activities (H)	**-**	-
Less - Cash disbursed for:		
Repayment of Local Borrowings	-	-
Repayment of Foreign Borrowings	-	-
Total Cash disbursed from Financing Activities (I)	**-**	**-**
NET CASH FLOW FROM INVESTING ACTIVITIES (J) = (H) - (I)	**-**	**-**
Net Movement in Cash (K) = (G) + (J)	-	-
Opening Cash Balance as at 1st January	-	-
Closing Cash Balance as at 31st December	**-**	**-**

Annexure-(i)

Statement of Losses and Waivers

(Losses under F.R. 106 and F.R. 113)

Expenditure Head No : 232 Ministry / Department / District Secretariat : Department of Prisons
Programme No. & Title : 01 - Operational Activities

(i) Statement of Losses Recovered/Written off/Waived off during the year.

		Value	No.of Cases	Total Amount (Rs.)
Below	Rs.	25,000.00	62	564,871
Over	Rs.	25,000.01	54	3,904,807
		Total	116	4,469,678

Classification of the cases by nature of Losses.	No.of Cases	Value (Rs.)
	No	No
Total	No	No

(ii) Statement of Losses being held to be Written off/Waived off or recoverable so far

		Value	No.of Cases	Total Amount (Rs.)
Below	Rs.	25,000.00	41	466,925
Over	Rs.	25,000.01	150	101,361,088
		Total	191	101,828,012

Table 3 - 4

Age Analysis per (ii)

Less than five years	No.of Cases	78
	Amount	49,955,804
5-10 years	No.of Cases	80
	Amount	15,651,990
Over 10 years	No.of Cases	33
	Amount	36,220,218

Classification of the cases by Nature of Losses - (Less than 05 years)

		Value (Rs.)
1	Accident to the Bus NC-0582 Matara prison Taken plase on December.21 2023 in pitabaddara	72,600
2	Accident to the Car CAC-9164 Matara prison Taken plase on Novamber.21 2023 in prison Quartes area	56,000
3	Accident to the Bus GK-0582 Anuradapura prison Taken plase on Novamber.03 2023 in kadireshan kovila	21,500
4	Accident to the Bus NC-2664 prison Taken plase on Octomber.06 2023 in wadduwa hoddara mulla area	72,600
5	Accident to the Car PF-7585 prison Hedquarters Taken plase on Octomber 19 2023 in Bambalapitiya	39,700
6	Accident to the Bus NC-0612 C.R.P Taken plase on September.07 2023 in hed Quarters	49,350
7	Accident to the Cab PF-7596 Magazin prison Taken plase on August.21 2023 in higway Exit	5,000,000
8	Accident to the Car KA-6939 prison Hedquarters Taken plase on August 16 2023 in higway Exit waththla	2,000,000
9	Accident to the Car KM-0903 prison Hedquarters Taken plase on August 12 2023	64,200
10	Accident to the cab JK-7783 matara prison Taken plase on August 30 2023	26,575
11	Accident to the Cab PF- 7585 prison Headquarters Taken plase on July 27 2023 Prison hed quarters car park	25,400
12	Accident to the Cab PF-7585 prison Headquarters Taken plase on July 27 2023 Senanayaka junction	17,600
13	Accident to the Cab PF- 7601 trinko prison Taken plase on July.23 2023	78,929

36

14	Accident to the cab PF-7614 prison Hedquarters Taken plase on july 19 2023 in boralla sampath bank car park	26,750
15	Accident to the cab KD- 3718 prison Hedquarters Taken plase on july 19 2023 in kalagedihena area	183,800
16	Accident to the Ambulance GG-7357 Badulla prison Taken plase on july.09 2023 in prison car park	58,251
17	Accident to the Bus NC-0582 C.R.P Taken plase on may.29 2023 in mirihana kattiya area	50,350
18	Accident to the Bus NC-0599 prison training school Taken plase on may.20 2023 in marawial	55,588
19	Accident to the cab PD- 8741 prison Hedquarters Taken plase on May.12 2023 near in justice ministry	138,050
20	Accident to the car 301 -5498 prison Hedquarters Taken plase on May.02 2023 near in boralla lanka bank	77,230
21	Accident to the Bus NB-6212 Galla prison Taken plase on may.04 2023	1,116,080
22	Accident to the Bus NC-1850 Matara prison Taken plase on april.28 2023 in thalahangamwaduwa area	1,200
23	Accident to the Bus NC-0611 Badulla prison Taken plase on aprail.26 2023 in Boralanda ara	107,810
24	Accident to the Car 68-5533 Anuradhapura prison Taken plase on march.23 2023	225,500
25	Accident to the Cab PF-7596 Matara prison Taken plase on March.07 2023 in basline rd	42,800
26	Accident to the Cab PF-7596 Matara prison Taken plase on February.15 2023 in basline rd	47,000
27	Accident to the Cab PF-7596 Matara prison Taken plase on january.07 2023 in gangarama temple	12,700
28	Accident to the Cab No PF-7611 of kaluthara prison, taken place on January 23 2023 near kaluthara bustand	545,000
29	Accident to the car no KR-7698 of Prison Headquarters, taken place on January 28, 2022 in senanayaka jun. Area	24,250
30	Accident to the Bus No NC - 0582 of Matara Prison , taken place on january 05, 2023 banndaragama area.	108,020
31	Accident to the Bus No 63-2914 of Bogambara prison, taken place on January 13, 2022 in Matale Ukuwela Area.	121,200
32	Accident to the bus no. GC-5003 of Mahara Prison, taken place on March 25 2022 in Yatiyana area-.	38,560
33	Accident to the Bus No 62-3339 of Prison Headquarters, taken place on April 04, 2022 in Mathugama Area	176,500
34	Accident to the Bus No NB-6203 of Colombo remand prison, taken place on May 09, 2022 in Koswatta Area	916,000
35	Accident to the Bus No NC-1844 of Colombo remand prison, taken place on May 09, 2022 in Radawadunna Area	413,500
36	Accident to the Cab No 57-4690 of Welikada Prison, taken place on September 16, 2022 in Welikada Premisess	75,250
37	Accident to the Bus No JK-7789 of galla prison 2022.09.01 taken place on Desiawatta Work Camp	101,900
38	Accident to the Bus No 61-6124 of Jaffna Prison, taken place on Octoberr 17, 2022 in Nekeththegama Area	116,000
39	Accident to the Bus No 60-5987 of Bogambara prison, taken place on November 04, 2022 in Bakamoona Laggala Area	82,500
40	Accident to the Cab No PF-7615 of kaluthara prison, taken place on December 30, 2022 inside the prison premises	320,266
41	Accident to the Cab No PF -7595 of Kuruwita Prison, taken place on February 26, 2021 near prisons lockup Balangoda .	25,087
42	Accident to the Bus No NB- 6211 of Kuruwita Prison, taken place on December 09, 2021 near 100th mile post on Embilipitiya Pelmadulla road.	97,500
43	Accident to the Bus No NC-0615 of Monaragala Prison, taken place on June 24, 2021 in Padalangala junction.	66,450
44	Accident to the Bus No GC-5245 of Jaffna Prison, taken place on July 28, 2021 near Omanthai police barrier.	36,715
45	Accident to the Bus No GD-6615 of Jaffna Prison, taken place on October 25, 2021 inside the prison premises.	-
46	The Cab No PA-3158 Which belongs to Weerawila Prison met with an accident.	14,000
47	Accident to the Bus No NC-0593 of Galle Prison, taken place on August 29, 2021 in Ahungalla area.	204,535
48	Accident to the Bus No NC-0603 of CRP, taken place on May 25, 2021 in Kurunegala Dambulla road.	759,088
49	Accident to the Van No NC-5426 of CRP, taken place on November 22, 2021 in Seegiriya Digampathana area.	8,680,176
50	Accident to the Van No NC-2664 of CRP, taken place on February 10, 2020 near magistrate court in Battaramulla area.	44,100
51	Accident to the Bus No NC-0612 of CRP, taken place on February 18, 2020 in Parliament road.	85,200
52	Accident to the Bus No GD-6560 of Badulla prison, taken place on March 31, 2020 near Haggala botanical garden in Nuwaraeliya area.	1,242,500
53	Accident to the Cab No PF-7586 of CRP, taken place on April 11, 2020 near SP's quarters.	-
54	Accident to the Bus No NC-0612 of CRP, taken place on April 14, 2020 infront of the prison hospital.	33,000

55	Accident to the Bus No 62-3336 of CRP, taken place on August 21, 2020 in Yakkala Weediyawaththa area.	75,750
56	Accident to the Bus No GC-5002 of CRP, taken place on September 22, 2020 in Welikanda Aselapura area.	13,100
57	Accident to the Car No KM-0894 of Prison Headquarters, taken place on October 05, 2020 near Borella Audit office.	28,500
58	Accident to the Cab No PF-7585 of Prison Headquarters, taken place on October 27, 2020 inside the Angunukolapelessa prison premises.	17,200
59	Accident to theVan No PH-1909 of Kuruwita Prison, taken place on October 28, 2020 while coming back from Kuruwita Bank of ceylon.	69,984
60	Accident to the Cab NoPF-7629 of Galle Prison, taken place on October 29, 2020 near Mahamodara hospital.	161,920
61	The value of the damage coursed due to the unrest created by the convicted and remand inmates in the Mahara prison on November 29, 2020.	24,037,368
62	Accident to the Cab No PF-7601 of Trincomalee Prison, taken place on December 23, 2020 inside the prison premises.	101,569
63	Accident to the Layland Bus No WP NC -0578 of Galle Prison, taken place on December 25, 2019 in Ambalanthota area.	159,926
64	Accident to the Cab No 52-4801 of Angunakolapelessa Prison, taken place on November 15, 2019 due to a buffalo disturbance.	38,000
65	Accident to the Bus No GD-6658 of CRP, taken place on August 14, 2019 near CRP.	82,950
66	Accident to the Bus No 63-0503 of Kalutara prison, taken place on August 23, 2019 near Kalutara prison.	10,500
67	Accident to the Cab No PF-7599 of Jaffna prison, taken place on August 11, 2019 near Jaffna prison.	171,052
68	Accident to the Mitsubishi L-300 vehicle No JN-6438 of Welikada prison, taken place on August 09, 2019 near Ananda College in Maradana area.	551,550
69	Accident to the Bus No GD-6658 of CRP, taken place on August 09, 2019 near CRP.	-
70	Accident to the Van No NC-2664 of CRP, taken place on August 09, 2019 near Anuradhapura prison.	40,400
71	Accident to the Bus No GK-1041 of CRP, taken place on August 09, 2019 near CRP.	139,500
72	Accident to the Van No NC-2664 of CRP, taken place on August 09, 2019 in Maradana Junction.	36,000
73	Accident to the Cab No PF-7586 of CRP, taken place on July 08, 2019 near CRP.	53,750
74	Accident to the Cab No 52-4801 of Angunakolapelessa Prison, taken place on June 26, 2019 in Angunakolapelessa area while parking on the road.	40,000
75	Accident to the Van No PH-1916 of Vavuniya Prison, taken place on March 25, 2019 near Vavuniya General Hospital.	16,650
76	Accident to the Van No NC-2664 of CRP, taken place on Marchr 12, 2019 in CRP premises.	25,325
77	Accident to the Van No GY-0688 of Angunakolapelessa Prison, taken place on January 19, 2019 near Angunakolapelessa Prison.	70,300
78	Accident to the Cab No PF-7585 of Prison Headquarters, taken place on January 01, 2019 in Bandarawela area.	19,650
	Sub Total	**49,955,804**

Classification of the cases by Nature of Losses - (5 - 10 Years)

1	Accident to the Bus No NA - 8445 of CRP, taken place on December 12 2018 in vauxhall street Colombo 02.	61,450
2	Accident to the Bus No NC - 058 of Matara Prison , taken place on December 06, 2018 near Navy Camp in Galle area.	218,975
3	Accident to the Cab No PF - 7585 of Prison headquarters ,taken place on December 06,2018 near SP's quarters.	15,700
4	Accident to the Car No KM - 0899 of Prison headquarters, taken palce on November 27, 2018 in Baseline road near the Magazine Prison.	56,050
5	Accident to the vehicle no. JQ - 6624 of prison headquarters taken place on November 24 ,2018 in Dematagoda area	43,700
6	Accident to the Bus No NC - 2664 of colombo remand prison , taken place on November 10,2018 near the Ambalangoda Bus Stand	13,400
7	Accident to the Bus No GK - 1043 of Anuradhapura Prison, taken place on October 24, 2018 in Anuradhapura Padeniya road near Brahmanagama	168,000
8	Accident to the Bus No 63-2901 of Batticaloa Prison, taken Place on October 06,2018 in Hunnasgiriya area	480,650
9	Accident to the Bus No 63-3340 ofMonaragala Prison, taken place onOctober 01,2018 Mahagodayaya area- Buttala	78,000
10	Accident to the Bus No 62 - 4415 of Colombo Remand Prison ,taken Place on September 19,2018 near Borella Cemetery	6,000
11	Accident to the Bus No 62 - 4417 of Kuruwita Prison,taken place on September 09, 2018 in Moragala area - Eheliyagoda	94,300

12	Accident to the Car KR - 7698 of Prison headquarters,taken place on August 22 in Jawatta road -colombo 07	11,500
13	Accident to the three Wheeler No GK - 8766 of Prison headquarters ,taken place on August 01,2018 in Prison headquarters premises	11,810
14	Accident to the Car No CAB - 9713 of Prison headquarters, taken place on July 17,2018 in Dematagoda area	-
15	Accident to the Van no NC - 5424 of Prison headquarters, taken place on July 13,2018 in Katawatha town area	44,575
16	Accident to the Car No CAC - 9164 of Prison headquarters, taken place on June 19,2018 in Kurunegala Negombo road near the Bulugahapitiya area	17,000
17	Accident to the Car No CAC - 2602 of Prison headquarters, taken place on June 18,2018 in Dematagoda Area.	151,482
18	Accident to the Mitsubishi Cab no PF - 7593 of CRTC ,taken place on June 13,2018 near Thunmulla area -Bambalapitiya	52,500
19	Accident to the Mitsubishi Cab no PF - 7625 of Batticaloa Prison, taken place on June 07,2018 in Kalladi area -Batticaloa	15,000
20	Accident to the vehicle no.PH - 1910 of Galle Prison, taken place on March 06,2018 near Samudra Mawata-Galle	25,825
21	Accident to the vehicle no. NB - 6210 of Kalutara Prison, taken place on February 28, 2018 in Ethanamadala Erea -Kalutara	504,902
22	Accident to the vehicle no.PH - 1908 of Kalutara Prison, taken place on February 27,2018 in Kalutara Prison Premises.	6,500
23	Accident to the vehicle no.KI - 1673 of Prison Headquarters, taken place on December 30, 2017 in Dematagoda area.	255,155
24	Accident to the vehicle no. KD-3718 of Prison Headquarters, taken place on August 12, 2017 .	20,750
25	Accident to the bus no. NB-6206 of Mahara Prison, taken place on September 09, 2017 in Kadolkele area- Negombo.	35,000
26	Accident to the bus no.GD - 6560 of Badulla Prison ,taken place on August 27, 2017 near Kuda Oya Junction area-Dehiattakandiya.	425,000
27	Accident to the vehicle no. NC-5424 of Prison Headquarters, taken place on August 12, 2017 in Jaffna area.	2,955,202
28	Accident to the Van (Micro) no.PH-1915 of Monaragala Prison ,taken place on August 22, 2017 in Kumbukana area- Monaragala	254,775
29	Lost incurred to the building by breaking up by the young offender, (A-13) Madushanka Rathnayake detained in Watareka Prison on August 19, 2017	1,638
30	Accident to the bus no.NA - 0889 of Colombo Remand Prison, taken place on July 30, 2017 in Colombo area.	4,750
31	Accident to the bus no. GK - 1046 of Matara Prison, taken place on July 12, 2017 in Weligama area.	165,600
32	Accident to the Mitsubishi Cab no. PF-7612 of Monaragala Prison, taken place on July 05, 2017 on Monaragala Prison Premises.	26,310
33	Accident to the van no.PH-1379 of Anuradhapura Prison, taken place on June 20, 2017 on Anuradhapura Prison Premises .	13,596
34	Accident to the bus no.GK - 5287 of Monaragala Prison, taken place on June 28, 2017 near Bibila- Diyabubula area .	-
35	Accident to the bus no. 63 - 2914 of BogambaraPrison taken place on June 10, 2017 near Gamudawa clock tower Pallekele .	137,800
36	Accident to the bus no.NC - 0615 of Monaragala Prison taken place on June 05, 2017 in Mallattawala area -Wellawaya .	-
37	Accident to the car no.CAC - 9164 of Prison Headquarters taken place on May 26, 2017 in Colombo area.	144,051
38	Accident to the van no.NB-3013 of Prison Headquarters taken place on May 13, 2017 near Ananda College area	24,750
39	Accident to the bus no.NC-1850 of Matara Prison taken place on April 08, 2017 in Beruwala area.	57,850
40	Accident to the bus no.NB-0582 of Matara Prison taken place on April 24, 2017 in Beruwala area.	58,300
41	Accident to the bus no.62-3339 of Kaluthara Prison, taken place on March 21, 2017 in Kalutara area.	6,875
42	Shooting at Kalutara Prison Bus No. NC-1847 on February 27, 2017 in Ethanamadala area in Kalutara.	825,239
43	Shooting at Kalutaa Prison Bus No. 8443 on February 27,2018 in Ethanamadala area in Kalutara.	288,345
44	Accident to the bus no.Nc - 1856 of Kaluthara Prison, taken place on 15 February 2017 on Matugama Kalutara Road in Kalutara area.	70,550
45	Accident to the bus no.Nc - 1847 of Kaluthara Prison, taken place on 27 December 2017 at Wadduwa	36,350
46	Accident to the bus no.Nc - 1844 of Colombo Remand Prison taken place in Gokaralla Ibbagamuwa on 26 december 2016	93,505
47	Accident to the bus no.PH 7627 of Negombo Prison, taken place at Negombo Prison premises on 21 november 2016	50,187
48	Accident to the bus no.JN 6438 of Welikada Prison,taken place on Dematagoda road kolonnawa on 15 Novmber 2016	68,500
49	Accident to the bus no.NC 5426 of Colombo Remand Prison,taken place in Biyagama area on 24 October 2016	291,571
50	Accident to the bus no.NC 0889 of Colombo Remand Prison,taken place in Biyagama area on 24 October 2016	105,357
51	Accident to the cab no.PF-7594 taken place on October 16, 2016 in front of quarters of the Superintendent of Welikada Prison	487,797
52	Accident to the bus no.62-3339 of Kalutara Prison taken place at Galpatha area at September 22, 2016	40,000

53	Accident to the bus no.63-2898 of Kuruwita Prison taken place at Moraketiya area- Balangoda on September 22, 2016	48,000
54	Accident to the bus no.NC- 1859 of Kuruwita Prison taken place at Warakatota area on Rathnapura- Badulla Road on August 22, 2016	49,800
55	Accident to the car no.18-6357 of Bogambara Prison taken place in Bogambara Prison Premises on August 09, 2016.	24,727
56	Acciddent to the Van no. PH -1910 of Galle Prison taken place in Ambalangoda area on July 06, 2016	226,115
57	Accident to the Ambulance no.LW-1003 of Welikada Prison taken place in front of the Welikada Prison Hospital Premises on July 01, 2016	53,437
58	Accident to the Bus no.NC-0608 of Wariyapola Prison taken place in Gajaneggama area on Anuradhapura Kurunegala Road on June 16, 2016	95,500
59	Accident to the Van no.PH-1378 of Bogambara Prison taken place in the Bogambara Prison Premises on June 15, 2016	45,589
60	Accident to the Ambulance no.GG-7357 of Badulla Prison taken place close to 35th KM Post on Randenigala Raja Mawatha on	542,000
61	Accident to the Bus no.NC-1843 of Vauniya Prison taken place in Mannar area on May 15, 2016	329,000
62	Accident to the Bus no 63-2898 of Kuruwita Prison taken place in Welivita area -Mulleriyawa on May 03, 2016 .	51,363
63	Accident to the Bus no.GD 6556 of Negombo Prison taken place next to Mahoo Prison Lock up on April 26, 2016	46,606
64	Accident to the Bus no.NC 0594 of Colombo Remand Prison taken place in Dematagoda area on April 08, 2016	28,258
65	Accident by shooting to the Bus no.NC-0609 of Colombo Remand Prison closer to Dematagoda area on March 02, 2016.	311,247
66	Accident of vehicle no.HQ-6162 of Anuradhapura Prison, taken place in Anuradhapura, Niwaththaka Chethiya Road on 28th December 2015	96,000
67	Accident on October 26, 2015 due to a fire in vehicle no GY 0688 Parked at Prison Headquarters which belonged to Prison Headquarters.	1,100,000
68	Accident of vehicle no.GD-6597 of Bogambara Prison, taken place Near Mahiyangana Town on 20th September 2015	11,500
69	Accident of vehicle no.PF - 7627 of Negombo Prison, taken place in Negombo, Near the Court Complex area on 17th October 2016	18,152
70	Accident of vehicle no.NC 2664 of Colombo Remand Prison, taken place in Borella Cotta Road on 14th July, 2014	498,179
71	Accident of vehicle no.250 - 4644 of Weeravila Prison, taken place in Thanamalvila area on 26th June 2015	567,800
72	Accident of vehicle no.PF-7601 of Trincomalee Prison, taken place near Thambuththegama, Musalpitiya, Primary school of area on 04th April, 2015	1,894,955
73	Accident of vehicle no.NA-8442 of Negombo Prison, taken place in Kotadeniyawa area on 16th October, 2014	101,190
74	Accident of vehicle no.GD-6591 of Kuruwita Prison, taken place in Aheliyagoda area on 14th October, 2014	54,550
75	Accident of vehicle no.NA-6911 of Kalutara Prison, taken place in Kalutara -Wadduwa area on 06th August, 2014	45,600
76	Accident of vehicle no.NA-6909 of Trincomalee Prison, taken place in Akuressa area on 28th June, 2014	33,000
77	Accident of vehicle no.HM-8653 of Trincomalee Prison, taken place in Kurunegala area on 15th June, 2014	89,500
78	Accident of vehicle no.GD-6597 of Bogambara Prison, taken place in Thennakumbura area on 5th May, 2014	37,300
79	Accident of vehicle no.GK-1045 of Galle Prison, taken place near Samanala Play Ground -Galle on 18th March, 2014	67,000
80	Accident of vehicle no.HQ-6162 of Anuradhapura Prison, taken place in Eriyagolla area on 25th January, 2014	163,500
	Sub Total	**15,651,990**

Classification of the cases by Nature of Losses - (Over 10 Years)

1	Accident of cab no. PD-4394 of Prison Headquarters taken place near Ridgewar Arya Children's Hospital at Borella on 7th October	625,487
2	Accident of vehicle no. KR-7698 of Prison Headquarters taken place near Ridgewar Arya Children's Hospital at Borella on 7th October	740,588
3	Accident of vehicle no.62-3339 0f Kaluthara Prison taken place near Peradeniya area on 17th September 2013	31,950
4	Accident of vehicle no.63-0503 0f Kaluthara Prison taken place near the play ground at Kaluthara Prison on 20th August 2013	149,100
5	Accident of vehicle no.HM 8659 of Batticoloa Prison taken place in Gokarella area on 13th August 2013	195,200
6	Loss from accident of vehicle No.PA-3158 of Weeravila Prison on 11th June 2013	15,100
7	Accident taken place due to falling of a coconut from coconut tree adjacent to road on windscreen of vehicle no GC-1301 of Thaldena Prison on 29th May	35,000
8	Accident taken place due to slaming of vehicle no. HP-0658 of Ambepussa Prison on Main gate of Ambepussa CCYO on 25th May, 2013	38,455
9	Accident of vehicle no NA-6134 of Polonnaruwa Prison taken place in Dambulla area on 22nd January 2013	39,700

10	Accident of vehicle no NA-0893 of Negombo Prison taken place in Puttalam area on 1st January 2013	73,190
11	Damage from the raid taken place at Welikad Prison on November 09, 2012 (not accurately calculated yet)	13,015,000
12	Damage due to unrest created by Prisoners in Magazine Prison on 24 January 2012.	15,097,751
13	The Vehicle No. JN - 6438 Which belongs to Prison Headquarters was Damaged on 18.11.2011	262,401
14	The Vehicle No. 19 - 3621 Which belong toWalikada Prison met with an accident on 23.09.2011.	400,000
15	The Vehicle No. 62 - 4416 Which belongs to Mahara Prison met with an accident on 15.09.2011.	155,260
16	The Vehicle No. 63 - 2898 Which belong to Kuruvita Prison met with an accident on 16.11.2011.	195,000
17	Value of damage coursed due to unrest created by Prisoners in Anuradapura Prison on 24, 25 January 2011.	400,000
18	The Vehicle No:- NA - 6908 which belongs to Galle prison met with an accident on 02.02.2010	379,344
19	The Vehicle No:- 62 - 1279 which belongs to Kalutara prison met with an accident on 16.06.2008	15,000
20	The Bus No:-62-0503 which belongs to kalutara prison met with an accident on 05.01.2008.	850
21	The vehicle No:- GK-5289 which belong to the Badulla prison was damaged due to accidentally knocked with the main gate on 22.08.2007	60,050
22	Front side of the vehicle No:- 63-3281 which belong to the Tangalle prison was completely damaged on 21.12.2005.	500,000
23	At the front right side main glasses of the vehicle No:- 60 - 5988 which is belong to Mahara prison was damage on 28.10.2005.	4,750
24	The value of the damage coursed due to the unrest created by the convicted and remand inmates in the Galle prison on 26.12.2004.	2,319,087
25	Front face of the vehicle No:-63-0503 which belong to the Kalutara prison was damaged on 02.03.2004.	69,000
26	Front face of the vehicle NO:- GD- 6557 which belongs to Welikada prison was damage due to an accident met with a lorry in Tangalle police area on 18.11.20	525,645
27	The loss and damage effected by the convicted and remand inmates having created unrest at Tangalle prison on 30.06.2002.	378,403
28	Front side of the vehicle No:- WPGC - 5245 which belong to the Magazine prison was damaged on 13.10.2001.	282,911
29	Front right side windscreen of the vehicle No:- GD - 6587 which belongs to the Mahara prison was damaged on 21.07.2001	23,726
30	Front face and part of the vehicle No:- 63-2904 which belongs to the Matara prison was damaged on 27.05.2001.	100,420
31	Windscreen of the vehicle No:- 250-4644 which belong to the Weeravila prison was damaged on 23.02.2001	8,500
32	Front face side of the vehicle No:- 63-0503 which belongs to the Kalutara prison was damaged on 21.04.2000.	76,350
33	The vehicle No:-250-4651 which belongs to Kalutara prison met with an accident on 08.06.1998.	7,000
	Sub Total	**36,220,218**
	Total	**101,828,012**

Note- Details on losses under F.R.106 and waives under F.R. 113 accounted under object code no 1701 and such losses and waivers expected to be accounted in coming years should be included.

.....

Chief Financial Officer /Chief Accountant/Director (Finance)/
Commissioner (Finance)
Date : 22 / 02 / 2024

D.M.P. Karunarathne
Commissioner of Prisons (Finance)
Prison Headquarters
Colombo 09.

Table 3 - 5

Annexure-(ii)

Statement of Write off from books

Expenditure Head No : 232 **Ministry / Department / District Secretariat : Department of Prisons**

Programme No. & Title : 01 Operational Activities

1 **Statement of losses and waivers under F.R. 109 during the year**

	Value	No. of Cases	Value (Rs.)
(i)	Below Rs. 25,000.00	62	564,871
(ii)	Over Rs. 25,000.01	54	3,904,807
	Total	116	4,469,678

2 **Statement of write off from the book and recoveries under F.R. 109 during the year**

	Nature of Loss	Opening balance which was not written off	Value of loss	Recoveries	Value written off from the book	Balance carried forward which was not written off	Reference No. of Approval for write off from the book
		Rs.	Rs.	Rs.	Rs.	Rs.	
1	Accident to the vehicle no. KD - 3716 of Prison Headquarters ,taken place on January 10,2022 on Baseline road.		20,000		20,000		බ12/ගිණුම්/වත්.කළ/රි.අ/කමිටු වාර්තා/01
2	Accident to the Car No. KD-3718 of prison Hedquaarters , taken plasce on february 01.2022 on Kalgedihena area		65,000		65,000		බ12/ගිණුම්/වත්.කළ/රි.අ/කමිටු වාර්තා/01
3	Accident to the Car No. KD-3718 of prison Hedquaarters , taken plasce on March 08.2022 on Panchikawatta area		29,400		29,400		බ12/ගිණුම්/වත්.කළ/රි.අ/කමිටු වාර්තා/01

4	Accident to the Car No. KA-6939 of prison Hedquaarters , taken plasce on March 08.2022 on Borella Vanathamulla area		60,355		60,355		බ12/ගිණුම්/වත්.කළ/රි.අ/කමිටු වාර්තා/01
5	Accident to the Car No. CAC-9164 of prison Hedquaarters , taken plasce on March 14.2022 on sangaraja mawataha		55,300		55,300		බ12/ගිණුම්/වත්.කළ/රි.අ/කමිටු වාර්තා/01
6	Accident to the Car No. CAC-9164 of prison Hedquaarters , taken plasce on March 25.2022 on sangaraja mawataha		9,000		9,000		බ12/ගිණුම්/වත්.කළ/රි.අ/කමිටු වාර්තා/01
7	Accident to the Car No. KM 0889 of prison Hedquaarters , taken plasce on March 28.2022 on waththala		8,000		8,000		බ12/ගිණුම්/වත්.කළ/රි.අ/කමිටු වාර්තා/01
8	Accident to the Car No. KR - 7698 of prison Hedquaarters , taken plasce on June 04.2020 front of the headquarters		18,750		18,750		බ12/ගිණුම්/වත්.කළ/රි.අ/කමිටු වාර්තා/02
9	Accident to the Car No. PF-7585 of prison Hedquaarters , taken plasce on June 28.2023 front of the headquarters		18,425		18,425		බ12/ගිණුම්/වත්.කළ/රි.අ/කමිටු වාර්තා/02
10	Accident to the Van No.PF- 7585 of prison Watareka , taken plasce on september 13.2020 puththalama manarama rd		50,400		50,400		බ12/ගිණුම්/වත්.කළ/රි.අ/කමිටු වාර්තා/02
11	Accident to the Car No.KM - 0894 of prison Headquaarters , taken plasce on january 04.2021 waththala ederamulla		28,250		28,250		බ12/ගිණුම්/වත්.කළ/රි.අ/කමිටු වාර්තා/02

12	Accident to the Car No. CAC-9164 of prison Hedquaarters , taken plasce on February 27.2021 on minuwngoda town		13,600		13,600		බ12/ගිණුම්/වත්.කළ/රි.අ/කමිටු වාර්තා/02
13	Accident to the Car No. KD-3718 of prison Hedquaarters , taken plasce on Sepember 15.2022 on kadawatha ederamulla area		4,700		4,700		බ12/ගිණුම්/වත්.කළ/රි.අ/කමිටු වාර්තා/02
14	Accident to the Car No. CAB- 9713 of prison Hedquaarters , taken plasce on July 20.2020 on dematagoda		7,900		7,900		බ12/ගිණුම්/වත්.කළ/රි.අ/කමිටු වාර්තා/02
15	Accident to the Car No. CAB- 9713 of prison Hedquaarters , taken plasce on december .21.2021 on dematagoda		10,800		10,800		බ12/ගිණුම්/වත්.කළ/රි.අ/කමිටු වාර්තා/02
16	Accident to the Van No. NB- 3013 of prison Hedquaarters , taken plasce on july .21.2022 on dematagoda		13,000		13,000		බ12/ගිණුම්/වත්.කළ/රි.අ/කමිටු වාර්තා/02
17	Accident to the Van No. HQ - 5093 of prison Badulla , taken plasce on july .14.2022		28,000		28,000		බ12/ගිණුම්/වත්.කළ/රි.අ/කමිටු වාර්තා/02
18	Accident to the Cab No. PF - 3013 of prison magazin , taken plasce on augast .12.2022 on ranna		31,000		31,000		බ12/ගිණුම්/වත්.කළ/රි.අ/කමිටු වාර්තා/02
19	Accident to the Car No. CAB- 9713 of prison Hedquaarters , taken plasce on July 20.2022 on dematagoda		33,000		33,000		බ12/ගිණුම්/වත්.කළ/රි.අ/කමිටු වාර්තා/02

20	Accident to the Cab No. PF - 7614 of prison Hedquaarters , taken plasce on December 23.2022 on prison Hedquaarters		37,100		37,100		බ12/ගිණුම/වත්.කළ/රි.අ/කමිටු වාර්තා/02
21	Accident to the Bus No. HM-8655of prison walikda , taken plasce on December 23.2022 on hitting the guard attic of Welikada Women's Section		51,500		51,500		බ12/ගිණුම/වත්.කළ/රි.අ/කමිටු වාර්තා/02
22	Accident to the Car No. KD-3718 of prison Hedquaarters , taken plasce on Sepember 15.2022 on kadawatha ederamulla area		56,000		56,000		බ12/ගිණුම/වත්.කළ/රි.අ/කමිටු වාර්තා/02
23	Accident to the Vehicle No. 250-4623 of prison Hedquaarters octomber 17.2000		80,000		80,000		බ12/ගිණුම/වත්.කළ/රි.අ/කමිටු වාර්තා/03
24	On 27.09.2001, the vehicle bearing the number 63-3281 of the Tangalle Prison was damaged due to firing.		51,123		51,123		බ12/ගිණුම/වත්.කළ/රි.අ/කමිටු වාර්තා/03
25	On 20.08.2003, damage was caused to the body of the vehicle bearing No. 63-3281 in prison Tangalle		26,200		26,200		බ12/ගිණුම/වත්.කළ/රි.අ/කමිටු වාර්තා/03
26	Accident to the No wehicel 60-6511 of prison Anuradhapura octomber.07.1993		92,500		92,500		බ12/ගිණුම/වත්.කළ/රි.අ/කමිටු වාර්තා/03
27	Accident to the No wehicel 40- 2083 of prison Anuradhapura april.30.1996		142,170		142,170		බ12/ගිණුම/වත්.කළ/රි.අ/කමිටු වාර්තා/03

28	Accident to the No wehicel 62-1278 of prison Anuradhapura july.22.1998		81,250		81,250		බ12/ගිණුම්/වත්.කළ/රි.අ/කමිටු වාර්තා/03
29	Vehicle No. 252-5064 of prison Anuradhapura was crushed on the left side on november 21.2000.		22,500		22,500		බ12/ගිණුම්/වත්.කළ/රි.අ/කමිටු වාර්තා/03
30	Accident on No. 60-5781 in prison Anuradhapura july 16.2001 of the vehicle bearing .		12,000		12,000		බ12/ගිණුම්/වත්.කළ/රි.අ/කමිටු වාර්තා/03
31	On 22.11.2001 the front windscreen of prison Anuradhapura bearing vehicle No. GC- 5249 was broken.		13,500		13,500		බ12/ගිණුම්/වත්.කළ/රි.අ/කමිටු වාර්තා/03
32	Prison Anuradhapura vehicle number 63-2906 hit the main gate on march 21.2008 and was involved in an accident.		39,050		39,050		බ12/ගිණුම්/වත්.කළ/රි.අ/කමිටු වාර්තා/03
33	Accident to the No. 63-2901 of prison magazin , taken plasce on July.08.1998		4,650		4,650		බ12/ගිණුම්/වත්.කළ/රි.අ/කමිටු වාර්තා/03
34	Vehicle bearing No. 63-2901 of prison Magazine on september 02.2000 windscreen accident.		7,000		7,000		බ12/ගිණුම්/වත්.කළ/රි.අ/කමිටු වාර්තා/03
35	Breakage of plastic part of signal lamp of vehicle bearing No. GD-6605 of Magazine on february 27.2002		1,050		1,050		බ12/ගිණුම්/වත්.කළ/රි.අ/කමිටු වාර්තා/03

36	Vehicle No. 60-7141 of prison Magazine Damage to front door on march 10.2002		18,950		18,950		බ12/ගිණුම්/වත්.කළ/රි.අ/කමිටු වාර්තා/03
37	Breaking rear bumper on september 24.2002 of vehicle bearing No. GD-6605 of prison Magazine .		130,478		130,478		බ12/ගිණුම්/වත්.කළ/රි.අ/කමිටු වාර්තා/03
38	Rear windscreen broken on octomber 19-2003 in prison Magazine No. 60-0046		4,500		4,500		බ12/ගිණුම්/වත්.කළ/රි.අ/කමිටු වාර්තා/03
39	Accident to the Bus No. GD - 6605 of prison magazin , april .21.2008		126,750		126,750		බ12/ගිණුම්/වත්.කළ/රි.අ/කමිටු වාර්තා/03
40	Accident to the Bus No. 60 - 6605 of prison magazin , april .21.2004		1,395		1,395		බ12/ගිණුම්/වත්.කළ/රි.අ/කමිටු වාර්තා/03
41	Vehicle No. 61-5765 of Prison kuruwita sustained damage to the front face on july 21..2000		41,500		41,500		බ12/ගිණුම්/වත්.කළ/රි.අ/කමිටු වාර්තා/04
42	Vehicle No. GD-6555 of Prison kuruwita sustained damage to the front face on may 21..2003		26,350		26,350		බ12/ගිණුම්/වත්.කළ/රි.අ/කමිටු වාර්තා/04
43	Vehicle No. GD-6555 of Prison kuruwita sustained damage to the front face on may 21..2004		5,500		5,500		බ12/ගිණුම්/වත්.කළ/රි.අ/කමිටු වාර්තා/04

44	Vehicle GD-5002 in Prison kuruwita , damage to parts including front left side glass on octomber 11..2003		2,750		2,750		බ12/ගිණුම්/වත්.කළ/රි.අ/කමිටු වාර්තා/04
45	Accident on february 28.2005, including the front face of the vehicle bearing number 63-2898 in Prison kuruwita .		19,975		19,975		බ12/ගිණුම්/වත්.කළ/රි.අ/කමිටු වාර්තා/04
46	Accidental loss on may 23.2008 of vehicle bearing GD-6555 at Prison kuruwita		76,000		76,000		බ12/ගිණුම්/වත්.කළ/රි.අ/කමිටු වාර්තා/04
47	Vehicle No. 62-4341 of Welikada Prison was involved in an accident on july 11.1998.		29,515		29,515		බ12/ගිණුම්/වත්.කළ/රි.අ/කමිටු වාර්තා/04
48	Vehicle bearing 61-4513 of Prison Welikada Windscreen accident on august 28.2000		2,900		2,900		බ12/ගිණුම්/වත්.කළ/රි.අ/කමිටු වාර්තා/04
49	Breaking the left door of Prison Welikada vehicle number 42-5512 on april 12.2001		5,035		5,035		බ12/ගිණුම්/වත්.කළ/රි.අ/කමිටු වාර්තා/04
50	Accident on april 26.2001 in Prison Welikada No. 41-8321		8,100		8,100		බ12/ගිණුම්/වත්.කළ/රි.අ/කමිටු වාර්තා/04
51	Accident on september 09.2001 in Prison Welikada No. GC- 5245		119,860		119,860		බ12/ගිණුම්/වත්.කළ/රි.අ/කමිටු වාර්තා/04

52	On september 05.2003, vehicle bearing No. GD-6602 of Prison Welikada suffered complete damage to the front.		68,550		68,550		බ12/ගිණුම්/වත්.කළ/රි.අ/කමිටු වාර්තා/04
53	Damage to part including front right windscreen of vehicle bearing GD-6602 in Prison Welikada on may 20.2004		29,106		29,106		බ12/ගිණුම්/වත්.කළ/රි.අ/කමිටු වාර්තා/04
54	Loss due to explosion of windscreen and vacuum tube of Prison Welikada No. 60-5722 on may 20.2004		29,107		29,107		බ12/ගිණුම්/වත්.කළ/රි.අ/කමිටු වාර්තා/04
55	On july 08.2004, damage occurred to parts including the front signal lamp of the vehicle bearing No. GC-5247 of Prison Welikada.		7,783		7,783		බ12/ගිණුම්/වත්.කළ/රි.අ/කමිටු වාර්තා/04
56	Accident on octomber 26.2007 prison Welikada No. GC-1041		12,500		12,500		බ12/ගිණුම්/වත්.කළ/රි.අ/කමිටු වාර්තා/04
57	Welikada Prison's vehicle bearing number 48-3103 was damaged on december 28.2009 due to the breaking of the front right signal light.		5,399		5,399		බ12/ගිණුම්/වත්.කළ/රි.අ/කමිටු වාර්තා/04
58	On march 21.2001, the left windscreen of Kegalle Prison's vehicle number 62-4415 was broken.		4,440		4,440		බ12/ගිණුම්/වත්.කළ/රි.අ/කමිටු වාර්තා/04
59	Damage caused due to the accident on 15.11.2006 of vehicle number 60-5520 of Kegalle Prison.		243,890		243,890		බ12/ගිණුම්/වත්.කළ/රි.අ/කමිටු වාර්තා/04

60	Accident on july 16.2008 prison kegalle NO HQ-6162		400		400		බ12/ගිණුම්/වත්.කළ/රි.අ/කමිටු වාර්තා/04
61	Accident on july 16.2008 prison kegalle NO HQ-6162		4,000		4,000		බ12/ගිණුම්/වත්.කළ/රි.අ/කමිටු වාර්තා/04
62	The accident occurred on novamber 07-2013 in Kegalle city with the car number HC-8012 of Kegalle prison due to the breaking of the front glass.		11,950		11,950		බ12/ගිණුම්/වත්.කළ/රි.අ/කමිටු වාර්තා/04
63	Damage to the left side of the body of the vehicle bearing number 61-4512 of prison Galle on december 05.2000		15,572		15,572		බ12/ගිණුම්/වත්.කළ/රි.අ/කමිටු වාර්තා/05
64	On december 13.2000, damage was done to the front bumper of the vehicle bearing number 60-7848 of prison Galle.		6,500		6,500		බ12/ගිණුම්/වත්.කළ/රි.අ/කමිටු වාර්තා/05
65	Accident on may 10.2001 in prison Galle vehicle number 62-4415		10,175		10,175		බ12/ගිණුම්/වත්.කළ/රි.අ/කමිටු වාර්තා/05
66	On may 22.2004, damage occurred to parts including the front right headlight of the vehicle bearing number 62-4415 of Prison Galle.		6,050		6,050		බ12/ගිණුම්/වත්.කළ/රි.අ/කමිටු වාර්තා/05
67	The incident of damage on december 02.2005 due to crushing of the front and rear body of the vehicle bearing number 62-4415 in Galle Prison.		70,000		70,000		බ12/ගිණුම්/වත්.කළ/රි.අ/කමිටු වාර්තා/05

68	Vehicle No. 62-4715 of Galle Prison was damaged while going to avoid an accident on august 03.2007		138,935		138,935		බ12/ගිණුම/වත්.කළ/රි.අ/කමිටු වාර්තා/05
69	Loss caused by the accident on september 01.2008 in prison Galle No. 60-6560		7,840		7,840		බ12/ගිණුම/වත්.කළ/රි.අ/කමිටු වාර්තා/05
70	Vehicle number 62-3337 of Negombo Prison was involved in an accident on august 15.2000		10,500		10,500		බ12/ගිණුම/වත්.කළ/රි.අ/කමිටු වාර්තා/05
71	Vehicle No. 62-3337 of Negombo Prison on december 06.2000 the front windscreen was broken.		5,170		5,170		බ12/ගිණුම/වත්.කළ/රි.අ/කමිටු වාර්තා/05
72	The loss caused by the collapse of the vehicle bearing PG-5246 in Negombo Prison on may 27.2004 including the front right windscreen.		4,300		4,300		බ12/ගිණුම/වත්.කළ/රි.අ/කමිටු වාර්තා/05
73	Accident on may 21.2002 in prison Badulla vehicle bearing No. 62-3340		8,854		8,854		බ12/ගිණුම/වත්.කළ/රි.අ/කමිටු වාර්තා/05
74	Accident on september 05.1996 with vehicle number 60-0040 in Bogambara Prison		26,400		26,400		බ12/ගිණුම/වත්.කළ/රි.අ/කමිටු වාර්තා/05
75	Bogambara prison vehicle bearing No. GC-6585 on may 02.2001 with broken windscreen and damage to bumper.		11,850		11,850		බ12/ගිණුම/වත්.කළ/රි.අ/කමිටු වාර්තා/05

76	Accident at Katugastota on november 27.2002 in Bogambara Prison vehicle bearing number GD-6598		7,000		7,000		බ12/ගිණුම්/වත්.කළ/රි.අ/කමිටු වාර්තා/05
77	Damage occurred on may 22.2004 to front right windscreen of vehicle bearing No. GC-6597 of prison Bogambara .		9,640		9,640		බ12/ගිණුම්/වත්.කළ/රි.අ/කමිටු වාර්තා/05
78	Accident on octomber 05.1998 in vehicle number 62-4344 of Taldena Prison		10,608		10,608		බ12/ගිණුම්/වත්.කළ/රි.අ/කමිටු වාර්තා/06
79	Vehicle No. 62-4344 of prison Taldena Windscreen broken on september 02.2000		8,900		8,900		බ12/ගිණුම්/වත්.කළ/රි.අ/කමිටු වාර්තා/06
80	Vehicle number 62-4344 of Taldena Prison was involved in an accident on december 05.2000		96,726		96,726		බ12/ගිණුම්/වත්.කළ/රි.අ/කමිටු වාර්තා/06
81	Vehicle No. GC-1301 of Taldena prison on march 16.2001 Damage to rear deck and middle.		89,016		89,016		බ12/ගිණුම්/වත්.කළ/රි.අ/කමිටු වාර්තා/06
82	Complete accident on 11.04.2003 in Taldena Prison vehicle bearing number 60-6407		149,650		149,650		බ12/ගිණුම්/වත්.කළ/රි.අ/කමිටු වාර්තා/06
83	Taldena Prison car number 18-2220 was lost in an accident on september15..2011		113,500		113,500		බ12/ගිණුම්/වත්.කළ/රි.අ/කමිටු වාර්තා/06

84	Pallekele Open Prison Vehicle No. 252-3618 On 21.06.1999 the face of the front head lamp was broken.		2,950		2,950		බ12/ගිණුම්/වත්.කළ/රි.අ/කමිටු වාර්තා/06
85	On octomber 09.2009, the vehicle bearing the number 252-5068 of Pallekele Prison was involved in an accident with the rear door.		74,770		74,770		බ12/ගිණුම්/වත්.කළ/රි.අ/කමිටු වාර්තා/06
86	The windshield of the vehicle bearing No. 301-5523 of Pallekele prison was broken on november19.2009.		15,250		15,250		බ12/ගිණුම්/වත්.කළ/රි.අ/කමිටු වාර්තා/06
87	Accidental loss on january 04.2009 of vehicle bearing NA-6908 of traning center walikada		109,190		109,190		බ12/ගිණුම්/වත්.කළ/රි.අ/කමිටු වාර්තා/06
88	Vehicle number 250-4655 of Colombo Remand Prison on july 28.2000 Windscreen accident		12,350		12,350		බ12/ගිණුම්/වත්.කළ/රි.අ/කමිටු වාර්තා/07
89	Accident on december 06.2002 in vehicle bearing number 62-0042 of Colombo Remand Prison		19,000		19,000		බ12/ගිණුම්/වත්.කළ/රි.අ/කමිටු වාර්තා/07
90	Vehicle number 60-0042 of Colombo Remand Prison was completely damaged on september 24.2002.		79,700		79,700		බ12/ගිණුම්/වත්.කළ/රි.අ/කමිටු වාර්තා/07
91	Damage caused to Colombo Remand prison vehicle number 60-5722 in Mawanella Ganethanna area due to the attack by rioters.		15,630		15,630		බ12/ගිණුම්/වත්.කළ/රි.අ/කමිටු වාර්තා/07

92	Accidental damage to the rear bumper and side of the vehicle bearing number HQ-6558 of Colombo Remand Prison on february 26.2004		16,250		16,250		බ12/ගිණුම්/වත්.කළ/රි.අ/කමිටු වාර්තා/07
93	The loss of Colombo Remand Prison car No. 63-0504 in an accident on may 29.2009		2,750		2,750		බ12/ගිණුම්/වත්.කළ/රි.අ/කමිටු වාර්තා/07
94	Colombo Remand Prison vehicle bearing number GC-5002 was lost in an accident on september 02.2010		146,525		146,525		බ12/ගිණුම්/වත්.කළ/රි.අ/කමිටු වාර්තා/07
95	Colombo Remand Prison vehicle bearing number 62-3336 was involved in an accident on april 30-2012 at Dematagoda.		10,160		10,160		බ12/ගිණුම්/වත්.කළ/රි.අ/කමිටු වාර්තා/07
96	Colombo Remand Prison vehicle bearing number 62 - 4418 was lost in an accident on september 02.2010		47,800		47,800		බ12/ගිණුම්/වත්.කළ/රි.අ/කමිටු වාර්තා/07
97	Accident on 26.08.1999 in Matara Prison vehicle number 60-5522		57,000		57,000		බ12/ගිණුම්/වත්.කළ/රි.අ/කමිටු වාර්තා/08
98	On August 20.2000, damage to the front face of Matara matara vehicle bearing No. 62-1278.		57,520		57,520		බ12/ගිණුම්/වත්.කළ/රි.අ/කමිටු වාර්තා/08
99	On octomber 24.2000, damage to the Left windscreen in matara prison vehicle No. 62-1278.		4,750		4,750		බ12/ගිණුම්/වත්.කළ/රි.අ/කමිටු වාර්තා/08

100	On octomber 01.2003, damage occurred to parts including the front left signal lamp of the vehicle bearing number GK-1046 of Matara Prison.		2,125		2,125		බ12/ගිණුම්/වත්.කළ/රි.අ/කමිටු වාර්තා/08
101	On octomber 11.2003, there was damage to the windscreen of Matara prison vehicle bearing No. GD-6555.		16,750		16,750		බ12/ගිණුම්/වත්.කළ/රි.අ/කමිටු වාර්තා/08
102	Vehicle number JE-7783 of Matara Prison was involved in an accident on march 17.2006 near Moragalla Tourist Police.		74,850		74,850		බ12/ගිණුම්/වත්.කළ/රි.අ/කමිටු වාර්තා/08
103	Three-wheeler bearing No. HQ-4805 of Polonnaruwa New Remand prison on february 28.2004 burning of the roof cover and part of the seat cover.		9,050		9,050		බ12/ගිණුම්/වත්.කළ/රි.අ/කමිටු වාර්තා/08
104	Car No. KD-3718 of prison Headquarters met with an accident on july 21-2013 near I.C.C Works, Mullaitivu.		35,800		35,800		බ12/ගිණුම්/වත්.කළ/රි.අ/කමිටු වාර්තා/09
105	The accident that happened in Anuradhapura Saliyavewa area on february 11-2015 bearing vehicle number 301 - 5498 of prison headquarters.		182,150		182,150		බ12/ගිණුම්/වත්.කළ/රි.අ/කමිටු වාර්තා/09
106	Polonnaruwa Prison Bus No. NA - 6134 accident occurred on novamber 07-2017 at Ridhimaliyadda area when a tree fell on the bus.		-		-		බ12/ගිණුම්/වත්.කළ/රි.අ/කමිටු වාර්තා/09
107	Kegalle Prison Bus No. JK - 7785 accident occurred on 12-16-2018 near Kegalle Bandhanagara.		28,000		28,000		බ12/ගිණුම්/වත්.කළ/රි.අ/කමිටු වාර්තා/09

108	The accident occurred on february 09.2018 in the prison premises of the van bearing number PH-1914 of the Elimahan prison camp in Pallekele.		81,900		81,900		බ12/ගිණුම්/වත්.කළ/රි.අ/කමිටු වාර්තා/09
109	LL-6233 lorry of Taldena Prison may17.2020 accident inside the prison premises		36,312		36,312		බ12/ගිණුම්/වත්.කළ/රි.අ/කමිටු වාර්තා/09
110	Bogambara Prison van bearing No. 252-3618 decembe 11.2022Loss due to accident at Pallekele area		30,000		30,000		බ12/ගිණුම්/වත්.කළ/රි.අ/කමිටු වාර්තා/09
111	Colombo Remand Prison Van No. NC-2661 2022.10.22 Loss due to the accident that occurred in the colombo Colombo Remand prison premises		144,350		144,350		බ12/ගිණුම්/වත්.කළ/රි.අ/කමිටු වාර්තා/09
112	Car KI-1683 of prison Headquarters met with an accident on 04.2012 at Pasyala area.		44,395		44,395		බ12/ගිණුම්/වත්.කළ/රි.අ/කමිටු වාර්තා/10
113	Vehicle No. GC-5250 of Bussa prison sustained damage to right rear buffer on august 26.2001		5,375		5,375		බ12/ගිණුම්/වත්.කළ/රි.අ/කමිටු වාර්තා/10
114	Vehicle No. GC-5250 of Bussa Jail sustained damage to front bumper on december 02.2002		5,375		5,375		බ12/ගිණුම්/වත්.කළ/රි.අ/කමිටු වාර්තා/10
115	Vehicle No. GD-6603 of Bussa Jail sustained damage to rear buffer on april 23.2002		31,614		31,614		බ12/ගිණුම්/වත්.කළ/රි.අ/කමිටු වාර්තා/10

116	Accident on january 28.2004 at rear emergency door of vehicle bearing GC-6603 of Bussa prison		3,695		3,695		බ12/ගිණුම්/වත්.කළ/රි.අ/කමිටු වාර්තා/10
	Total		4,469,678	-	4,469,678		

Note - Excluding losses and waivers to be accounted in Annexure(i), only any other losses and waivers under F.R.109 should be included in this format.

.....

Chief Financial Officer /Chief Accountant/Director (Finance)/
Commissioner (Finance)
Date : 22/02/2024

D.M.P. Karunarathne
Prison (Finance)
Colombo 09.

* When there are no information with regard to this report, a nil report should be submitted

Chapter 03

Statement of Commitmrnt and Liabilities as at 31st December

Page numbers from 70 to 205 are given

Annexure (iv)

Statement of Liabilities - (i)

Statement of Commitments in terms of FR 94 (2) and (3)

Table 3 - 7

Name of Ministry / Department / District Secretariat : Department of Prisons
Expenditure Head No. : 232
Programme No. & Title : 01 Operational Activities

Name of the Person/Institution	Description of Commitments	Project	Sub Project	Object Code	Financing Code	Maximum Commitment Ceiling In terms of FR 94(2) Provisions (Rs.)	Total Cost Estimate In terms of FR 94(3) (Rs.)	Commitment & Liability Amount (Rs.)
1. Ministries/Government Department								
Commissioner General of Prisons- (Industrial)	Provision of official documents	1	0	1201	11	-	-	23,550
Commissioner General of Prisons- (Industrial)	5000 Escort Slips Buying	1	0	1201	11	-	-	28,500
Commissioner General of Prisons- (Industrial)	SUPPLY of 1000 letter covers	1	0	1201	11	-	-	9,700
Commissioner General of Prisons- (Industrial)	100000 medicine container covers	1	0	1201	11	-	-	74,000
Commissioner General of Prisons- (Industrial)	Provision of official documents	1	0	1201	11	-	-	55,675
Commissioner General of Prisons- (Industrial)	Provision of official documents	1	0	1201	11	-	-	36,600
Commissioner General of Prisons- (Industrial)	providing 10 open books in the morning	1	0	1201	11	-	-	40,936
Commissioner General of Prisons- (Industrial)	supply of stationery	1	0	1201	11	-	-	20,400
Commissioner General of Prisons- (Industrial)	Buying Vegetables	1	0	1203	11	-	-	25,110
Commissioner General of Prisons- (Industrial)	Buying Vegetables	1	0	1203	11	-	-	57,213
Commissioner General of Prisons- (Industrial)	Residential catering	1	0	1203	11	-	-	21,630
Commissioner General of Prisons- (Industrial)	Residential catering	1	0	1203	11	-	-	60,245
Commissioner General of Prisons- (Industrial)	Residential catering	1	0	1203	11	-	-	24,793
Commissioner General of Prisons- (Industrial)	Residential catering	1	0	1203	11	-	-	26,190
Commissioner General of Prisons- (Industrial)	Residential catering	1	0	1203	11	-	-	25,110
Commissioner General of Prisons- (Industrial)	Residential catering	1	0	1203	11	-	-	25,920
Commissioner General of Prisons- (Industrial)	Residential catering	1	0	1203	11	-	-	51,858
Commissioner General of Prisons- (Industrial)	Residential catering	1	0	1203	11	-	-	40
Commissioner General of Prisons- (Industrial)	Residential catering	1	0	1203	11	-	-	545,744
Commissioner General of Prisons- (Industrial)	Residential catering	1	0	1203	11	-	-	160,011
Commissioner General of Prisons- (Industrial)	Residential catering	1	0	1203	11	-	-	58,590
Commissioner General of Prisons- (Industrial)	Residential catering	1	0	1203	11	-	-	97,878
Commissioner General of Prisons- (Industrial)	Buying Vegetables	1	0	1203	11	-	-	21,290
Commissioner General of Prisons- (Industrial)	Buying Vegetables	1	0	1203	11	-	-	54,600
Commissioner General of Prisons- (Industrial)	Buying Vegetables	1	0	1203	11	-	-	32,665
Commissioner General of Prisons- (Industrial)	Buying Vegetables	1	0	1203	11	-	-	18,900
Commissioner General of Prisons- (Industrial)	Buying Vegetables	1	0	1203	11	-	-	49,230
Commissioner General of Prisons- (Industrial)	Buying Vegetables	1	0	1203	11	-	-	41,986

Commissioner General of Prisons- (Industrial)	Buying Vegetables	1	0	1203	11	-	-	95,194
Commissioner General of Prisons- (Industrial)	Buying Vegetables	1	0	1203	11	-	-	21,855
Commissioner General of Prisons- (Industrial)	Buying Vegetables	1	0	1203	11	-	-	65,945
Commissioner General of Prisons- (Industrial)	Buying Vegetables	1	0	1203	11	-	-	22,359
Commissioner General of Prisons- (Industrial)	Buying Vegetables	1	0	1203	11	-	-	12,420
Commissioner General of Prisons- (Industrial)	Buying Vegetables	1	0	1203	11	-	-	176,452
Commissioner General of Prisons- (Industrial)	Buying Vegetables	1	0	1203	11	-	-	12,690
Commissioner General of Prisons- (Industrial)	Buying Vegetables	1	0	1203	11	-	-	10,575
Commissioner General of Prisons- (Industrial)	Buying Vegetables	1	0	1203	11	-	-	43,102
Commissioner General of Prisons- (Industrial)	Buying Vegetables	1	0	1203	11	-	-	78,570
Commissioner General of Prisons- (Industrial)	Buying Vegetables	1	0	1203	11	-	-	56,400
Commissioner General of Prisons- (Industrial)	Buying Vegetables	1	0	1203	11	-	-	105,400
Commissioner General of Prisons- (Industrial)	Buying Vegetables	1	0	1203	11	-	-	13,905
Commissioner General of Prisons- (Industrial)	Settlement of Bill DP 12554/23	1	0	1203	11	-	-	63,395
Commissioner General of Prisons- (Industrial)	Settlement of bill PL 12978/23	1	0	1203	11	-	-	163,900
Commissioner General of Prisons- (Industrial)	Settlement of Bill WR 13252/23	1	0	1203	11	-	-	35,485
Commissioner General of Prisons- (Industrial)	Settlement of Bill PL 12994/23	1	0	1203	11	-	-	11,750
Commissioner General of Prisons- (Industrial)	Settlement of bill DP 12561/23	1	0	1203	11	-	-	14,580
Commissioner General of Prisons- (Industrial)	Settlement of bill AN 12789/23 BA	1	0	1203	11	-	-	27,025
Commissioner General of Prisons- (Industrial)	Settlement of bill WW 12605/23	1	0	1203	11	-	-	62,040
Commissioner General of Prisons- (Industrial)	Settlement of Bill WP 12461/23	1	0	1203	11	-	-	143,138
Commissioner General of Prisons- (Industrial)	Settlement of bill DP 12569/23	1	0	1203	11	-	-	29,700
Commissioner General of Prisons- (Industrial)	Settlement of bill PL 13566/23	1	0	1203	11	-	-	8,215
Commissioner General of Prisons- (Industrial)	Settlement of Bill WR 13260/23	1	0	1203	11	-	-	35,310
Commissioner General of Prisons- (Industrial)	Bill WR 13374/23 settled	1	0	1203	11	-	-	15,930
Commissioner General of Prisons- (Industrial)	Settlement of Bill WP 12459/23	1	0	1203	11	-	-	13,378
Commissioner General of Prisons- (Industrial)	Settlement of Bill WP 12458/23	1	0	1203	11	-	-	15,255
Commissioner General of Prisons- (Industrial)	Settlement of Bill PL 13590/23	1	0	1203	11	-	-	13,378
Commissioner General of Prisons- (Industrial)	Settlement of Bill AN 13656/23 BA	1	0	1203	11	-	-	15,255
Commissioner General of Prisons- (Industrial)	Buying Vegetables	1	0	1203	11	-	-	18,730
Commissioner General of Prisons- (Industrial)	Buying Vegetables	1	0	1203	11	-	-	153,019
Commissioner General of Prisons- (Industrial)	Buying Vegetables	1	0	1203	11	-	-	32,051
Commissioner General of Prisons- (Industrial)	Buying Vegetables	1	0	1203	11	-	-	32,130
Commissioner General of Prisons- (Industrial)	Buying Vegetables	1	0	1203	11	-	-	112,350
Commissioner General of Prisons- (Industrial)	Buying Vegetables	1	0	1203	11	-	-	335,155
Commissioner General of Prisons- (Industrial)	Buying Vegetables	1	0	1203	11	-	-	94,536
Commissioner General of Prisons- (Industrial)	Buying Vegetables	1	0	1203	11	-	-	21,114
Commissioner General of Prisons- (Industrial)	Buying Vegetables	1	0	1203	11	-	-	55,014
Commissioner General of Prisons- (Industrial)	Buying Vegetables	1	0	1203	11	-	-	1,101
Commissioner General of Prisons- (Industrial)	Buying Vegetables	1	0	1203	11	-	-	65,878
Commissioner General of Prisons- (Industrial)	Buying Vegetables	1	0	1203	11	-	-	1,528
Commissioner General of Prisons- (Industrial)	Buying Vegetables	1	0	1203	11	-	-	90,365
Commissioner General of Prisons- (Industrial)	Buying Vegetables	1	0	1203	11	-	-	82,993
Commissioner General of Prisons- (Industrial)	Buying Vegetables	1	0	1203	11	-	-	104,577
Commissioner General of Prisons- (Industrial)	Buying Vegetables	1	0	1203	11	-	-	193,327
Commissioner General of Prisons- (Industrial)	Buying Vegetables	1	0	1203	11	-	-	106,217
Commissioner General of Prisons- (Industrial)	Buying Vegetables	1	0	1203	11	-	-	98,589

Commissioner General of Prisons- (Industrial)	Buying Vegetables	1	0	1203	11	-	-	234,554
Commissioner General of Prisons- (Industrial)	Buying Vegetables	1	0	1203	11	-	-	48,383
Commissioner General of Prisons- (Industrial)	Buying Vegetables	1	0	1203	11	-	-	240,930
Commissioner General of Prisons- (Industrial)	Buying Vegetables	1	0	1203	11	-	-	108,290
Commissioner General of Prisons- (Industrial)	Buying Vegetables	1	0	1203	11	-	-	15,525
Commissioner General of Prisons- (Industrial)	Buying Vegetables	1	0	1203	11	-	-	22,950
Commissioner General of Prisons- (Industrial)	Buying Vegetables	1	0	1203	11	-	-	27,025
Commissioner General of Prisons- (Industrial)	Buying Vegetables	1	0	1203	11	-	-	35,015
Commissioner General of Prisons- (Industrial)	Buying Vegetables	1	0	1203	11	-	-	14,175
Commissioner General of Prisons- (Industrial)	Buying Vegetables	1	0	1203	11	-	-	265,120
Commissioner General of Prisons- (Industrial)	Buying Vegetables	1	0	1203	11	-	-	37,131
Commissioner General of Prisons- (Industrial)	Buying Vegetables	1	0	1203	11	-	-	13,770
Commissioner General of Prisons- (Industrial)	Provision of prison bread for residents	1	0	1203	11	-	-	171,561
Commissioner General of Prisons- (Industrial)	Buying Vegetables	1	0	1203	11	-	-	1,253,702
Commissioner General of Prisons- (Industrial)	Provision of prison bread for residents	1	0	1203	11	-	-	234,558
Commissioner General of Prisons- (Industrial)	Buying Vegetables	1	0	1203	11	-	-	846,747
Commissioner General of Prisons- (Industrial)	Provision of prison bread for residents	1	0	1203	11	-	-	234,807
Commissioner General of Prisons- (Industrial)	Buying Vegetables	1	0	1203	11	-	-	739,315
Commissioner General of Prisons- (Industrial)	Provision of prison bread for residents	1	0	1203	11	-	-	347,200
Commissioner General of Prisons- (Industrial)	Buying Vegetables	1	0	1203	11	-	-	111,137
Commissioner General of Prisons- (Industrial)	Provision of prison bread for residents	1	0	1203	11	-	-	116,200
Commissioner General of Prisons- (Industrial)	Buying Vegetables	1	0	1203	11	-	-	652,706
Commissioner General of Prisons- (Industrial)	Provision of prison bread for residents	1	0	1203	11	-	-	114,872
Commissioner General of Prisons- (Industrial)	Buying Vegetables	1	0	1203	11	-	-	410,640
Commissioner General of Prisons- (Industrial)	Provision of prison bread for residents	1	0	1203	11	-	-	313,562
Commissioner General of Prisons- (Industrial)	Buying Vegetables	1	0	1203	11	-	-	138,985
Commissioner General of Prisons- (Industrial)	Vegetable/bread bill	1	0	1203	11	-	-	334,000
Commissioner General of Prisons- (Industrial)	Vegetable/bread bill	1	0	1203	11	-	-	230,099
Commissioner General of Prisons- (Industrial)	Vegetable/bread bill	1	0	1203	11	-	-	1,108,950
Commissioner General of Prisons- (Industrial)	Vegetable/bread bill	1	0	1203	11	-	-	756,184
Commissioner General of Prisons- (Industrial)	Vegetable/bread bill	1	0	1203	11	-	-	650,000
Commissioner General of Prisons- (Industrial)	Vegetable/bread bill	1	0	1203	11	-	-	696,605
Commissioner General of Prisons- (Industrial)	Vegetable/bread bill	1	0	1203	11	-	-	446,835
Commissioner General of Prisons- (Industrial)	Vegetable/bread bill	1	0	1203	11	-	-	194,423
Commissioner General of Prisons- (Industrial)	Vegetable/bread bill	1	0	1203	11	-	-	666,400
Commissioner General of Prisons- (Industrial)	Vegetable/bread bill	1	0	1203	11	-	-	820,209
Commissioner General of Prisons- (Industrial)	Availability of Vegetables and bread-July	1	0	1203	11	-	-	869,123
Commissioner General of Prisons- (Industrial)	Availability of Vegetables and bread-Aug	1	0	1203	11	-	-	907,522
Commissioner General of Prisons- (Industrial)	Vegetables and bread availability-Sept	1	0	1203	11	-	-	718,636
Commissioner General of Prisons- (Industrial)	Vegetables and bread availability-October	1	0	1203	11	-	-	409,039
Commissioner General of Prisons- (Industrial)	Vegetables and bread availability-Novemb	1	0	1203	11	-	-	769,262
Commissioner General of Prisons- (Industrial)	Raw Rations - August	1	0	1203	11	-	-	218,893
Commissioner General of Prisons- (Industrial)	Jail Bread - August	1	0	1203	11	-	-	392,275
Commissioner General of Prisons- (Industrial)	Raw Rations - September	1	0	1203	11	-	-	312,356
Commissioner General of Prisons- (Industrial)	Jail Bread - September	1	0	1203	11	-	-	580,710
Commissioner General of Prisons- (Industrial)	Raw Rations - October	1	0	1203	11	-	-	524,187
Commissioner General of Prisons- (Industrial)	Jail Bread - October	1	0	1203	11	-	-	257,270

Commissioner General of Prisons- (Industrial)	Dry Rations - November	1	0	1203	11	-	-	153,825
Commissioner General of Prisons- (Industrial)	Jail Bread - November	1	0	1203	11	-	-	630,305
Commissioner General of Prisons- (Industrial)	Raw Rations - November	1	0	1203	11	-	-	481,558
Commissioner General of Prisons- (Industrial)	Vegetables / Bill	1	0	1203	11	-	-	240,933
Commissioner General of Prisons- (Industrial)	Vegetables / Bill	1	0	1203	11	-	-	15,829
Commissioner General of Prisons- (Industrial)	Vegetables / Bill	1	0	1203	11	-	-	122,801
Commissioner General of Prisons- (Industrial)	Vegetables / Bill	1	0	1203	11	-	-	318,890
Commissioner General of Prisons- (Industrial)	Vegetables / Bill	1	0	1203	11	-	-	16,559
Commissioner General of Prisons- (Industrial)	Vegetables / Bill	1	0	1203	11	-	-	101,733
Commissioner General of Prisons- (Industrial)	Vegetables / Bill	1	0	1203	11	-	-	16,077
Commissioner General of Prisons- (Industrial)	B.M.R. BO/10471/2023 - Bussa bread	1	0	1203	11	-	-	1,635,012
Commissioner General of Prisons- (Industrial)	B.M.R. BO/10461/2023 - Bussa bread	1	0	1203	11	-	-	1,055,600
Commissioner General of Prisons- (Industrial)	B.M.R. BO/10460/2023 - Bussa bread	1	0	1203	11	-	-	887,040
Commissioner General of Prisons- (Industrial)	B.M.R. BO/10473/2023 - Bussa bread	1	0	1203	11	-	-	31,968
Commissioner General of Prisons- (Industrial)	B.M.R. WW/12604/2023 - Elawala Weer	1	0	1203	11	-	-	28,714
Commissioner General of Prisons- (Industrial)	B.M.R. WW/10694/2023 - Elawala Weer	1	0	1203	11	-	-	7,425
Commissioner General of Prisons- (Industrial)	B.M.R. BO/10483/2023 - Bussa bread	1	0	1203	11	-	-	1,080,568
Commissioner General of Prisons- (Industrial)	B.M.R. BO/10481/2023 - Bussa bread	1	0	1203	11	-	-	32,930
Commissioner General of Prisons- (Industrial)	Intake of raw food-pitabaddara	1	0	1203	11	-	-	3,078
Commissioner General of Prisons- (Industrial)	Intake of raw food-pitabaddara	1	0	1203	11	-	-	2,534
Commissioner General of Prisons- (Industrial)	Intake of raw food-pitabaddara	1	0	1203	11	-	-	4,261
Commissioner General of Prisons- (Industrial)	Intake of raw food-pitabaddara	1	0	1203	11	-	-	1,663
Commissioner General of Prisons- (Industrial)	Intake of raw food-pitabaddara	1	0	1203	11	-	-	3,093
Commissioner General of Prisons- (Industrial)	Intake of raw food-pitabaddara	1	0	1203	11	-	-	8,582
Commissioner General of Prisons- (Industrial)	Intake of raw food-pitabaddara	1	0	1203	11	-	-	3,408
Commissioner General of Prisons- (Industrial)	Intake of raw food-viravila	1	0	1203	11	-	-	10,988
Commissioner General of Prisons- (Industrial)	Intake of raw food-pitabaddara	1	0	1203	11	-	-	10,540
Commissioner General of Prisons- (Industrial)	Intake of raw food-pitabaddara	1	0	1203	11	-	-	8,165
Commissioner General of Prisons- (Industrial)	Intake of raw food-pitabaddara	1	0	1203	11	-	-	1,963
Commissioner General of Prisons- (Industrial)	Intake of raw food-pitabaddara	1	0	1203	11	-	-	8,851
Commissioner General of Prisons- (Industrial)	Intake of raw food-viravila	1	0	1203	11	-	-	25,844
Commissioner General of Prisons- (Industrial)	Intake of raw food-pitabaddara	1	0	1203	11	-	-	2,684
Commissioner General of Prisons- (Industrial)	Intake of raw food-pitabaddara	1	0	1203	11	-	-	6,627
Commissioner General of Prisons- (Industrial)	Intake of raw food-pitabaddara	1	0	1203	11	-	-	8,582
Commissioner General of Prisons- (Industrial)	Intake of raw food-pitabaddara	1	0	1203	11	-	-	2,666
Commissioner General of Prisons- (Industrial)	Intake of raw food-pitabaddara	1	0	1203	11	-	-	2,836
Commissioner General of Prisons- (Industrial)	Intake of raw food-pitabaddara	1	0	1203	11	-	-	8,880
Commissioner General of Prisons- (Industrial)	Supply of Vegetables in work camp	1	0	1203	11	-	-	498,192
Commissioner General of Prisons- (Industrial)	Supply of Vegetables in work camp	1	0	1203	11	-	-	1,034,946
Commissioner General of Prisons- (Industrial)	Supply of Vegetables in work camp	1	0	1203	11	-	-	562,307
Commissioner General of Prisons- (Industrial)	Supply of Vegetables in work camp	1	0	1203	11	-	-	399,470
Commissioner General of Prisons- (Industrial)	Supply of Vegetables in work camp	1	0	1203	11	-	-	489,157
Commissioner General of Prisons- (Industrial)	Residential catering	1	0	1203	11	-	-	197,763
Commissioner General of Prisons- (Industrial)	Residential catering	1	0	1203	11	-	-	51,555
Commissioner General of Prisons- (Industrial)	Residential catering	1	0	1203	11	-	-	292,672
Commissioner General of Prisons- (Industrial)	Residential catering	1	0	1203	11	-	-	87,990
Commissioner General of Prisons- (Industrial)	Residential catering	1	0	1203	11	-	-	112,989

Commissioner General of Prisons- (Industrial)	Residential catering	1	0	1203	11	-	-	149,324
Commissioner General of Prisons- (Industrial)	Residential catering	1	0	1203	11	-	-	284,331
Commissioner General of Prisons- (Industrial)	Residential catering	1	0	1203	11	-	-	80,424
Commissioner General of Prisons- (Industrial)	Residential catering	1	0	1203	11	-	-	12,771
Commissioner General of Prisons- (Industrial)	Residential catering	1	0	1203	11	-	-	285,347
Commissioner General of Prisons- (Industrial)	Residential catering	1	0	1203	11	-	-	532,385
Commissioner General of Prisons- (Industrial)	Residential catering	1	0	1203	11	-	-	76,099
Commissioner General of Prisons- (Industrial)	Residential catering	1	0	1203	11	-	-	269,090
Commissioner General of Prisons- (Industrial)	Residential catering	1	0	1203	11	-	-	94,579
Commissioner General of Prisons- (Industrial)	Removal of storage goods from Dumbara	1	0	1203	11	-	-	548,650
Commissioner General of Prisons- (Industrial)	Taking a saucepan from Taldena T.V.M	1	0	1203	11	-	-	256,850
Commissioner General of Prisons- (Industrial)	Vegetables provided by the institution	1	0	1203	11	-	-	240,700
Commissioner General of Prisons- (Industrial)	Bread provided by the institution	1	0	1203	11	-	-	783,650
Commissioner General of Prisons- (Industrial)	Vegetables served with mahara bandha	1	0	1203	11	-	-	7,985
Commissioner General of Prisons- (Industrial)	Vegetables provided by the institution	1	0	1203	11	-	-	327,239
Commissioner General of Prisons- (Industrial)	Bread provided by the institution	1	0	1203	11	-	-	680,300
Commissioner General of Prisons- (Industrial)	Bread provided by the institution	1	0	1203	11	-	-	733,200
Commissioner General of Prisons- (Industrial)	Bread provided by the institution	1	0	1203	11	-	-	227,343
Commissioner General of Prisons- (Industrial)	Vegetables served with mahara bandha	1	0	1203	11	-	-	8,659
Commissioner General of Prisons- (Industrial)	Vegetable Coconut provided by the institu	1	0	1203	11	-	-	286,888
Commissioner General of Prisons- (Industrial)	Bread provided by the institution	1	0	1203	11	-	-	677,750
Commissioner General of Prisons- (Industrial)	Vegetables served with mahara bandha	1	0	1203	11	-	-	7,215
Commissioner General of Prisons- (Industrial)	Raw food	1	0	1203	11	-	-	6,305
Commissioner General of Prisons- (Industrial)	Raw food	1	0	1203	11	-	-	2,252
Commissioner General of Prisons- (Industrial)	Raw food	1	0	1203	11	-	-	2,252
Commissioner General of Prisons- (Industrial)	Raw food	1	0	1203	11	-	-	2,363
Commissioner General of Prisons- (Industrial)	ww/12615/23 Supply of Vegetables	1	0	1203	11	-	-	10,868
Commissioner General of Prisons- (Industrial)	Vegetables	1	0	1203	11	-	-	3,510
Commissioner General of Prisons- (Industrial)	Vegetables	1	0	1203	11	-	-	5,130
Commissioner General of Prisons- (Industrial)	Vegetables	1	0	1203	11	-	-	12,544
Commissioner General of Prisons- (Industrial)	Supply of syrup	1	0	1203	11	-	-	155,002
Commissioner General of Prisons- (Industrial)	Supply of syrup	1	0	1203	11	-	-	7,560
Commissioner General of Prisons- (Industrial)	Supply of syrup	1	0	1203	11	-	-	46,213
Commissioner General of Prisons- (Industrial)	Supply of syrup	1	0	1203	11	-	-	2,907
Commissioner General of Prisons- (Industrial)	Supply of syrup	1	0	1203	11	-	-	2,856
Commissioner General of Prisons- (Industrial)	Supply of syrup	1	0	1203	11	-	-	3,900
Commissioner General of Prisons- (Industrial)	Supply of syrup	1	0	1203	11	-	-	10,206
Commissioner General of Prisons- (Industrial)	Supply of syrup	1	0	1203	11	-	-	230,364
Commissioner General of Prisons- (Industrial)	Getting camp crops for inmatess	1	0	1203	11	-	-	2,835
Commissioner General of Prisons- (Industrial)	Getting camp crops for inmates	1	0	1203	11	-	-	3,240
Commissioner General of Prisons- (Industrial)	Getting camp crops for inmates	1	0	1203	11	-	-	129,728
Commissioner General of Prisons- (Industrial)	Getting camp crops for inmates	1	0	1203	11	-	-	355,900
Commissioner General of Prisons- (Industrial)	Getting camp crops for inmates	1	0	1203	11	-	-	213,162
Commissioner General of Prisons- (Industrial)	Getting camp crops for inmates	1	0	1203	11	-	-	109,473
Commissioner General of Prisons- (Industrial)	Getting camp crops for inmates	1	0	1203	11	-	-	96,124
Commissioner General of Prisons- (Industrial)	Getting camp crops for inmates	1	0	1203	11	-	-	82,771
Commissioner General of Prisons- (Industrial)	Getting camp crops for inmates	1	0	1203	11	-	-	84,432

Commissioner General of Prisons- (Industrial)	Getting camp crops for inmates	1	0	1203	11	-	-	236,048
Commissioner General of Prisons- (Industrial)	Getting camp crops for inmates	1	0	1203	11	-	-	93,360
Commissioner General of Prisons- (Industrial)	Getting camp crops for inmates	1	0	1203	11	-	-	71,723
Commissioner General of Prisons- (Industrial)	Getting camp crops for inmates	1	0	1203	11	-	-	112,233
Commissioner General of Prisons- (Industrial)	Food expenses	1	0	1203	11	-	-	11,398
Commissioner General of Prisons- (Industrial)	Food expenses	1	0	1203	11	-	-	739,971
Commissioner General of Prisons- (Industrial)	Food expenses	1	0	1203	11	-	-	33,320
Commissioner General of Prisons- (Industrial)	Food expenses	1	0	1203	11	-	-	126,549
Commissioner General of Prisons- (Industrial)	Food expenses	1	0	1203	11	-	-	84,919
Commissioner General of Prisons- (Industrial)	Food expenses	1	0	1203	11	-	-	45,868
Commissioner General of Prisons- (Industrial)	Food expenses	1	0	1203	11	-	-	15,543
Commissioner General of Prisons- (Industrial)	Food expenses	1	0	1203	11	-	-	229,856
Commissioner General of Prisons- (Industrial)	Food expenses	1	0	1203	11	-	-	367,855
Commissioner General of Prisons- (Industrial)	Food expenses	1	0	1203	11	-	-	15,920
Commissioner General of Prisons- (Industrial)	Food expenses	1	0	1203	11	-	-	74,775
Commissioner General of Prisons- (Industrial)	Food expenses	1	0	1203	11	-	-	67,779
Commissioner General of Prisons- (Industrial)	Food expenses	1	0	1203	11	-	-	269,500
Commissioner General of Prisons- (Industrial)	Food expenses	1	0	1203	11	-	-	64,867
Commissioner General of Prisons- (Industrial)	Food expenses	1	0	1203	11	-	-	36,011
Commissioner General of Prisons- (Industrial)	Food expenses	1	0	1203	11	-	-	388,793
Commissioner General of Prisons- (Industrial)	Food expenses	1	0	1203	11	-	-	16,281
Commissioner General of Prisons- (Industrial)	Food expenses	1	0	1203	11	-	-	66,834
Commissioner General of Prisons- (Industrial)	Food expenses	1	0	1203	11	-	-	65,370
Commissioner General of Prisons- (Industrial)	Food expenses	1	0	1203	11	-	-	329,232
Commissioner General of Prisons- (Industrial)	Food expenses	1	0	1203	11	-	-	285,855
Commissioner General of Prisons- (Industrial)	Food expenses	1	0	1203	11	-	-	134,431
Commissioner General of Prisons- (Industrial)	Food expenses	1	0	1203	11	-	-	26,283
Commissioner General of Prisons- (Industrial)	Food expenses	1	0	1203	11	-	-	305,771
Commissioner General of Prisons- (Industrial)	Food expenses	1	0	1203	11	-	-	289,349
Commissioner General of Prisons- (Industrial)	Food expenses	1	0	1203	11	-	-	46,000
Commissioner General of Prisons- (Industrial)	Food expenses	1	0	1203	11	-	-	34,160
Commissioner General of Prisons- (Industrial)	Food expenses	1	0	1203	11	-	-	63,001
Commissioner General of Prisons- (Industrial)	getting Vegetables	1	0	1203	11	-	-	8,777
Commissioner General of Prisons- (Industrial)	Supply of jail bread in August	1	0	1203	11	-	-	26,000
Commissioner General of Prisons- (Industrial)	Raw Food August BT 12120/23	1	0	1203	11	-	-	8,874
Commissioner General of Prisons- (Industrial)	Making a cart to carry prison food	1	0	1205	11	-	-	538,230
Commissioner General of Prisons- (Industrial)	Provision of warehousing	1	0	1205	11	-	-	56,000
Commissioner General of Prisons- (Industrial)	Provision of warehousing	1	0	1205	11	-	-	188,210
Commissioner General of Prisons- (Industrial)	Provision of warehousing	1	0	1205	11	-	-	438,125
Commissioner General of Prisons- (Industrial)	Provision of warehousing	1	0	1205	11	-	-	16,810
Commissioner General of Prisons- (Industrial)	Buying 40 bars of soap	1	0	1205	11	-	-	8,040
Commissioner General of Prisons- (Industrial)	Obtaining materials for the use of the insti	1	0	1205	11	-	-	38,600
Commissioner General of Prisons- (Industrial)	Buying soap bars	1	0	1205	11	-	-	781,833
Commissioner General of Prisons- (Industrial)	Retrieval of storage goods-saucer	1	0	1205	11	-	-	139,000
Commissioner General of Prisons- (Industrial)	Receipt of warehouse goods	1	0	1205	11	-	-	26,500
Commissioner General of Prisons- (Industrial)	Buying coir	1	0	1205	11	-	-	28,000
Commissioner General of Prisons- (Industrial)	Buying a saucepan	1	0	1205	11	-	-	102,400

Commissioner General of Prisons- (Industrial)	Buying a saucepan	1	0	1205	11	-	-	263,650
Commissioner General of Prisons- (Industrial)	Buying jail soap	1	0	1205	11	-	-	128,115
Commissioner General of Prisons- (Industrial)	Bamura DP/13266/2023 - Dalupata Jail	1	0	1205	11	-	-	56,000
Commissioner General of Prisons- (Industrial)	Idal/Broom/Purchase	1	0	1205	11	-	-	100,750
Commissioner General of Prisons- (Industrial)	Idal/Broom/Purchase	1	0	1205	11	-	-	188,210
Commissioner General of Prisons- (Industrial)	Purchase of prison goods	1	0	1205	11	-	-	314,105
Commissioner General of Prisons- (Industrial)	idal and broom	1	0	1205	11	-	-	47,000
Commissioner General of Prisons- (Industrial)	WE11932/23 Band 50 models	1	0	1205	11	-	-	40,500
Commissioner General of Prisons- (Industrial)	WR 11688/23 Iratu Idal	1	0	1205	11	-	-	56,000
Commissioner General of Prisons- (Industrial)	WE 13324/23 Prison Soap Bar	1	0	1205	11	-	-	61,500
Commissioner General of Prisons- (Industrial)	WE 13323/23 Kalderam	1	0	1205	11	-	-	188,210
Commissioner General of Prisons- (Industrial)	WE13370/23 Band 50 models	1	0	1205	11	-	-	3,370
Commissioner General of Prisons- (Industrial)	WE13380/23 Safety tip	1	0	1205	11	-	-	6,730
Commissioner General of Prisons- (Industrial)	Supply of prison goods	1	0	1205	11	-	-	335,742
Commissioner General of Prisons- (Industrial)	suppy of brooms from industrial sector	1	0	1205	11	-	-	13,620
Commissioner General of Prisons- (Industrial)	suppy of brooms from industrial sector	1	0	1205	11	-	-	21,750
Commissioner General of Prisons- (Industrial)	suppy of brooms from industrial sector	1	0	1205	11	-	-	6,400
Commissioner General of Prisons- (Industrial)	suppy of brooms from industrial sector	1	0	1205	11	-	-	30,750
Commissioner General of Prisons- (Industrial)	suppy of brooms from industrial sector	1	0	1205	11	-	-	3,480
Commissioner General of Prisons- (Industrial)	suppy of brooms from industrial sector	1	0	1205	11	-	-	30,320
Commissioner General of Prisons- (Industrial)	iratu ,idal	1	0	1205	11	-	-	12,500
Commissioner General of Prisons- (Industrial)	50 brooms	1	0	1205	11	-	-	11,000
Commissioner General of Prisons- (Industrial)	kalderam	1	0	1205	11	-	-	96,325
Commissioner General of Prisons- (Industrial)	150 brroms	1	0	1205	11	-	-	33,000
Commissioner General of Prisons- (Industrial)	kalderam	1	0	1205	11	-	-	96,200
Commissioner General of Prisons- (Industrial)	Prison soap	1	0	1205	11	-	-	39,600
Commissioner General of Prisons- (Industrial)	A saucepan, a broom and a whisk	1	0	1205	11	-	-	212,506
Commissioner General of Prisons- (Industrial)	Saspapan, Iratu Idal	1	0	1205	11	-	-	73,156
Commissioner General of Prisons- (Industrial)	Obtaining prison supplies	1	0	1205	11	-	-	59,700
Commissioner General of Prisons- (Industrial)	Iratu Idal and Kosu Musna	1	0	1205	11	-	-	42,500
Commissioner General of Prisons- (Industrial)	Obtaining jail soap	1	0	1205	11	-	-	30,750
Commissioner General of Prisons- (Industrial)	MH/13074/23 Industry Bill	1	0	1205	11	-	-	218,690
Commissioner General of Prisons- (Industrial)	Oct 2023 3743 Washing of cloth	1	0	1409	11	-	-	105,580
Commissioner General of Prisons- (Industrial)	Washing 3339 pieces of cloth	1	0	1409	11	-	-	100,200
Commissioner General of Prisons- (Industrial)	4403 Washing of cloth	1	0	1409	11	-	-	119,760
Commissioner General of Prisons- (Industrial)	Washing 3868 pieces of cloth	1	0	1409	11	-	-	109,950
Commissioner General of Prisons- (Industrial)	Washing of clothes 4208	1	0	1409	11	-	-	110,670
Commissioner General of Prisons- (Industrial)	2023/July laundry for Govt	1	0	1409	11	-	-	9,700
Commissioner General of Prisons- (Industrial)	laundry for govt in 2023/August	1	0	1409	11	-	-	10,280
Commissioner General of Prisons- (Industrial)	Laundry for Govt in 2023/September	1	0	1409	11	-	-	9,880
Commissioner General of Prisons- (Industrial)	laundry for govt in 2023/October	1	0	1409	11	-	-	12,620
Commissioner General of Prisons- (Industrial)	2023/November laundry for Govt	1	0	1409	11	-	-	13,860
Commissioner General of Prisons- (Industrial)	Free prison laundry	1	0	1409	11	-	-	11,800
Commissioner General of Prisons- (Industrial)	Free prison laundry	1	0	1409	11	-	-	25,560
Commissioner General of Prisons- (Industrial)	Free prison laundry	1	0	1409	11	-	-	30,660
Commissioner General of Prisons- (Industrial)	Free prison laundry	1	0	1409	11	-	-	29,060
Commissioner General of Prisons- (Industrial)	Free prison laundry	1	0	1409	11	-	-	27,340

Exmination Deparment	Examinatio fees	1	0	1409	11	-	-	295,178
Total								**53,142,676**
2. State Corporations/Statutary Boards								
C/S Kegalle District Co-operative Rural Bank Assoc	Stationery	1	0	1201	11	-	-	17,500
C/S Kegalle District Co-operative Rural Bank Assoc	Stationery	1	0	1201	11	-	-	16,975
C/S Kegalle District Co-operative Rural Bank Assoc	Stationery	1	0	1201	11	-	-	20,795
C/S Kegalle District Co-operative Rural Bank Assoc	Stationery	1	0	1201	11	-	-	20,625
C/S Kegalle District Co-operative Rural Bank Assoc	Stationery	1	0	1201	11	-	-	14,965
C/S STATE COMMERCIAL CORPORATION	Purchase of office stationery	1	0	1201	11	-	-	35,281
Manager V.S.S. Trincomalee	Fuel	1	0	1202	11	-	-	389,865
Manager V.S.S. Trincomalee	Fuel	1	0	1202	11	-	-	481,656
Kegalle Various Services Cooperative Society	Fuel	1	0	1202	11	-	-	143,960
Kegalle Various Services Cooperative Society	Fuel	1	0	1202	11	-	-	73,760
Kegalle Various Services Cooperative Society	Fuel	1	0	1202	11	-	-	76,830
Kegalle Various Services Cooperative Society	Fuel	1	0	1202	11	-	-	139,295
Kegalle Various Services Cooperative Society	Fuel	1	0	1202	11	-	-	65,142
Kegalle Various Services Cooperative Society	Fuel	1	0	1202	11	-	-	93,765
Kegalle Various Services Cooperative Society	Fuel	1	0	1202	11	-	-	34,545
Kegalle Various Services Cooperative Society	Fuel	1	0	1202	11	-	-	83,998
Kegalle Various Services Cooperative Society	Fuel	1	0	1202	11	-	-	46,389
C/S Kalutara Various Services Cooperative Society	Getting Fuel	1	0	1202	11	-	-	102,160
C/S Kuruvita Various Services Cooperative Society	Getting Fuel	1	0	1202	11	-	-	1,585,178
C/S Various Services Cooperative Society Badulla	Fuel Bill-November 2023	1	0	1202	11	-	-	72,289
C/S Various Services Cooperative Society Badulla	Fuel Bill-November 2023	1	0	1202	11	-	-	80,100
C/S Various Services Cooperative Society Badulla	Fuel Bill-December 2023	1	0	1202	11	-	-	285,889
C/S Various Services Cooperative Society Badulla	Fuel Bill-December 2023	1	0	1202	11	-	-	23,359
C/S Various Services Cooperative Society Thissamal	Fuel bills	1	0	1202	11	-	-	23,263
C/S Various Services Cooperative Society Thissamal	Fuel bill	1	0	1202	11	-	-	246,222
C/S Various Services Cooperative Society Thissamal	Fuel bill	1	0	1202	11	-	-	203,339
Sri Lanka Cooperative Trade Association	Fuel bills	1	0	1202	11	-	-	8,610
Sri Lanka Transport Board	Settlement of Fuel bills	1	0	1202	11	-	-	84,232
Sri Lanka Transport Board	Settlement of Fuel bills	1	0	1202	11	-	-	134,890
Sri Lanka Transport Board	Settlement of Fuel bills	1	0	1202	11	-	-	110,215
C/S PO/NARUVA V.SE.S. Society	Fuel bills	1	0	1202	11	-	-	193,750
C/S PO/NARUVA V.SE.S. Society	Fuel bills	1	0	1202	11	-	-	74,551
C/S PO/NARUVA V.SE.S. Society	Fuel bills	1	0	1202	11	-	-	405,240
C/S PO/NARUVA V.SE.S. Society	Fuel bills	1	0	1202	11	-	-	162,103
C/S PO/NARUVA V.SE.S. Society	Fuel bills	1	0	1202	11	-	-	19,740
C/S PO/NARUVA V.SE.S. Society	Fuel bills	1	0	1202	11	-	-	220,271
STATE MEDICINE REGULATORY CORPORATION	Buy medicine for Bandha/Hospital	1	0	1204	11	-	-	24,439
STATE MEDICINE REGULATORY CORPORATION	Buy medicine for Bandha/Hospital	1	0	1204	11	-	-	24,439
STATE MEDICINE REGULATORY CORPORATION	Buy medicine for Bandha/Hospital	1	0	1204	11	-	-	24,439
STATE MEDICINE REGULATORY CORPORATION	Buy medicine for Bandha/Hospital	1	0	1204	11	-	-	24,439
STATE MEDICINE REGULATORY CORPORATION	Buy medicine for Bandha/Hospital	1	0	1204	11	-	-	24,928

STATE MEDICINE REGULATORY CORPORATION	Buy medicine for Bandha/Hospital	1	0	1204	11	-	-	24,928
STATE MEDICINE REGULATORY CORPORATION	Buy medicine for Bandha/Hospital	1	0	1204	11	-	-	24,928
STATE MEDICINE REGULATORY CORPORATION	Buy medicine for Bandha/Hospital	1	0	1204	11	-	-	24,928
STATE MEDICINE REGULATORY CORPORATION	Buy medicine for Bandha/Hospital	1	0	1204	11	-	-	24,271
STATE MEDICINE REGULATORY CORPORATION	Buy medicine for Bandha/Hospital	1	0	1204	11	-	-	24,271
STATE MEDICINE REGULATORY CORPORATION	Buy medicine for Bandha/Hospital	1	0	1204	11	-	-	24,271
STATE MEDICINE REGULATORY CORPORATION	Buy medicine for Bandha/Hospital	1	0	1204	11	-	-	24,271
STATE MEDICINE REGULATORY CORPORATION	Buy medicine for Bandha/Hospital	1	0	1204	11	-	-	24,271
STATE MEDICINE REGULATORY CORPORATION	Buy medicine for Bandha/Hospital	1	0	1204	11	-	-	24,271
STATE MEDICINE REGULATORY CORPORATION	Buy medicine for Bandha/Hospital	1	0	1204	11	-	-	24,271
STATE MEDICINE REGULATORY CORPORATION	Buy medicine for Bandha/Hospital	1	0	1204	11	-	-	24,271
STATE MEDICINE REGULATORY CORPORATION	Buy medicine for Bandha/Hospital	1	0	1204	11	-	-	24,271
STATE MEDICINE REGULATORY CORPORATION	Buy medicine for Bandha/Hospital	1	0	1204	11	-	-	24,271
STATE MEDICINE REGULATORY CORPORATION	Buy medicine for Bandha/Hospital	1	0	1204	11	-	-	24,271
STATE MEDICINE REGULATORY CORPORATION	Buy medicine for Bandha/Hospital	1	0	1204	11	-	-	24,271
STATE MEDICINE REGULATORY CORPORATION	Buy medicine for Bandha/Hospital	1	0	1204	11	-	-	24,271
STATE MEDICINE REGULATORY CORPORATION	Buy medicine for Bandha/Hospital	1	0	1204	11	-	-	24,271
STATE MEDICINE REGULATORY CORPORATION	Buy medicine for Bandha/Hospital	1	0	1204	11	-	-	24,271
STATE MEDICINE REGULATORY CORPORATION	Buy medicine for Bandha/Hospital	1	0	1204	11	-	-	24,271
STATE MEDICINE REGULATORY CORPORATION	Buy medicine for Bandha/Hospital	1	0	1204	11	-	-	22,819
STATE MEDICINE REGULATORY CORPORATION	Buy medicine for Bandha/Hospital	1	0	1204	11	-	-	24,439
STATE MEDICINE REGULATORY CORPORATION	Buy medicine for Bandha/Hospital	1	0	1204	11	-	-	15,365
STATE MEDICINE REGULATORY CORPORATION	Buy medicine for Bandha/Hospital	1	0	1204	11	-	-	1,011
STATE MEDICINE REGULATORY CORPORATION	Buy medicine for Bandha/Hospital	1	0	1204	11	-	-	24,259
STATE MEDICINE REGULATORY CORPORATION	Buy medicine for Bandha/Hospital	1	0	1204	11	-	-	24,928
STATE MEDICINE REGULATORY CORPORATION	Buy medicine for Bandha/Hospital	1	0	1204	11	-	-	24,938
STATE MEDICINE REGULATORY CORPORATION	Buy medicine for Bandha/Hospital	1	0	1204	11	-	-	24,439
STATE MEDICINE REGULATORY CORPORATION	Buy medicine for Bandha/Hospital	1	0	1204	11	-	-	24,967
STATE MEDICINE REGULATORY CORPORATION	Buy medicine for Bandha/Hospital	1	0	1204	11	-	-	24,914
STATE MEDICINE REGULATORY CORPORATION	Buy medicine for Bandha/Hospital	1	0	1204	11	-	-	20,924
STATE MEDICINE REGULATORY CORPORATION	Buy medicine for Bandha/Hospital	1	0	1204	11	-	-	24,450
STATE MEDICINE REGULATORY CORPORATION	Buy medicine for Bandha/Hospital	1	0	1204	11	-	-	23,788
STATE MEDICINE REGULATORY CORPORATION	Buy medicine for Bandha/Hospital	1	0	1204	11	-	-	23,427
STATE MEDICINE REGULATORY CORPORATION	Buy medicine for Bandha/Hospital	1	0	1204	11	-	-	24,928
STATE MEDICINE REGULATORY CORPORATION	Buy medicine for Bandha/Hospital	1	0	1204	11	-	-	23,750
STATE MEDICINE REGULATORY CORPORATION	Buy medicine for Bandha/Hospital	1	0	1204	11	-	-	24,928
STATE MEDICINE REGULATORY CORPORATION	Buy medicine for Bandha/Hospital	1	0	1204	11	-	-	24,952
STATE MEDICINE REGULATORY CORPORATION	Buy medicine for Bandha/Hospital	1	0	1204	11	-	-	24,994
STATE MEDICINE REGULATORY CORPORATION	Buy medicine for Bandha/Hospital	1	0	1204	11	-	-	24,994
STATE MEDICINE REGULATORY CORPORATION	Buy medicine for Bandha/Hospital	1	0	1204	11	-	-	24,994
STATE MEDICINE REGULATORY CORPORATION	Buy medicine for Bandha/Hospital	1	0	1204	11	-	-	24,994
STATE MEDICINE REGULATORY CORPORATION	Buy medicine for Bandha/Hospital	1	0	1204	11	-	-	24,994
STATE MEDICINE REGULATORY CORPORATION	Buy medicine for Bandha/Hospital	1	0	1204	11	-	-	24,994
STATE MEDICINE REGULATORY CORPORATION	Buy medicine for Bandha/Hospital	1	0	1204	11	-	-	24,994
STATE MEDICINE REGULATORY CORPORATION	Buy medicine for Bandha/Hospital	1	0	1204	11	-	-	24,928
STATE MEDICINE REGULATORY CORPORATION	Buy medicine for Bandha/Hospital	1	0	1204	11	-	-	24,928
STATE MEDICINE REGULATORY CORPORATION	Buy medicine for Bandha/Hospital	1	0	1204	11	-	-	24,246

STATE MEDICINE REGULATORY CORPORATION	Buy medicine for Bandha/Hospital	1	0	1204	11	-	-	24,928
STATE MEDICINE REGULATORY CORPORATION	Buy medicine for Bandha/Hospital	1	0	1204	11	-	-	24,928
STATE MEDICINE REGULATORY CORPORATION	Buy medicine for Bandha/Hospital	1	0	1204	11	-	-	24,928
STATE MEDICINE REGULATORY CORPORATION	Buy medicine for Bandha/Hospital	1	0	1204	11	-	-	4,940
STATE MEDICINE REGULATORY CORPORATION	Cleaning for residents	1	0	1204	11	-	-	94,816
STATE MEDICINE REGULATORY CORPORATION	Cleaning for residents	1	0	1204	11	-	-	2,043
STATE MEDICINE REGULATORY CORPORATION	Cleaning for residents	1	0	1204	11	-	-	13,315
C/S STATE COMMERCIAL CORPORATION	Getting soap	1	0	1205	11	-	-	381,513
C/S STATE COMMERCIAL CORPORATION	Getting soap	1	0	1205	11	-	-	358,886
Electricity Board	December postal bill	1	0	1402	11	-	-	3,220
Electricity Board	Electricity	1	0	1402	11	-	-	1,569,431
Electricity Board	Electricity	1	0	1402	11	-	-	1,705,982
Electricity Board	Electricity	1	0	1402	11	-	-	1,967,628
Electricity Board	Electricity	1	0	1402	11	-	-	1,546,121
Sri Lanka Telecom Plc.	Fax Bill of Entry	1	0	1402	11	-	-	696
Sri Lanka Telecom Plc.	Institution's internet bill	1	0	1402	11	-	-	5,165
Sri Lanka Telecom Plc.	Telephone bills	1	0	1402	11	-	-	4,885
Sri Lanka Telecom Plc.	Telephone bills	1	0	1402	11	-	-	1,027
Sri Lanka Telecom Plc.	Internet service	1	0	1402	11	-	-	4,501
Sri Lanka Telecom Plc.	Fax telephone bill	1	0	1402	11	-	-	1,665
Sri Lanka Telecom Plc.	Phone bill-0112958257	1	0	1402	11	-	-	5,531
Sri Lanka Telecom Plc.	Phone bill-0112958281	1	0	1402	11	-	-	16,113
Sri Lanka Telecom Plc.	phone bill-0112956764	1	0	1402	11	-	-	2,372
Sri Lanka Telecom Plc.	phone bill-0332222404	1	0	1402	11	-	-	924
Sri Lanka Telecom Plc.	phone bill-0112983890	1	0	1402	11	-	-	2,694
Sri Lanka Telecom Plc.	Kandawatta camp telephone bill	1	0	1402	11	-	-	574
Sri Lanka Telecom Plc.	December phone bill	1	0	1402	11	-	-	11,798
Sri Lanka Telecom Plc.	phone bill	1	0	1402	11	-	-	324
Sri Lanka Telecom Plc.	phone bill	1	0	1402	11	-	-	647
Sri Lanka Telecom Plc.	phone bill	1	0	1402	11	-	-	4,466
Sri Lanka Telecom Plc.	phone bill	1	0	1402	11	-	-	1,358
Sri Lanka Telecom Plc.	phone bill	1	0	1402	11	-	-	626
Sri Lanka Telecom Plc.	phone bill	1	0	1402	11	-	-	3,039
Sri Lanka Telecom Plc.	phone bill	1	0	1402	11	-	-	1,709
Sri Lanka Telecom Plc.	phone bill	1	0	1402	11	-	-	1,512
Sri Lanka Telecom Plc.	phone bill	1	0	1402	11	-	-	1,911
Sri Lanka Telecom Plc.	A/Palassa 0472228242 Fax Bill	1	0	1402	11	-	-	2,656
Sri Lanka Telecom Plc.	Telephone bill settlement	1	0	1402	11	-	-	657
Sri Lanka Telecom Plc.	Fax Phone bill	1	0	1402	11	-	-	851
Sri Lanka Telecom Plc.	Fax Phone bill	1	0	1402	11	-	-	1,952
Sri Lanka Telecom Plc.	Fax Phone bill	1	0	1402	11	-	-	526
Sri Lanka Telecom Plc.	Telephone bill	1	0	1402	11	-	-	3,817
Sri Lanka Telecom Plc.	Telephone bill	1	0	1402	11	-	-	574
Sri Lanka Telecom Plc.	Telephone bill	1	0	1402	11	-	-	3,916
Sri Lanka Telecom Plc.	Telephone bill	1	0	1402	11	-	-	589
Sri Lanka Telecom Plc.	Telephone bill	1	0	1402	11	-	-	4,077
Sri Lanka Telecom Plc.	Telephone bills	1	0	1402	11	-	-	137,854

Sri Lanka Telecom Plc.	Telephone bills	1	0	1402	11	-	-	142,936
Sri Lanka Telecom Plc.	Telephone bills	1	0	1402	11	-	-	24,632
Sri Lanka Telecom Plc.	Telephone bills	1	0	1402	11	-	-	11,055
Sri Lanka Telecom Plc.	Telephone bills	1	0	1402	11	-	-	53,075
Sri Lanka Telecom Plc.	fax bill 0552224346	1	0	1402	11	-	-	1,315
Sri Lanka Telecom Plc.	Fax Bill 0552224346	1	0	1402	11	-	-	1,185
Sri Lanka Telecom Plc.	fax bill 0552224346	1	0	1402	11	-	-	1,315
Sri Lanka Telecom Plc.	fax bill 0553012602	1	0	1402	11	-	-	443
Sri Lanka Telecom Plc.	phone bill 0553128436	1	0	1402	11	-	-	3,204
Sri Lanka Telecom Plc.	fax bill 0552224346	1	0	1402	11	-	-	1,349
Sri Lanka Telecom Plc.	047-3133631 Network Phone Bill	1	0	1402	11	-	-	4,092
Sri Lanka Telecom Plc.	047-2237909 phone bill	1	0	1402	11	-	-	2,616
Sri Lanka Telecom Plc.	Telephone cost	1	0	1402	11	-	-	3,063
Sri Lanka Telecom Plc.	Telephone cost	1	0	1402	11	-	-	7,911
Sri Lanka Telecom Plc.	Telephone cost	1	0	1402	11	-	-	2,916
Sri Lanka Telecom Plc.	Payment of utility bills	1	0	1402	11	-	-	16,033
Sri Lanka Telecom Plc.	phone bill	1	0	1402	11	-	-	3,062
Sri Lanka Telecom Plc.	phone bill	1	0	1402	11	-	-	3,062
Sri Lanka Telecom Plc.	phone bill	1	0	1402	11	-	-	1,349
Sri Lanka Postal Department	Postal Bill	1	0	1402	11	-	-	4,060
National Water Supply and Water Transport Board	Water Bills - Kuliapitiya	1	0	1403	11	-	-	3,180
National Water Supply and Water Transport Board	Settlement of bills	1	0	1403	11	-	-	1,508,094
National Water Supply and Water Transport Board	Settlement of bills	1	0	1403	11	-	-	99,137
National Water Supply and Water Transport Board	Settlement of bills	1	0	1403	11	-	-	91,705
National Water Supply and Water Transport Board	Settlement of bills	1	0	1403	11	-	-	1,314,749
National Water Supply and Water Transport Board	Settlement of water bills of the institution	1	0	1403	11	-	-	1,949,455
National Water Supply and Water Transport Board	Settlement of water bills of the institution	1	0	1403	11	-	-	1,861,333
National Water Supply and Water Transport Board	Water bills	1	0	1403	11	-	-	181,264
National Water Supply and Water Transport Board	Water bills	1	0	1403	11	-	-	216,986
National Water Supply and Water Transport Board	water bill- wariyapola	1	0	1403	11	-	-	15,952
National Water Supply and Water Transport Board	water bill - mahawa	1	0	1403	11	-	-	7,014
National Water Supply and Water Transport Board	water bill- haogilipola	1	0	1403	11	-	-	5,045
National Water Supply and Water Transport Board	water bill - wariyapola	1	0	1403	11	-	-	17,986
National Water Supply and Water Transport Board	water bill - mahawa	1	0	1403	11	-	-	8,809
National Water Supply and Water Transport Board	water bill- haogilipola	1	0	1403	11	-	-	5,255
National Water Supply and Water Transport Board	October water bill	1	0	1403	11	-	-	432,826
National Water Supply and Water Transport Board	November water bill	1	0	1403	11	-	-	450,225
National Water Supply and Water Transport Board	December water bill	1	0	1403	11	-	-	387,033
National Water Supply and Water Transport Board	Nov. Single residence	1	0	1403	11	-	-	39,008
National Water Supply and Water Transport Board	Mains electricity supply in November	1	0	1403	11	-	-	241,561
National Water Supply and Water Transport Board	water	1	0	1403	11	-	-	806,651
National Water Supply and Water Transport Board	October water bill	1	0	1403	11	-	-	260,199
National Water Supply and Water Transport Board	November water bill	1	0	1403	11	-	-	257,926
National Water Supply and Water Transport Board	Water Bill	1	0	1403	11	-	-	49,809
National Water Supply and Water Transport Board	Water Bill	1	0	1403	11	-	-	88,673
National Water Supply and Water Transport Board	Water Bill	1	0	1403	11	-	-	47,461
National Water Supply and Water Transport Board	Water Bill	1	0	1403	11	-	-	110,189

National Water Supply and Water Transport Board	water bill	1	0	1403	11	-	-	146,400
National Water Supply and Water Transport Board	Gampola water bill	1	0	1403	11	-	-	3,232
National Water Supply and Water Transport Board	Gampola water bill	1	0	1403	11	-	-	1,606
National Water Supply and Water Transport Board	Matale water bill	1	0	1403	11	-	-	5,445
National Water Supply and Water Transport Board	Hatton water bill	1	0	1403	11	-	-	3,504
National Water Supply and Water Transport Board	mathale water bill	1	0	1403	11	-	-	5,977
National Water Supply and Water Transport Board	hatto water bill	1	0	1403	11	-	-	3,056
National Water Supply and Water Transport Board	Residential water bill	1	0	1403	11	-	-	219,715
National Water Supply and Water Transport Board	Residential water bill	1	0	1403	11	-	-	93,986
National Water Supply and Water Transport Board	Water bill of Village Udava Market stall	1	0	1403	11	-	-	6,328
National Water Supply and Water Transport Board	Water bill of Village Udava Market stall	1	0	1403	11	-	-	6,328
National Water Supply and Water Transport Board	water bill madakalapuwa	1	0	1403	11	-	-	423,164
National Water Supply and Water Transport Board	water bil madakalpuwa	1	0	1403	11	-	-	461,380
National Water Supply and Water Transport Board	water bill madakalapuwa	1	0	1403	11	-	-	23,299
National Water Supply and Water Transport Board	A/Palassa Bandha.	1	0	1403	11	-	-	3,202,302
National Water Supply and Water Transport Board	Water bill of Kadurugasara village	1	0	1403	11	-	-	10,960
National Water Supply and Water Transport Board	Hambantota Municipal Water Bill	1	0	1403	11	-	-	5,417
National Water Supply and Water Transport Board	Embilipitiya Municipal Water Bill	1	0	1403	11	-	-	4,936
National Water Supply and Water Transport Board	Embilipitiya Municipal Water Bill	1	0	1403	11	-	-	4,192
National Water Supply and Water Transport Board	A/Palassa Bandha. Water bill	1	0	1403	11	-	-	3,164,881
National Water Supply and Water Transport Board	Settlement of Water Bills - Galle Bandha	1	0	1403	11	-	-	358,368
National Water Supply and Water Transport Board	Settlement of Water Bills - Balapitiya Jail	1	0	1403	11	-	-	4,793
National Water Supply and Water Transport Board	Settlement of Water Bills - Elpitiya Jail	1	0	1403	11	-	-	4,997
National Water Supply and Water Transport Board	Settlement of Water Bills - Galle Bandha	1	0	1403	11	-	-	280,316
National Water Supply and Water Transport Board	Settlement of Water Bills - Balapitiya Jail	1	0	1403	11	-	-	4,784
National Water Supply and Water Transport Board	Settlement of Water Bills - Elpitiya Jail	1	0	1403	11	-	-	11,086
National Water Supply and Water Transport Board	water bill	1	0	1403	11	-	-	34,684
National Water Supply and Water Transport Board	water bill	1	0	1403	11	-	-	7,115
National Water Supply and Water Transport Board	water bill	1	0	1403	11	-	-	102,714
National Water Supply and Water Transport Board	water bill	1	0	1403	11	-	-	16,039
National Water Supply and Water Transport Board	water bill	1	0	1403	11	-	-	345,966
National Water Supply and Water Transport Board	water bill	1	0	1403	11	-	-	55,050
National Water Supply and Water Transport Board	Water bill payment	1	0	1403	11	-	-	719,245
National Water Supply and Water Transport Board	Water bill payment	1	0	1403	11	-	-	17,928
National Water Supply and Water Transport Board	Water bill payment	1	0	1403	11	-	-	773,640
National Water Supply and Water Transport Board	Water bill payment	1	0	1403	11	-	-	1,480
National Water Supply and Water Transport Board	Water bill payment	1	0	1403	11	-	-	359,686
National Water Supply and Water Transport Board	Water bill payment	1	0	1403	11	-	-	1,388
National Water Supply and Water Transport Board	Water bill payment	1	0	1403	11	-	-	383,866
National Water Supply and Water Transport Board	Water Bill	1	0	1403	11	-	-	200,550
National Water Supply and Water Transport Board	Water Bill	1	0	1403	11	-	-	186,829
National Water Supply and Water Transport Board	Water Bill	1	0	1403	11	-	-	134,870
National Water Supply and Water Transport Board	Water Bill	1	0	1403	11	-	-	129,594
National Water Supply and Water Transport Board	water bill	1	0	1403	11	-	-	433,056
National Water Supply and Water Transport Board	water bill	1	0	1403	11	-	-	432,619
National Water Supply and Water Transport Board	Gampaha Jail-Water Bill	1	0	1403	11	-	-	19,518
National Water Supply and Water Transport Board	Institutional water bill- November	1	0	1403	11	-	-	199,989

National Water Supply and Water Transport Board	Adalla Water Bill - November	1	0	1403	11	-	-	2,286
Municipal Commissioner Nuwara Eliya	November water bill	1	0	1403	11	-	-	2,527
Municipal Council - Kurunegala	water bill	1	0	1403	11	-	-	10,983
Municipal Council - Kurunegala	water bill	1	0	1403	11	-	-	10,753
Ceylon Electricity Board	water bill	1	0	1403	11	-	-	102,034
Ceylon Electricity Board	water bill	1	0	1403	11	-	-	22,206
Ceylon Electricity Board	Kandawatta Work Camp-Electricity Bill	1	0	1403	11	-	-	4,253
Ceylon Electricity Board	Mithrigala Work Camp-Electricity Bill	1	0	1403	11	-	-	4,562
Ceylon Electricity Board	Electricity bills	1	0	1403	11	-	-	88,118
Ceylon Electricity Board	Electricity	1	0	1403	11	-	-	17,876
Ceylon Electricity Board	Electricity bill of the institution	1	0	1403	11	-	-	865,686
Ceylon Electricity Board	Electricity bill of Village Udava stall	1	0	1403	11	-	-	22,470
Ceylon Electricity Board	institution electricteit	1	0	1403	11	-	-	931,450
Ceylon Electricity Board	Electricity Bill-New Farm	1	0	1403	11	-	-	349
Ceylon Electricity Board	Electricity Bill-New Farm	1	0	1403	11	-	-	1,519
Ceylon Electricity Board	Electricity Bill Institute	1	0	1403	11	-	-	149,058
Ceylon Electricity Board	Electricity Bill Institute	1	0	1403	11	-	-	151,528
Ceylon Electricity Board	Electricity Bill-New Farm	1	0	1403	11	-	-	1,298
Ceylon Electricity Board	Electricity Bill-New Farm	1	0	1403	11	-	-	349
Ceylon Electricity Board	Settlement of Electricity Bills - Elpitiya Ja	1	0	1403	11	-	-	6,338
Ceylon Electricity Board	Settlement of Electricity Bills - Elpitiya Ja	1	0	1403	11	-	-	6,458
Ceylon Electricity Board	Electricity bill payment	1	0	1403	11	-	-	531,202
Ceylon Electricity Board	Electricity bill payment	1	0	1403	11	-	-	19,419
Ceylon Electricity Board	Electricity bill payment	1	0	1403	11	-	-	5,456
Ceylon Electricity Board	Kadurugasara prison Electricity Bill	1	0	1403	11	-	-	15,003
Ceylon Electricity Board	Hambanthota lokup Electricity Bill	1	0	1403	11	-	-	4,738
Ceylon Electricity Board	Embilipitiya lokup Electricity Bill	1	0	1403	11	-	-	6,723
Ceylon Electricity Board	Electricity Bill	1	0	1403	11	-	-	40,502
Ceylon Electricity Board	Electricity Bill	1	0	1403	11	-	-	131,043
Ceylon Electricity Board	Kadurugasara Electricity Bill	1	0	1403	11	-	-	17,415
Ceylon Electricity Board	Electricity Bill	1	0	1403	11	-	-	1,862,971
Ceylon Electricity Board	Electricity bill payment	1	0	1403	11	-	-	994,514
Ceylon Electricity Board	Electricity bill payment	1	0	1403	11	-	-	180,246
Ceylon Electricity Board	Electricity bill payment	1	0	1403	11	-	-	234
Ceylon Electricity Board	Electricity bill payment	1	0	1403	11	-	-	160,603
Ceylon Electricity Board	Electricity bill payment	1	0	1403	11	-	-	234
Ceylon Electricity Board	Electricity bill payment	1	0	1403	11	-	-	993,248
Ceylon Electricity Board	December Electricity Bill	1	0	1403	11	-	-	281,379
Ceylon Electricity Board	2023 november Electricity Bill	1	0	1403	11	-	-	221,709
Ceylon Electricity Board	2023 December Electricity Bill	1	0	1403	11	-	-	222,338
Ceylon Electricity Board	Electricity Bill	1	0	1403	11	-	-	1,333,113
Ceylon Electricity Board	Electricity Bill	1	0	1403	11	-	-	1,304,000
Ceylon Electricity Board	Electricity Bill	1	0	1403	11	-	-	985,034
Ceylon Electricity Board	Electricity Bill	1	0	1403	11	-	-	283,678
Ceylon Electricity Board	Electricity Bill	1	0	1403	11	-	-	3,327
Ceylon Electricity Board	Bogambara Electricity Bill	1	0	1403	11	-	-	1,339,790
Ceylon Electricity Board	Matale Electricity Bill	1	0	1403	11	-	-	5,312

Ceylon Electricity Board	Electricity Bill	1	0	1403	11	-	-	769
Ceylon Electricity Board	Electricity Bill	1	0	1403	11	-	-	14,662
Ceylon Electricity Board	Electricity Bill	1	0	1403	11	-	-	14,908
Ceylon Electricity Board	Electricity Bill	1	0	1403	11	-	-	98,185
Ceylon Electricity Board	Electricity Bill	1	0	1403	11	-	-	24,308
Ceylon Electricity Board	Electricity Bill	1	0	1403	11	-	-	271
Ceylon Electricity Board	Electricity Bill	1	0	1403	11	-	-	1,872
Ceylon Electricity Board	Electricity Bill	1	0	1403	11	-	-	9,464
Ceylon Electricity Board	November Electricity Bill	1	0	1403	11	-	-	144,467
Ceylon Electricity Board	November Electricity Bill	1	0	1403	11	-	-	14,199
Ceylon Electricity Board	November Electricity Bill	1	0	1403	11	-	-	19,496
Ceylon Electricity Board	November Electricity Bill	1	0	1403	11	-	-	372,221
Ceylon Electricity Board	November Electricity Bill	1	0	1403	11	-	-	2,181
Ceylon Electricity Board	November Electricity Bill	1	0	1403	11	-	-	15,575
Ceylon Electricity Board	Electricity Bill-	1	0	1403	11	-	-	8,840
Ceylon Electricity Board	Electricity Bill	1	0	1403	11	-	-	362,661
Ceylon Electricity Board	Electricity Bill	1	0	1403	11	-	-	339,171
Ceylon Electricity Board	Electricity Bill	1	0	1403	11	-	-	217,522
Ceylon Electricity Board	Electricity Bill	1	0	1403	11	-	-	17,703
Ceylon Electricity Board	Electricity Bill	1	0	1403	11	-	-	236,821
Ceylon Electricity Board	Electricity Bill	1	0	1403	11	-	-	18,449
Ceylon Electricity Board	Electricity Bill	1	0	1403	11	-	-	5,973
Ceylon Electricity Board	Electricity Bill	1	0	1403	11	-	-	4,915
Ceylon Electricity Board	Electricity Bill	1	0	1403	11	-	-	4,518
Ceylon Electricity Board	Electricity Bill	1	0	1403	11	-	-	14,371
Ceylon Electricity Board	Electricity Bill	1	0	1403	11	-	-	487,138
Ceylon Electricity Board	Electricity Bill	1	0	1403	11	-	-	797,858
Ceylon Electricity Board	Electricity Bill	1	0	1403	11	-	-	20,574
Ceylon Electricity Board	Electricity Bill	1	0	1403	11	-	-	20,574
Ceylon Electricity Board	Electricity Bill	1	0	1403	11	-	-	373,633
Ceylon Electricity Board	Electricity Bill	1	0	1403	11	-	-	728
Ceylon Electricity Board	Electricity Bill	1	0	1403	11	-	-	23,544
Ceylon Electricity Board	Electricity Bill	1	0	1403	11	-	-	388,279
Ceylon Electricity Board	Electricity Bill	1	0	1403	11	-	-	775,292
Ceylon Electricity Board	Electricity Bill	1	0	1403	11	-	-	309,071
C/S Lanka Electricity Private Company	Payment of electricity bill	1	0	1403	11	-	-	3,892
C/S Lanka Electricity Private Company	Payment of electricity bill	1	0	1403	11	-	-	1,487
C/S Lanka Electricity Private Company	Settlement of Electricity Bills - Balapitiya	1	0	1403	11	-	-	8,663
C/S Lanka Electricity Private Company	Electricity Bill Settlement - Galle Bandha	1	0	1403	11	-	-	470,254
Colombo Municipal Council	2024 assessment	1	0	1404	11	-	-	2,350,742
Municipal Council, Hambantota	Hambantota Municipal Tax Assessment -	1	0	1404	11	-	-	771
Municipal Council, Hambantota	Tax rent	1	0	1404	11	-	-	6,394
Municipal Council - Kurunegala	Assessment	1	0	1404	11	-	-	16,038
Municipal Commissioner Anuradhapura	Gully services	1	0	1409	11	-	-	15,300
Municipal Commissioner Anuradhapura	Gully services	1	0	1409	11	-	-	10,200
Municipal Commissioner Anuradhapura	Gully services	1	0	1409	11	-	-	10,200
Municipal Commissioner Anuradhapura	Gully services	1	0	1409	11	-	-	5,100

Municipal Commissioner Anuradhapura	Gully services	1	0	1409	11	-	-	15,300
Municipal Commissioner Anuradhapura	Gully services	1	0	1409	11	-	-	10,200
District Council Higurakgoda	Payment for Gully Bowser	1	0	1409	11	-	-	184,200
District Council Higurakgoda	Payment for Gully Bowser	1	0	1409	11	-	-	31,800
Municipal Council - Kurunegala	Sewerage	1	0	1409	11	-	-	2,875
Municipal Council - Kurunegala	Sewerage	1	0	1409	11	-	-	2,875
Municipal Council - Kurunegala	Sewerage	1	0	1409	11	-	-	5,125
Municipal Council - Kurunegala	Sewerage	1	0	1409	11	-	-	4,750
Municipal Council - Kurunegala	Sewerage	1	0	1409	11	-	-	4,375
Lekam Regional Council Uppuveli	Galibowser service	1	0	1409	11	-	-	518,000
Lekam Regional Council Uppuveli	Galibowser service	1	0	1409	11	-	-	370,000
Secretary City Council Trincomalee	Galibowser service	1	0	1409	11	-	-	100,000
Secretary City Council Trincomalee	Galibowser service	1	0	1409	11	-	-	120,000
CECB	Construction of Pallekele Prison Complex	1	0	1-2104	11	-	-	18,964,636
Total								**80,483,703**
3.වෙනත් (පුද්ගලික) අංශය.								
R.Tec IT Solutions	Purchase of office stationery	1	0	1201	11	-	-	37,000
R.Tec IT Solutions	Purchase of office stationery	1	0	1201	11	-	-	37,000
Imitiyas Pakirdeen	Purchase of office stationery	1	0	1201	11	-	-	16,400
Imitiyas Pakirdeen	Purchase of office stationery	1	0	1201	11	-	-	25,875
Imitiyas Pakirdeen	Purchase of office stationery	1	0	1201	11	-	-	17,960
Imitiyas Pakirdeen	Purchase of office stationery	1	0	1201	11	-	-	36,550
H.A.Bagasrawala	Purchase of office stationery	1	0	1201	11	-	-	24,400
A.N.Nalaka	Purchase of office stationery	1	0	1201	11	-	-	6,600
K.R.I.Stationery	Purchase of office stationery	1	0	1201	11	-	-	155,770
K.R.I.Stationery	Purchase of office stationery	1	0	1201	11	-	-	160,450
Global Paint & Hardwear	Purchase of office stationery	1	0	1201	11	-	-	2,100
Godage Bookshop	Purchase of office stationery	1	0	1201	11	-	-	22,210
T.H.Sherifdeen	Purchase of office stationery	1	0	1201	11	-	-	24,700
T.H.Sherifdeen	Purchase of office stationery	1	0	1201	11	-	-	24,700
Nistop Computers	Purchase of office stationery	1	0	1201	11	-	-	15,000
Nistop Computers	Purchase of office stationery	1	0	1201	11	-	-	13,199
Nistop Computers	Purchase of office stationery	1	0	1201	11	-	-	15,000
Printex Computers	Purchase of office stationery	1	0	1201	11	-	-	8,950
Paragan Stationeries	Purchase of office stationery	1	0	1201	11	-	-	49,340
Paragan Stationeries	Purchase of office stationery	1	0	1201	11	-	-	51,400
Paragan Stationeries	Purchase of office stationery	1	0	1201	11	-	-	19,080
Buddika Bookshop	Purchase of office stationery	1	0	1201	11	-	-	43,200
Madumali Enterprises	Purchase of office stationery	1	0	1201	11	-	-	204,516
Megacity Stores - Kaduruwela	Purchase of office stationery	1	0	1201	11	-	-	25,790
Metro Computers Technology	Purchase of office stationery	1	0	1201	11	-	-	15,800
U Link Computers	Purchase of office stationery	1	0	1201	11	-	-	88,500
Ranga Electrical	Purchase of office stationery	1	0	1201	11	-	-	6,683
Ranga Electrical	Purchase of office stationery	1	0	1201	11	-	-	9,075
Lanka Technology Aplican (Pvt) Ltd	Purchase of office stationery	1	0	1201	11	-	-	19,780

Lanka Technology Aplican (Pvt) Ltd	Purchase of office stationery	1	0	1201	11	-	-	19,780
Lanka Technology Aplican (Pvt) Ltd	Purchase of office stationery	1	0	1201	11	-	-	19,780
Viraj Communication	Purchase of office stationery	1	0	1201	11	-	-	19,500
Viraj Communication	Purchase of office stationery	1	0	1201	11	-	-	10,000
Sha Tec Shon	Purchase of office stationery	1	0	1201	11	-	-	33,500
Sha Tec Shon	Purchase of office stationery	1	0	1201	11	-	-	24,500
Sherif Call Link	Purchase of office stationery	1	0	1201	11	-	-	6,400
SP - Polonnaruwa	Purchase of office stationery	1	0	1201	11	-	-	900
Soorya Stationers	Purchase of office stationery	1	0	1201	11	-	-	246,675
Soorya Stationers	Purchase of office stationery	1	0	1201	11	-	-	155,250
Soorya Stationers	Purchase of office stationery	1	0	1201	11	-	-	240,925
A Pulendra Fuel Station	Fuel bills	1	0	1202	11	-	-	135,548
H.G.P.M.Plantation (pvt) Ltd	Firewood bills	1	0	1202	11	-	-	790,099
H.G.P.M.Plantation (pvt) Ltd	Firewood bills	1	0	1202	11	-	-	808,546
H.G.P.M.Plantation (pvt) Ltd	Firewood bills	1	0	1202	11	-	-	786,268
H.G.P.M.Plantation (pvt) Ltd	Firewood bills	1	0	1202	11	-	-	766,260
H.G.P.M.Plantation (pvt) Ltd	Firewood bills	1	0	1202	11	-	-	831,960
H.G.P.M.Plantation (pvt) Ltd	Firewood bills	1	0	1202	11	-	-	319,485
H.G.P.M.Plantation (pvt) Ltd	Firewood bills	1	0	1202	11	-	-	711,458
J.A.D.D Anthony Enterprises	Fuel bills	1	0	1202	11	-	-	1,182,764
W.G.M.P.Wijewardena	Fuel bills	1	0	1202	11	-	-	5,340
Ahaliyagoda Associate	Fuel bills	1	0	1202	11	-	-	1,192,625
Ahaliyagoda Associate	Fuel bills	1	0	1202	11	-	-	850,465
Ahaliyagoda Associate	Fuel bills	1	0	1202	11	-	-	5,265
H.G.P.M.Plantation (pvt) Ltd	Firewood bills	1	0	1202	11	-	-	194,034
H.G.P.M.Plantation (pvt) Ltd	Firewood bills	1	0	1202	11	-	-	189,641
H.G.P.M.Plantation (pvt) Ltd	Firewood bills	1	0	1202	11	-	-	269,275
H.G.P.M.Plantation (pvt) Ltd	Firewood bills	1	0	1202	11	-	-	195,254
H.G.P.M.Plantation (pvt) Ltd	Firewood bills	1	0	1202	11	-	-	232,109
H.G.P.M.Plantation (pvt) Ltd	Firewood bills	1	0	1202	11	-	-	78,346
H.G.P.M.Plantation (pvt) Ltd	Firewood bills	1	0	1202	11	-	-	288,732
H.G.P.M.Plantation (pvt) Ltd	Firewood bills	1	0	1202	11	-	-	95,431
Edna Stores	Firewood bills	1	0	1202	11	-	-	141,900
Edna Stores	Firewood bills	1	0	1202	11	-	-	137,615
Edna Stores	Firewood bills	1	0	1202	11	-	-	141,900
Edna Stores	Firewood bills	1	0	1202	11	-	-	122,034
Edna Stores	Firewood bills	1	0	1202	11	-	-	126,915
Edna Stores	Firewood bills	1	0	1202	11	-	-	224,656
Edna Stores	Firewood bills	1	0	1202	11	-	-	254,994
Edna Stores	Firewood bills	1	0	1202	11	-	-	281,189
Edna Stores	Firewood bills	1	0	1202	11	-	-	283,743
S.S.Filling Station	Fuel bills	1	0	1202	11	-	-	9,870
S.Siwaghanam Lanka Filling Station	Fuel bills	1	0	1202	11	-	-	9,870
S.Siwaghanam Lanka Filling Station	Fuel bills	1	0	1202	11	-	-	18,868
K.S.Enterprises	Firewood bills	1	0	1202	11	-	-	253,271
Jegathis & Sons	Fuel bills	1	0	1202	11	-	-	433,622
Jegathis & Sons	Fuel bills	1	0	1202	11	-	-	347,095

Jegathis & Sons	Fuel bills	1	0	1202	11	-	-	256,620
Jegathis & Sons	Fuel bills	1	0	1202	11	-	-	9,870
Tuder Subasinghe Traders	Firewood bills	1	0	1202	11	-	-	214,383
Tuder Subasinghe Traders	Firewood bills	1	0	1202	11	-	-	188,159
Tuder Subasinghe Traders	Firewood bills	1	0	1202	11	-	-	412,759
Tuder Subasinghe Traders	Firewood bills	1	0	1202	11	-	-	424,792
Tuder Subasinghe Traders	Firewood bills	1	0	1202	11	-	-	337,325
T.M.Enterprises	Firewood bills	1	0	1202	11	-	-	85,004
T.M.Enterprises	Firewood bills	1	0	1202	11	-	-	44,249
T.M.Enterprises	Firewood bills	1	0	1202	11	-	-	105,544
T.M.Enterprises	Firewood bills	1	0	1202	11	-	-	116,358
T.M.Enterprises	Firewood bills	1	0	1202	11	-	-	174,357
T.M.Enterprises	Firewood bills	1	0	1202	11	-	-	146,867
W.Calistus D Perera	Fuel bills	1	0	1202	11	-	-	432,635
W.Calistus D Perera	Fuel bills	1	0	1202	11	-	-	422,765
Thayagaraja & Company	Firewood bills	1	0	1202	11	-	-	689,435
Thayagaraja & Company	Firewood bills	1	0	1202	11	-	-	777,584
Nippon Enterprises	Firewood bills	1	0	1202	11	-	-	238,994
Nippon Enterprises	Firewood bills	1	0	1202	11	-	-	168,586
Nippon Enterprises	Firewood bills	1	0	1202	11	-	-	228,751
Nippon Enterprises	Firewood bills	1	0	1202	11	-	-	177,538
New Laxmi (pvt) Ltd	L.P. Gas Bills	1	0	1202	11	-	-	582,720
New Laxmi (pvt) Ltd	L.P. Gas Bills	1	0	1202	11	-	-	782,960
New Laxmi (pvt) Ltd	L.P. Gas Bills	1	0	1202	11	-	-	669,616
Nippon Enterprises	Firewood bills	1	0	1202	11	-	-	235,580
Browns & Company PLC	Oil supply to boiler system	1	0	1202	11	-	-	556,600
Madduma Stores	L.P. Gas Bills	1	0	1202	11	-	-	99,900
Madduma Stores	L.P. Gas Bills	1	0	1202	11	-	-	134,800
MarkFed Filling Station	Fuel bills	1	0	1202	11	-	-	67,450
Mineral Spring (pvt) Ltd	Fuel bills	1	0	1202	11	-	-	74,456
Mineral Spring (pvt) Ltd	Fuel bills	1	0	1202	11	-	-	1,283,747
Munasinghe Filling Station	Fuel bills	1	0	1202	11	-	-	71,200
Munasinghe Filling Station	Fuel bills	1	0	1202	11	-	-	72,720
Munasinghe Filling Station	Fuel bills	1	0	1202	11	-	-	235,235
Munasinghe Filling Station	Fuel bills	1	0	1202	11	-	-	199,045
Munasinghe Filling Station	Fuel bills	1	0	1202	11	-	-	318,472
Munasinghe Filling Station	Fuel bills	1	0	1202	11	-	-	520,650
Ranjith Enterprises	Firewood bills	1	0	1202	11	-	-	256,830
Ranjith Enterprises	Firewood bills	1	0	1202	11	-	-	161,468
Ranjith Enterprises	Firewood bills	1	0	1202	11	-	-	212,698
Ranjith Enterprises	Firewood bills	1	0	1202	11	-	-	157,241
Ranjith Enterprises	Firewood bills	1	0	1202	11	-	-	213,543
Ranjith Enterprises	Firewood bills	1	0	1202	11	-	-	155,719
Ranjith Enterprises	Firewood bills	1	0	1202	11	-	-	158,931
Ranjith Enterprises	Firewood bills	1	0	1202	11	-	-	302,291
Ranjith Enterprises	Firewood bills	1	0	1202	11	-	-	169,996
Rajan Suppliers	Firewood bills	1	0	1202	11	-	-	118,300

Rajan Suppliers	Firewood bills	1	0	1202	11	-	-	157,574
Rajan Suppliers	Firewood bills	1	0	1202	11	-	-	99,451
Rajan Suppliers	Firewood bills	1	0	1202	11	-	-	198,576
Rajan Suppliers	Firewood bills	1	0	1202	11	-	-	217,157
Rajan Suppliers	Firewood bills	1	0	1202	11	-	-	197,487
Rajan Suppliers	Firewood bills	1	0	1202	11	-	-	198,154
Lanka Filling Station - Angunakolapalassa	Fuel bills	1	0	1202	11	-	-	811,427
Lanka Filling Station - Angunakolapalassa	Fuel bills	1	0	1202	11	-	-	682,005
Lanka Filling Station - Angunakolapalassa	Fuel bills	1	0	1202	11	-	-	475,668
Lanka Filling Station - Angunakolapalassa	Fuel bills	1	0	1202	11	-	-	489,906
Victory Hotel	Firewood bills	1	0	1202	11	-	-	70,215
Victory Hotel	Firewood bills	1	0	1202	11	-	-	47,147
Wijewardena Filling Station	Fuel bills	1	0	1202	11	-	-	402,760
Wijewardena Filling Station	Fuel bills	1	0	1202	11	-	-	656,665
Wijewardena Filling Station	Fuel bills	1	0	1202	11	-	-	167,132
Sandra Fiyona Construction & Suppliers	Firewood bills	1	0	1202	11	-	-	143,134
Sandra Fiyona Construction & Suppliers	Firewood bills	1	0	1202	11	-	-	105,846
Sandra Fiyona Construction & Suppliers	Firewood bills	1	0	1202	11	-	-	102,247
City Oil Pvt Ltd	Firewood bills	1	0	1202	11	-	-	35,600
Siri Traders	Firewood bills	1	0	1202	11	-	-	1,343,027
Siri Traders	Firewood bills	1	0	1202	11	-	-	1,557,324
Siri Traders	Firewood bills	1	0	1202	11	-	-	774,405
Siri Traders	Firewood bills	1	0	1202	11	-	-	1,070,437
Siri Traders	Firewood bills	1	0	1202	11	-	-	1,448,969
Siri Traders	Firewood bills	1	0	1202	11	-	-	1,684,722
Siri Traders-Makola	Firewood bills	1	0	1202	11	-	-	266,744
Siri Traders-Makola	Firewood bills	1	0	1202	11	-	-	264,445
Siri Traders-Makola	Firewood bills	1	0	1202	11	-	-	278,493
Siri Traders-Makola	Firewood bills	1	0	1202	11	-	-	267,765
Siri Traders-Makola	Firewood bills	1	0	1202	11	-	-	247,984
Siri Traders-Makola	Firewood bills	1	0	1202	11	-	-	271,994
Siwaganam Filling Station	Fuel bills	1	0	1202	11	-	-	1,136,892
Siwaganam Filling Station	Fuel bills Settlement	1	0	1202	11	-	-	32,900
Sudeena Suppliers (pvt) Ltd	Firewood bills	1	0	1202	11	-	-	247,865
Sudeena Suppliers (pvt) Ltd	Firewood bills	1	0	1202	11	-	-	188,543
Sudeena Suppliers (pvt) Ltd	Firewood bills	1	0	1202	11	-	-	240,285
Sudeena Suppliers (pvt) Ltd	Firewood bills	1	0	1202	11	-	-	267,269
Sudeena Suppliers (pvt) Ltd	Firewood bills	1	0	1202	11	-	-	548,557
Sudeena Suppliers (pvt) Ltd	Firewood bills	1	0	1202	11	-	-	200,412
Sudeena Suppliers (pvt) Ltd	Firewood bills	1	0	1202	11	-	-	181,178
Sudeena Suppliers (pvt) Ltd	Firewood bills	1	0	1202	11	-	-	220,882
Harischandra Mills PLC	Fuel bills Settlement	1	0	1202	11	-	-	2,880
Harischandra Mills PLC	Fuel bills Settlement	1	0	1202	11	-	-	44,006
Harischandra Mills PLC	Fuel bills Settlement	1	0	1202	11	-	-	16,450
A.G.Thilakaratne	Gampola M/C (Cooked Meal Ration)	1	0	1203	11	-	-	257,925
A.G.Thilakaratne	Nawalapitiya (Cooked Meal Ration)	1	0	1203	11	-	-	127,680
A.G.Thilakaratne	Gampola M/C (Cooked Meal Ration)	1	0	1203	11	-	-	251,946

A.G.Thilakaratne	Nawalapitiya (Cooked Meal Ration)	1	0	1203	11	-	-	133,950
A.G.Thilakaratne	Gampola M/C (Cooked Meal Ration)	1	0	1203	11	-	-	328,968
A.G.Thilakaratne	Nawalapitiya (Cooked Meal Ration)	1	0	1203	11	-	-	121,980
A.W.G Wishwamali	Cooked Meal	1	0	1203	11	-	-	49,932
A.W.G Wishwamali	Cooked Meal	1	0	1203	11	-	-	211,004
A.W.G Wishwamali	Cooked Meal	1	0	1203	11	-	-	49,275
A.W.G Wishwamali	Cooked Meal	1	0	1203	11	-	-	178,262
A.W.G Wishwamali	Cooked Meal	1	0	1203	11	-	-	23,871
A.W.G Wishwamali	Cooked Meal	1	0	1203	11	-	-	205,868
C-Lobster Enterprises	Supply ofFishand dried Fish	1	0	1203	11	-	-	1,975,650
C-Lobster Enterprises	Supply ofFishand dried Fish	1	0	1203	11	-	-	1,654,602
C-Lobster Enterprises	Supply ofFishand dried Fish	1	0	1203	11	-	-	1,746,575
C-Lobster Enterprises	Supply ofFishand dried Fish	1	0	1203	11	-	-	1,978,917
C-Lobster Enterprises	Supply ofFishand dried Fish	1	0	1203	11	-	-	1,715,311
C-Lobster Enterprises	Supply ofFishand dried Fish	1	0	1203	11	-	-	2,154,168
C-Lobster Enterprises	Supply ofFishand dried Fish	1	0	1203	11	-	-	2,211,825
C-Lobster Enterprises	Supply ofFishand dried Fish	1	0	1203	11	-	-	1,845,684
C-Lobster Enterprises	Supply ofFishand dried Fish	1	0	1203	11	-	-	1,960,806
C-Lobster Enterprises	Supply ofFishand dried Fish	1	0	1203	11	-	-	2,105,064
D Ajith Alahakoon	Moratuwa M/C Cooked Meal Ration Sup	1	0	1203	11	-	-	456,768
D Ajith Alahakoon	Moratuwa M/C Cooked Meal Ration Sup	1	0	1203	11	-	-	543,192
D Ajith Alahakoon	Moratuwa M/C Cooked Meal Ration Sup	1	0	1203	11	-	-	572,208
D Ajith Alahakoon	Moratuwa M/C Cooked Meal Ration Sup	1	0	1203	11	-	-	389,064
D.V.L Suppliers	Meat	1	0	1203	11	-	-	1,384,858
D.V.L Suppliers	Vegetables	1	0	1203	11	-	-	1,242,071
D.V.L Suppliers	Meat	1	0	1203	11	-	-	5,777,365
D.V.L Suppliers	Vegetables	1	0	1203	11	-	-	522,951
D.V.L Suppliers	Meat	1	0	1203	11	-	-	677,816
D.V.L Suppliers	Meat	1	0	1203	11	-	-	707,298
D.V.L Suppliers	Vegetables	1	0	1203	11	-	-	585,178
D.V.L Suppliers	Vegetables	1	0	1203	11	-	-	633,335
D.V.L Suppliers	Vegetables	1	0	1203	11	-	-	537,964
D.V.L Suppliers	Meat	1	0	1203	11	-	-	660,186
D.V.L Suppliers	Meat	1	0	1203	11	-	-	662,345
D.V.L Suppliers	Vegetables	1	0	1203	11	-	-	548,115
D.V.L Suppliers	Vegetables	1	0	1203	11	-	-	582,073
D.V.L Suppliers	Meat	1	0	1203	11	-	-	696,042
D.V.L Suppliers	Vegetables	1	0	1203	11	-	-	623,917
D.V.L Suppliers	Meat	1	0	1203	11	-	-	745,350
D.V.L Suppliers	Vegetables	1	0	1203	11	-	-	705,800
D.V.L Suppliers	Meat	1	0	1203	11	-	-	658,442
E.W.Enterprises,Maharagama	Kadurugasara RationSuply	1	0	1203	11	-	-	63,251
E.W.Enterprises,Maharagama	Kadurugasara RationSuply	1	0	1203	11	-	-	260,910
E.W.Enterprises,Maharagama	Kadurugasara RationSuply	1	0	1203	11	-	-	166,905
E.W.Enterprises,Maharagama	Kadurugasara RationSuply	1	0	1203	11	-	-	273,460
E.W.Enterprises,Maharagama	Kadurugasara RationSuply	1	0	1203	11	-	-	291,757
E.W.Enterprises,Maharagama	Kadurugasara RationSuply	1	0	1203	11	-	-	368,634

HGPM (pvt) Ltd	Agunakolapalassa Raw foodSuply	1	0	1203	11	-	-	17,925,960
HGPM (pvt) Ltd	Agunakolapalassa Raw foodSuply	1	0	1203	11	-	-	7,249,103
HGPM (pvt) Ltd	Kadurugasara RationSuply	1	0	1203	11	-	-	212,003
HGPM (pvt) Ltd	Agunakolapalassa Raw foodSuply	1	0	1203	11	-	-	17,232,966
HGPM (pvt) Ltd	Agunakolapalassa Raw foodSuply	1	0	1203	11	-	-	7,847,545
HGPM (pvt) Ltd	Kadurugasara RationSuply	1	0	1203	11	-	-	357,058
HGPM (pvt) Ltd	Agunakolapalassa Raw foodSuply	1	0	1203	11	-	-	19,232,981
HGPM (pvt) Ltd	Agunakolapalassa Raw foodSuply	1	0	1203	11	-	-	7,462,468
HGPM (pvt) Ltd	Kadurugasara RationSuply	1	0	1203	11	-	-	325,580
HGPM (pvt) Ltd	Agunakolapalassa Raw foodSuply	1	0	1203	11	-	-	16,054,868
HGPM (pvt) Ltd	Agunakolapalassa Raw foodSuply	1	0	1203	11	-	-	7,856,056
HGPM (pvt) Ltd	Kadurugasara RationSuply	1	0	1203	11	-	-	288,592
HGPM (pvt) Ltd	Agunakolapalassa Raw foodSuply	1	0	1203	11	-	-	17,356,804
HGPM (pvt) Ltd	Agunakolapalassa Raw foodSuply	1	0	1203	11	-	-	7,954,919
HGPM (pvt) Ltd	Kadurugasara RationSuply	1	0	1203	11	-	-	358,153
HGPM (pvt) Ltd	Raw food - August	1	0	1203	11	-	-	2,281,003
HGPM (pvt) Ltd	Raw Ration - August	1	0	1203	11	-	-	3,723,993
HGPM (pvt) Ltd	Raw food - September	1	0	1203	11	-	-	1,867,037
HGPM (pvt) Ltd	Raw Ration - September	1	0	1203	11	-	-	3,349,189
HGPM (pvt) Ltd	Raw food - Octomber	1	0	1203	11	-	-	933,840
HGPM (pvt) Ltd	Raw Ration - Octomber	1	0	1203	11	-	-	3,295,600
HGPM (pvt) Ltd	Raw food -Novamber	1	0	1203	11	-	-	1,018,037
HGPM (pvt) Ltd	Raw Ration - Novamber	1	0	1203	11	-	-	3,697,035
J.G.R.S.Saarasinghe	Kandy M/C(Cooked Meal Ration)	1	0	1203	11	-	-	650,818
J.G.R.S.Saarasinghe	Kandy M/C(Cooked Meal Ration)	1	0	1203	11	-	-	460,748
K.L.A.D.Wickramasinghe	Theldeniya M/C (Cooked Meal Ration)	1	0	1203	11	-	-	214,344
K.L.A.D.Wickramasinghe	Panwila M/C (Cooked Meal Ration)	1	0	1203	11	-	-	96,720
K.L.A.D.Wickramasinghe	Theldeniya M/C (Cooked Meal Ration)	1	0	1203	11	-	-	224,952
K.L.A.D.Wickramasinghe	Panwila M/C (Cooked Meal Ration)	1	0	1203	11	-	-	42,120
K.L.Chaminda Priyadarshana,Tissa	Cooked Meal Suply	1	0	1203	11	-	-	115,752
K.L.Chaminda Priyadarshana,Tissa	Cooked Meal Suply	1	0	1203	11	-	-	91,104
K.L.Chaminda Priyadarshana,Tissa	Cooked Meal Suply	1	0	1203	11	-	-	76,440
M.K.Suranga Sanjeewa,Hambantota	Cooked Meal Suply	1	0	1203	11	-	-	190,944
M.K.Suranga Sanjeewa,Hambantota	Cooked Meal Suply	1	0	1203	11	-	-	217,776
M.K.Suranga Sanjeewa,Hambantota	Cooked Meal Suply	1	0	1203	11	-	-	198,744
M.R.Enterprises	Vegetables	1	0	1203	11	-	-	1,119,190
M.R.Enterprises	Fish	1	0	1203	11	-	-	440,617
M.R.Enterprises	Fish	1	0	1203	11	-	-	662,737
M.R.Enterprises	Fish	1	0	1203	11	-	-	638,164
M.R.Enterprises	Fish	1	0	1203	11	-	-	489,529
M.R.Enterprises	Fish	1	0	1203	11	-	-	620,834
M.R.Enterprises	Fish	1	0	1203	11	-	-	619,817
M.R.Enterprises	Fish	1	0	1203	11	-	-	592,429
M.R.Enterprises	Fish	1	0	1203	11	-	-	720,044
N.L.C.L.Dissanayake	Cooked Meal	1	0	1203	11	-	-	90,816
N.L.C.L.Dissanayake	Cooked Meal	1	0	1203	11	-	-	94,600
N.L.C.L.Dissanayake	Cooked Meal	1	0	1203	11	-	-	85,656

R.Kodituwakku	Nugegoda M/C Cooked Meal Ration Sup	1	0	1203	11	-	-	406,224
R.Kodituwakku	Nugegoda M/C Cooked Meal Ration Sup	1	0	1203	11	-	-	571,584
R.Kodituwakku	Nugegoda M/C Cooked Meal Ration Sup	1	0	1203	11	-	-	438,048
R.Kodituwakku	Nugegoda M/C Cooked Meal Ration Sup	1	0	1203	11	-	-	123,552
S.A.N.P.Mendis	Hatton Lokup(Cooked Meal Ration)	1	0	1203	11	-	-	172,456
S.A.N.P.Mendis	Hatton Lokup(Cooked Meal Ration)	1	0	1203	11	-	-	133,982
S.K.Indika Jayaraj,Embilipitiya	Cooked Meal Suply	1	0	1203	11	-	-	214,434
S.K.Indika Jayaraj,Embilipitiya	Cooked Meal Suply	1	0	1203	11	-	-	201,780
S.K.Indika Jayaraj,Embilipitiya	Cooked Meal Suply	1	0	1203	11	-	-	164,826
U.P.S.Malwatta	Galkissa M/C Cooked Meal Ration Suply	1	0	1203	11	-	-	603,720
U.P.S.Malwatta	Galkissa M/C Cooked Meal Ration Suply	1	0	1203	11	-	-	803,088
U.P.S.Malwatta	Galkissa M/C Cooked Meal Ration Suply	1	0	1203	11	-	-	759,096
U.P.S.Malwatta	Galkissa M/C Cooked Meal Ration Suply	1	0	1203	11	-	-	589,056
U.P.Abekoon,Tangalle	Cooked Meal Suply	1	0	1203	11	-	-	85,800
U.P.Abekoon,Tangalle	Cooked Meal Suply	1	0	1203	11	-	-	79,872
U.P.Abekoon,Tangalle	Cooked Meal Suply	1	0	1203	11	-	-	84,965
V.G.R.Priyantha,Walasmulla	Cooked Meal Suply	1	0	1203	11	-	-	101,400
V.G.R.Priyantha,Walasmulla	Cooked Meal Suply	1	0	1203	11	-	-	90,168
V.G.R.Priyantha,Walasmulla	Cooked Meal Suply	1	0	1203	11	-	-	95,688
V.Sureshkumar	Cooked Meal	1	0	1203	11	-	-	28,590
V.Sureshkumar	Cooked Meal	1	0	1203	11	-	-	49,920
V.Sureshkumar	Cooked Meal	1	0	1203	11	-	-	61,776
V.Sureshkumar	Cooked Meal	1	0	1203	11	-	-	39,540
V.Sureshkumar	Cooked Meal	1	0	1203	11	-	-	38,124
V.Sureshkumar	Cooked Meal	1	0	1203	11	-	-	53,664
V.Sureshkumar	Cooked Meal	1	0	1203	11	-	-	47,112
V.Sureshkumar	Cooked Meal	1	0	1203	11	-	-	46,110
V.Sureshkumar	Cooked Meal	1	0	1203	11	-	-	39,414
V.Sureshkumar	Cooked Meal	1	0	1203	11	-	-	44,304
V.Sureshkumar	Cooked Meal	1	0	1203	11	-	-	50,154
V.Sureshkumar	Cooked Meal	1	0	1203	11	-	-	30,264
I.D.C.L.Kumara	Fish Meat/DryFishSuply	1	0	1203	11	-	-	666,995
I.D.C.L.Kumara	Fish Meat/DryFishSuply	1	0	1203	11	-	-	92,100
Ashan Pradeep	Ration Bill	1	0	1203	11	-	-	111,359
Ashan Pradeep	Ration Bill	1	0	1203	11	-	-	85,800
Ashan Pradeep	Ration Bill	1	0	1203	11	-	-	134,160
Ashan Pradeep	Ration Bill	1	0	1203	11	-	-	71,760
Asis Brothers	Ration	1	0	1203	11	-	-	146,160
Asis Brothers	Ration	1	0	1203	11	-	-	121,800
Asis Brothers	Ration	1	0	1203	11	-	-	137,025
Asis Brothers	Ration	1	0	1203	11	-	-	131,950
Asis Brothers	Ration	1	0	1203	11	-	-	121,800
Asis Brothers	Ration	1	0	1203	11	-	-	121,800
Asis Brothers	Ration	1	0	1203	11	-	-	129,920
Asis Brothers	Ration	1	0	1203	11	-	-	137,025
Asis Brothers	Ration	1	0	1203	11	-	-	137,025
Asis Brothers	Ration	1	0	1203	11	-	-	127,890

Asis Brothers	Chiken Suply	1	0	1203	11	-	-	2,490,163
Asis Brothers	Eggs Suply	1	0	1203	11	-	-	584,750
Asis Brothers	Chiken Suply	1	0	1203	11	-	-	5,768,748
Asis Brothers	Eggs Suply	1	0	1203	11	-	-	478,389
Asis Brothers	Chiken Suply	1	0	1203	11	-	-	5,821,439
Asis Brothers	Eggs Suply	1	0	1203	11	-	-	627,374
Asis Brothers	Chiken Suply	1	0	1203	11	-	-	3,280,536
Asis Brothers	Eggs Suply	1	0	1203	11	-	-	254,542
Asis Brothers	Chiken Suply	1	0	1203	11	-	-	264,327
Asis Brothers	Eggs Suply	1	0	1203	11	-	-	3,346,889
Asis Brothers	Chiken Suply	1	0	1203	11	-	-	3,467,884
Asis Brothers	Eggs Suply	1	0	1203	11	-	-	414,586
Asis Brothers	Chiken Suply	1	0	1203	11	-	-	3,245,409
Asis Brothers	Eggs Suply	1	0	1203	11	-	-	272,637
Asis Brothers	Ration Suply	1	0	1203	11	-	-	2,591,643
Asis Brothers	Ration Suply	1	0	1203	11	-	-	258,831
Asis Brothers	Ration Suply	1	0	1203	11	-	-	5,807,779
Asis Brothers	Ration Suply	1	0	1203	11	-	-	5,524,805
Asis Brothers	Ration Suply	1	0	1203	11	-	-	131,158
Asis Brothers	Ration Suply	1	0	1203	11	-	-	2,847,295
Asis Brothers	Ration Suply	1	0	1203	11	-	-	2,603,352
Asis Brothers	Ration Suply	1	0	1203	11	-	-	3,030,739
Asis Brothers	Ration Suply	1	0	1203	11	-	-	2,782,304
Asis Brothers	Ration Suply	1	0	1203	11	-	-	347,383
Asis Brothers	Ration Suply	1	0	1203	11	-	-	5,408,039
Asis Brothers	Ration Suply	1	0	1203	11	-	-	601,444
Asis Brothers	Ration Suply	1	0	1203	11	-	-	433,363
Asis Brothers	Ration Suply	1	0	1203	11	-	-	5,546,305
Asis Brothers	Ration Suply	1	0	1203	11	-	-	5,536,346
Asis Brothers	Ration Suply	1	0	1203	11	-	-	435,805
R.L.Weerakoon	Ration Suply	1	0	1203	11	-	-	28,392
R.L.Weerakoon	Ration Suply	1	0	1203	11	-	-	49,608
R.L.Weerakoon	Ration Suply	1	0	1203	11	-	-	60,840
R.L.Weerakoon	Ration Suply	1	0	1203	11	-	-	21,840
R.L.Weerakoon	Ration Suply	1	0	1203	11	-	-	68,016
R.L.Weerakoon	Ration Suply	1	0	1203	11	-	-	19,968
R.L.Weerakoon	Ration Suply	1	0	1203	11	-	-	23,712
R.L.Weerakoon	Ration Suply	1	0	1203	11	-	-	64,272
R.L.Weerakoon	Ration Suply	1	0	1203	11	-	-	23,088
R.L.Weerakoon	Ration Suply	1	0	1203	11	-	-	54,600
R.L.Weerakoon	Ration Suply	1	0	1203	11	-	-	43,992
R.A.Hector	Ration Bill	1	0	1203	11	-	-	598,480
R.A.Hector	Ration Bill	1	0	1203	11	-	-	549,970
R.A.Hector	Ration Bill	1	0	1203	11	-	-	634,335
R.A.Hector	Ration Bill	1	0	1203	11	-	-	575,080
R.M.P.Jayantha	Pelmadulla M/C Cooked Meal	1	0	1203	11	-	-	176,253
R.M.P.Jayantha	Pelmadulla M/C Cooked Meal	1	0	1203	11	-	-	125,237

R.M.P.Jayantha	Pelmadulla M/C Cooked Meal	1	0	1203	11	-	-	75,089
R.Kodithuwakku	Ration Suply	1	0	1203	11	-	-	1,160,328
R.Kodithuwakku	Ration Suply	1	0	1203	11	-	-	1,220,232
R.Kodithuwakku	Ration Suply	1	0	1203	11	-	-	923,520
Isuru Jaith	Ration Suply	1	0	1203	11	-	-	73,944
Isuru Jaith	Ration Suply	1	0	1203	11	-	-	64,896
Isuru Jaith	Ration Suply	1	0	1203	11	-	-	73,320
Isuru Jaith	Ration Suply	1	0	1203	11	-	-	66,456
Isuru Jaith	Ration Suply	1	0	1203	11	-	-	78,624
Isuru Jaith	Ration Suply	1	0	1203	11	-	-	28,704
E.W.Enterprises	Dry Ration Biill Settlement - 2724	1	0	1203	11	-	-	1,776,127
E.W.Enterprises	Dry Ration Biill Settlement - 2730	1	0	1203	11	-	-	79,561
E.W.Enterprises	Dry Ration Biill Settlement - 2728	1	0	1203	11	-	-	1,380,226
E.W.Enterprises	Dry Ration Biill Settlement - 2729	1	0	1203	11	-	-	1,607,719
E.W.Enterprises	Dry Ration Biill Settlement - 2646	1	0	1203	11	-	-	2,160,081
E.W.Enterprises	Dry Ration Biill Settlement - 2651	1	0	1203	11	-	-	36,099
E.W.Enterprises	Dry Ration Biill Settlement - 2575	1	0	1203	11	-	-	756,199
E.W.Enterprises	Dry Ration Biill Settlement - 2734	1	0	1203	11	-	-	1,680,568
E.W.Enterprises	Dry Ration Biill Settlement - 2736	1	0	1203	11	-	-	1,991,521
E.W.Enterprises	Dry Ration Biill Settlement - 2741	1	0	1203	11	-	-	1,911,406
E.W.Enterprises	Dry Ration Biill Settlement - 2742	1	0	1203	11	-	-	1,943,062
E.W.Enterprises	Dry Ration Biill Settlement - 2750	1	0	1203	11	-	-	2,049,323
E.W.Enterprises	Dry Ration Biill Settlement - 2744	1	0	1203	11	-	-	2,034,540
E.W.Enterprises	Dry Ration Biill Settlement - 2751	1	0	1203	11	-	-	2,111,129
E.W.Enterprises	Dry Ration Biill Settlement - 2754	1	0	1203	11	-	-	2,168,134
E.W.Enterprises	Dry Ration Biill Settlement	1	0	1203	11	-	-	1,857,959
E.W.Enterprises	Dry Ration Biill Settlement	1	0	1203	11	-	-	2,232,080
H.M.Nilantha Chandrakumara	Cooked Meal	1	0	1203	11	-	-	75,240
H.M.Nilantha Chandrakumara	Cooked Meal	1	0	1203	11	-	-	81,840
H.M.Nilantha Chandrakumara	Cooked Meal	1	0	1203	11	-	-	69,960
H.A.Keerthiratna	Cooked Meal Ration Biill Settlement Udu	1	0	1203	11	-	-	10,260
H.A.Keerthiratna	Cooked Meal Ration Biill Settlement Udu	1	0	1203	11	-	-	42,660
H.A.Keerthiratna	Cooked Meal Ration Biill Settlement Udu	1	0	1203	11	-	-	50,220
H.A.Keerthiratna	Cooked Meal Ration Biill Settlement Udu	1	0	1203	11	-	-	52,020
H.A.Keerthiratna	Cooked Meal Ration Biill Settlement Udu	1	0	1203	11	-	-	63,360
H.A.Keerthiratna	Cooked Meal Ration Biill Settlement Udu	1	0	1203	11	-	-	48,780
H.M.Mangalika Priyathi	Cooked Meal Suply	1	0	1203	11	-	-	51,600
H.M.Mangalika Priyathi	Cooked Meal Suply	1	0	1203	11	-	-	48,480
H.A.Keerthiratna	Cooked Meal Suply	1	0	1203	11	-	-	34,560
H.K.Wijesena	Cooked Meal	1	0	1203	11	-	-	10,730
H.K.Wijesena	Cooked Meal	1	0	1203	11	-	-	24,650
H.K.Wijesena	Cooked Meal	1	0	1203	11	-	-	19,720
H.K.Wijesena	Cooked Meal	1	0	1203	11	-	-	18,850
H.K.Wijesena	Cooked Meal	1	0	1203	11	-	-	17,980
H.K.Wijesena	Cooked Meal	1	0	1203	11	-	-	20,010
H.K.Wijesena	Cooked Meal	1	0	1203	11	-	-	17,400
H.K.Wijesena	Cooked Meal	1	0	1203	11	-	-	34,800

H.K.Wijesena	Cooked Meal	1	0	1203	11	-	-	20,300
H.K.Wijesena	Cooked Meal	1	0	1203	11	-	-	25,520
H.K.Wijesena	Cooked Meal	1	0	1203	11	-	-	17,110
H.K.Wijesena	Cooked Meal	1	0	1203	11	-	-	10,150
H.G.P.M.Pvt Ltd	Raw Ration Biill Settlement,- Coconut	1	0	1203	11	-	-	1,344,700
H.G.P.M.Pvt Ltd	Raw Ration Biill Settlement - Fish	1	0	1203	11	-	-	1,849,121
H.G.P.M.Pvt Ltd	Raw Ration Biill Settlement - Chiken Vat	1	0	1203	11	-	-	1,551,473
H.G.P.M.Pvt Ltd	Raw Ration Biill Settlement - Coconut	1	0	1203	11	-	-	2,519,400
H.G.P.M.Pvt Ltd	Raw Ration Biill Settlement - Fish	1	0	1203	11	-	-	3,627,079
H.G.P.M.Pvt Ltd	Raw Ration Biill Settlement - Chiken Vat	1	0	1203	11	-	-	2,777,039
H.G.P.M.Pvt Ltd	Raw Ration Biill Settlement - Coconut	1	0	1203	11	-	-	2,393,600
H.G.P.M.Pvt Ltd	Raw Ration Biill Settlement - Fish	1	0	1203	11	-	-	3,412,718
H.G.P.M.Pvt Ltd	Raw Ration Biill Settlement - Chiken Vat	1	0	1203	11	-	-	2,827,779
H.G.P.M.Pvt Ltd	Raw Ration Biill Settlement - Coconut	1	0	1203	11	-	-	2,413,150
H.G.P.M.Pvt Ltd	Raw Ration Biill Settlement - Chiken Vat	1	0	1203	11	-	-	2,641,407
H.G.P.M.Pvt Ltd	Raw Ration Biill Settlement - Fish	1	0	1203	11	-	-	3,471,162
H.G.P.M.Pvt Ltd	Raw Ration Biill - Fish	1	0	1203	11	-	-	4,039
H.G.P.M.Pvt Ltd	Raw Ration Biill - Dry Fish	1	0	1203	11	-	-	21,369
H.G.P.M.Pvt Ltd	Raw Ration Biill Settlement - Coconut	1	0	1203	11	-	-	2,266,950
H.G.P.M.Pvt Ltd	Raw Ration Biill Settlement - Fish	1	0	1203	11	-	-	3,305,190
H.G.P.M.Pvt Ltd	Raw Ration Biill Settlement - Chiken Vat	1	0	1203	11	-	-	2,562,370
H.G.P.M.Pvt Ltd	Raw Ration Biill Settlement - Coconut	1	0	1203	11	-	-	2,459,050
H.G.P.M.Pvt Ltd	Raw Ration Biill Settlement - Fish	1	0	1203	11	-	-	3,443,701
H.G.P.M.Pvt Ltd	Raw Ration Biill Settlement - Chiken Vat	1	0	1203	11	-	-	2,664,826
H.G.P.M.Pvt Ltd	Ration Suply -VAT free Dry Ration	1	0	1203	11	-	-	999,814
H.G.P.M.Pvt Ltd	Ration Suply VAT free Dry Ration	1	0	1203	11	-	-	328,898
H.G.P.M.Pvt Ltd	Ration Suply - Coconut	1	0	1203	11	-	-	1,324,368
H.G.P.M.Pvt Ltd	Ration Suply -Fish	1	0	1203	11	-	-	1,646,231
H.G.P.M.Pvt Ltd	Ration Suply - Vegetables	1	0	1203	11	-	-	1,288,867
H.G.P.M.Pvt Ltd	Ration Suply -VAT free Chiken	1	0	1203	11	-	-	1,574,306
H.G.P.M.Pvt Ltd	Ration Suply --Eggs	1	0	1203	11	-	-	23,436
H.G.P.M.Pvt Ltd	Ration Suply -Rice	1	0	1203	11	-	-	1,407,000
H.G.P.M.Pvt Ltd	Ration Suply - Coconut	1	0	1203	11	-	-	1,258,969
H.G.P.M.Pvt Ltd	Ration Suply -Fish	1	0	1203	11	-	-	1,544,621
H.G.P.M.Pvt Ltd	Ration Suply - Vegetables	1	0	1203	11	-	-	1,292,805
H.G.P.M.Pvt Ltd	Ration Suply -VAT inclusive Chiken	1	0	1203	11	-	-	1,582,698
H.G.P.M.Pvt Ltd	Ration Suply --Eggs	1	0	1203	11	-	-	23,940
H.G.P.M.Pvt Ltd	Ration Suply -Rice	1	0	1203	11	-	-	2,251,035
H.G.P.M.Pvt Ltd	Ration Suply -VAT free Dry Ration	1	0	1203	11	-	-	593,205
H.G.P.M.Pvt Ltd	Ration Suply -VAT inclusive Dry Ration	1	0	1203	11	-	-	180,823
H.G.P.M.Pvt Ltd	Ration Suply - Coconut	1	0	1203	11	-	-	1,343,714
H.G.P.M.Pvt Ltd	Ration Suply -Fish	1	0	1203	11	-	-	1,854,840
H.G.P.M.Pvt Ltd	Ration Suply - Vegetables	1	0	1203	11	-	-	1,302,337
H.G.P.M.Pvt Ltd	Ration Suply -VAT inclusive Chiken	1	0	1203	11	-	-	1,687,105
H.G.P.M.Pvt Ltd	Ration Suply --Eggs	1	0	1203	11	-	-	13,671
H.G.P.M.Pvt Ltd	Ration Suply -Rice	1	0	1203	11	-	-	1,113,000
H.G.P.M.Pvt Ltd	Ration Suply -VAT free Dry Ration	1	0	1203	11	-	-	324,140

H.G.P.M.Pvt Ltd	Ration Suply -VAT inclusive Dry Ration	1	0	1203	11	-	-	119,999
H.G.P.M.Pvt Ltd	Ration Suply -Fish	1	0	1203	11	-	-	1,759,251
H.G.P.M.Pvt Ltd	Ration Suply - Coconut	1	0	1203	11	-	-	1,300,500
H.G.P.M.Pvt Ltd	Ration Suply -VAT inclusive Chiken	1	0	1203	11	-	-	1,621,143
H.G.P.M.Pvt Ltd	Ration Suply --Eggs	1	0	1203	11	-	-	11,718
H.G.P.M.Pvt Ltd	Ration Suply -Rice	1	0	1203	11	-	-	2,310,000
H.G.P.M.Pvt Ltd	Ration Suply -VAT free Dry Ration	1	0	1203	11	-	-	594,949
H.G.P.M.Pvt Ltd	Ration Suply -VAT inclusive Dry Ration	1	0	1203	11	-	-	209,783
H.G.P.M.Pvt Ltd	Ration Suply -Fish	1	0	1203	11	-	-	1,151,898
H.G.P.M.Pvt Ltd	Ration Suply - Coconut	1	0	1203	11	-	-	1,353,047
H.G.P.M.Pvt Ltd	Ration Suply -Fish	1	0	1203	11	-	-	1,855,401
H.G.P.M.Pvt Ltd	Ration Suply - Vegetables	1	0	1203	11	-	-	1,253,778
H.G.P.M.Pvt Ltd	Ration Suply -VAT inclusive Chiken	1	0	1203	11	-	-	1,691,594
H.G.P.M.Pvt Ltd	Ration Suply --Eggs	1	0	1203	11	-	-	11,718
H.G.P.M.Pvt Ltd	Ration Suply -Rice	1	0	1203	11	-	-	1,680,000
H.G.P.M.Pvt Ltd	Ration Suply -VAT free Dry Ration	1	0	1203	11	-	-	639,258
H.G.P.M.Pvt Ltd	Ration Suply -VAT inclusive Dry Ration	1	0	1203	11	-	-	185,266
Edna Stores	Ration Suply - August	1	0	1203	11	-	-	2,360,182
Edna Stores	Ration Suply - August	1	0	1203	11	-	-	1,692,489
Edna Stores	Ration Suply - August	1	0	1203	11	-	-	2,319,714
Edna Stores	Ration Suply - August	1	0	1203	11	-	-	592,120
N.M.Kaseer	Cooked Meal	1	0	1203	11	-	-	35,560
N.M.Kaseer	Cooked Meal	1	0	1203	11	-	-	46,760
N.M.Kaseer	Cooked Meal	1	0	1203	11	-	-	58,240
N.M.Kaseer	Cooked Meal	1	0	1203	11	-	-	48,720
N.M.Kaseer	Cooked Meal	1	0	1203	11	-	-	46,200
N.M.Kaseer	Cooked Meal	1	0	1203	11	-	-	42,280
N.L.C.L.Dissanayaka	Ration Suply	1	0	1203	11	-	-	36,050
N.L.C.L.Dissanayaka	Ration Suply	1	0	1203	11	-	-	32,000
N.L.C.L.Dissanayaka	Ration Suply	1	0	1203	11	-	-	38,850
N.L.C.L.Dissanayaka	Ration Suply	1	0	1203	11	-	-	31,040
N.L.C.L.Dissanayaka	Ration Suply	1	0	1203	11	-	-	40,000
N.L.C.L.Dissanayaka	Ration Suply	1	0	1203	11	-	-	41,475
N.L.C.L.Dissanayaka	Ration Suply	1	0	1203	11	-	-	25,600
N.L.C.L.Dissanayaka	Ration Suply	1	0	1203	11	-	-	43,050
N.L.C.L.Dissanayaka	Ration Suply	1	0	1203	11	-	-	41,300
N.L.C.L.Dissanayaka	Ration Suply	1	0	1203	11	-	-	34,560
N.L.C.L.Dissanayaka	Ration Suply	1	0	1203	11	-	-	15,200
N.L.C.L.Dissanayaka	Ration Suply	1	0	1203	11	-	-	15,575
M.R.Eterprises	Rice supply	1	0	1203	11	-	-	1,079,400
M.R.Eterprises	Rice supply	1	0	1203	11	-	-	2,680,305
M.R.Eterprises	Rice supply	1	0	1203	11	-	-	1,338,425
M.R.Eterprises	Rice supply	1	0	1203	11	-	-	230,000
M.R.Eterprises	Rice supply	1	0	1203	11	-	-	2,185,000
M.R.Eterprises	Rice supply	1	0	1203	11	-	-	1,598,500
M.R.Eterprises	Ration Suply	1	0	1203	11	-	-	147,125
M.R.Eterprises	Ration Suply	1	0	1203	11	-	-	83,088

M.R.Eterprises	Ration Suply	1	0	1203	11	-	-	217,446
M.M.Gunathilaka	Cooked Meal Ration Hikkaduwa M/C	1	0	1203	11	-	-	97,055
M.M.Gunathilaka	Cooked Meal Ration Hikkaduwa M/C	1	0	1203	11	-	-	106,690
M.M.Gunathilaka	Cooked Meal Ration Hikkaduwa M/C	1	0	1203	11	-	-	79,900
M.K.A.Lakmali	Cooked Meal Ration - Aththanagalla	1	0	1203	11	-	-	148,140
S.R.Gallage	Ration Suply	1	0	1203	11	-	-	73,670
S.R.Gallage	Ration Suply	1	0	1203	11	-	-	72,981
S.R.Gallage	Ration Suply	1	0	1203	11	-	-	75,047
S.R.Gallage	Ration Suply	1	0	1203	11	-	-	67,703
S.R.Gallage	Ration Suply	1	0	1203	11	-	-	84,686
S.R.Gallage	Ration Suply	1	0	1203	11	-	-	34,655
S.M.A.Asis Brothers (Pvt) Ltd	Mahara--fruts	1	0	1203	11	-	-	79,183
S.M.A.Asis Brothers (Pvt) Ltd	Bread	1	0	1203	11	-	-	3,131
S.M.A.Asis Brothers (Pvt) Ltd	Mahara--fruts	1	0	1203	11	-	-	81,940
S.M.A.Asis Brothers (Pvt) Ltd	Bread	1	0	1203	11	-	-	3,340
S.M.A.Asis Brothers (Pvt) Ltd	Bread	1	0	1203	11	-	-	3,131
S.M.A.Asis Brothers (Pvt) Ltd	Mahara--fruts	1	0	1203	11	-	-	75,034
S.M.A.Asis Brothers (Pvt) Ltd	Mahara--fruts	1	0	1203	11	-	-	73,126
S.M.A.Asis Brothers (Pvt) Ltd	Bread	1	0	1203	11	-	-	2,296
S.A.D.Wickramarathna	Cooked Meal Ration - Pugoda	1	0	1203	11	-	-	105,840
A.S.A.Hameed	Newspapers	1	0	1203	11	-	-	13,150
A.S.A.Hameed	Newspapers	1	0	1203	11	-	-	12,160
A.S.A.Hameed	Newspapers	1	0	1203	11	-	-	12,990
A.G.Balasooriya	Dabulla M/C (Cooked Meal Ration)	1	0	1203	11	-	-	228,810
A.G.Balasooriya	Naula M/C (Cooked Meal Ration)	1	0	1203	11	-	-	65,208
A.G.Balasooriya	Laggala M/C (Cooked Meal Ration)	1	0	1203	11	-	-	65,832
A.G.Balasooriya	Naula M/C (Cooked Meal Ration)	1	0	1203	11	-	-	72,384
A.G.Balasooriya	Laggala M/C (Cooked Meal Ration)	1	0	1203	11	-	-	35,568
A.G.Balasooriya	Dabulla M/C (Cooked Meal Ration)	1	0	1203	11	-	-	175,160
Edna Stores	Fish and Spices Suply	1	0	1203	11	-	-	1,404,141
Edna Stores	Fish and Spices Suply	1	0	1203	11	-	-	1,539,690
Edna Stores	Fish and Spices Suply	1	0	1203	11	-	-	1,628,221
Edna Stores	Fish and Spices Suply	1	0	1203	11	-	-	1,233,776
A.G.Balasooriya	Fish and Spices Suply	1	0	1203	11	-	-	1,322,076
N.U.Wasantha	Rathnapura/Kalawana Cooked Meal	1	0	1203	11	-	-	338,732
N.U.Wasantha	Rathnapura/Kalawana Cooked Meal	1	0	1203	11	-	-	406,878
N.U.Wasantha	Rathnapura/Kalawana Cooked Meal	1	0	1203	11	-	-	313,320
Karunarathna Traders	Ration Suply	1	0	1203	11	-	-	1,217,793
Karunarathna Traders	Ration Suply	1	0	1203	11	-	-	13,600
Karunarathna Traders	Ration Suply	1	0	1203	11	-	-	1,279,539
Karunarathna Traders	Ration Suply	1	0	1203	11	-	-	1,251,317
Karunarathna Traders	Ration Suply	1	0	1203	11	-	-	1,483,232
Karunarathna Traders	Ration Suply	1	0	1203	11	-	-	59,670
Karunarathna Traders	Ration Bill	1	0	1203	11	-	-	1,552,000
Karunarathna Traders	Ration Bill	1	0	1203	11	-	-	955,436
Karunarathna Traders	Ration Bill	1	0	1203	11	-	-	1,592,357
Karunarathna Traders	Ration Bill	1	0	1203	11	-	-	1,033,139

Karunarathna Traders	Ration Bill	1	0	1203	11	-	-	1,870,437
Karunarathna Traders	Ration Bill	1	0	1203	11	-	-	1,552,000
Karunarathna Traders	Ration Bill	1	0	1203	11	-	-	1,552,000
Karunarathna Traders	Ration Bill	1	0	1203	11	-	-	2,147,145
Karunarathna Traders	Ration Bill	1	0	1203	11	-	-	3,561,599
Karunarathna Traders	Ration Bill	1	0	1203	11	-	-	1,552,000
Karunarathna Traders	Ration Bill	1	0	1203	11	-	-	3,051,622
Karunarathna Traders	Ration Bill	1	0	1203	11	-	-	1,866,486
Karunarathna Traders	Ration Bill	1	0	1203	11	-	-	1,552,000
Karunarathna Traders	Ration Bill	1	0	1203	11	-	-	3,212,242
Karunarathna Traders	Ration Bill	1	0	1203	11	-	-	1,787,601
Karunarathna Traders	Ration Bill	1	0	1203	11	-	-	1,552,000
Karunarathna Traders	Ration Bill	1	0	1203	11	-	-	3,040,730
Karunarathna Traders	Ration Bill	1	0	1203	11	-	-	1,621,483
Karunarathna Traders	Ration Bill	1	0	1203	11	-	-	388,000
Karunarathna Traders	Ration Bill	1	0	1203	11	-	-	1,164,000
Karunarathna Traders	Ration Bill	1	0	1203	11	-	-	1,552,000
Karunarathna Traders	Ration Bill	1	0	1203	11	-	-	1,552,000
Karunarathna Traders	Ration Bill	1	0	1203	11	-	-	3,575,800
Karunarathna Traders	Ration Bill	1	0	1203	11	-	-	1,107,252
Karunarathna Traders	Ration Bill	1	0	1203	11	-	-	1,578,750
Karunarathna Traders	Raw Ration Aug 1-31	1	0	1203	11	-	-	1,957,710
Karunarathna Traders	Nadu Rice 2023.08.13	1	0	1203	11	-	-	582,000
Karunarathna Traders	Nadu Rice 2023.08.	1	0	1203	11	-	-	582,000
Karunarathna Traders	Raw Ration Sept 1-31	1	0	1203	11	-	-	1,793,175
Karunarathna Traders	Nadu Rice 2023.08.13	1	0	1203	11	-	-	582,000
Karunarathna Traders	Nadu Rice 2023.09.05	1	0	1203	11	-	-	582,000
Karunarathna Traders	Raw Ration Octomber. 1-31	1	0	1203	11	-	-	1,941,626
Karunarathna Traders	Nadu Rice 2023.10.08	1	0	1203	11	-	-	582,000
Karunarathna Traders	Raw Ration Nov 1-30	1	0	1203	11	-	-	1,833,988
Karunarathna Traders	Nadu Rice	1	0	1203	11	-	-	194,000
Karunarathna Traders	Nadu Rice Nov	1	0	1203	11	-	-	388,000
Karunarathna Traders	Raw Ration Dec. 1-31	1	0	1203	11	-	-	1,879,450
Karunarathna Traders	Nadu Rice Dec.	1	0	1203	11	-	-	582,000
Karunarathna Traders	Nadu Rice Dec.	1	0	1203	11	-	-	582,000
K.S.Enterprises	Vegetables Suply	1	0	1203	11	-	-	750,015
K.S.Enterprises	Chiken Suply	1	0	1203	11	-	-	1,043,010
K.S.Enterprises	Coconut Suply	1	0	1203	11	-	-	1,469,395
K.S.Enterprises	firewood supply	1	0	1203	11	-	-	204,050
K.S.Enterprises	Vegetables Suply	1	0	1203	11	-	-	669,475
K.S.Enterprises	Chiken Suply	1	0	1203	11	-	-	1,223,530
K.S.Enterprises	Coconut Suply	1	0	1203	11	-	-	1,589,126
K.S.Enterprises	firewood supply	1	0	1203	11	-	-	223,034
K.S.Enterprises	Vegetables Suply	1	0	1203	11	-	-	314,504
K.S.Enterprises	Chiken Suply	1	0	1203	11	-	-	620,420
K.S.Enterprises	Coconut Suply	1	0	1203	11	-	-	770,610
K.S.Enterprises	Vegetables Suply	1	0	1203	11	-	-	522,998

K.S.Enterprises	Chiken Suply	1	0	1203	11	-	-	594,116
K.S.Enterprises	Coconut Suply	1	0	1203	11	-	-	866,150
K.S.Enterprises	Vegetables Suply	1	0	1203	11	-	-	438,999
K.S.Enterprises	Chiken Suply	1	0	1203	11	-	-	681,511
K.S.Enterprises	Coconut Suply	1	0	1203	11	-	-	843,710
K.S.Enterprises	Vegetables Suply	1	0	1203	11	-	-	289,455
K.S.Enterprises	Chiken Suply	1	0	1203	11	-	-	709,172
K.S.Enterprises	Coconut Suply	1	0	1203	11	-	-	704,922
K.S.Enterprises	Vegetables Suply	1	0	1203	11	-	-	386,322
K.S.Enterprises	Chiken Suply	1	0	1203	11	-	-	640,783
K.S.Enterprises	Coconut Suply	1	0	1203	11	-	-	870,400
K.S.Enterprises	Vegetables Suply	1	0	1203	11	-	-	460,281
K.S.Enterprises	Chiken Suply	1	0	1203	11	-	-	774,167
K.S.Enterprises	Coconut Suply	1	0	1203	11	-	-	868,003
K.S.Enterprises	Raw food supply 1	1	0	1203	11	-	-	1,749,494
K.S.Enterprises	Raw food supply 1	1	0	1203	11	-	-	166,449
K.S.Enterprises	Raw food supply 1	1	0	1203	11	-	-	195,000
K.S.Enterprises	Raw food supply 1	1	0	1203	11	-	-	292,681
K.S.Enterprises	Raw food supply 11	1	0	1203	11	-	-	838,590
K.S.Enterprises	Raw food supply 1	1	0	1203	11	-	-	1,406,675
K.S.Enterprises	Raw food supply 11	1	0	1203	11	-	-	361,008
K.S.Enterprises	Raw food supply 1	1	0	1203	11	-	-	894,579
K.S.Enterprises	Raw food supply 1	1	0	1203	11	-	-	1,804,903
K.S.Enterprises	Raw food supply 11	1	0	1203	11	-	-	1,612,314
K.S.Enterprises	Raw food supply 1	1	0	1203	11	-	-	1,864,114
K.S.Enterprises	Raw food supply 1	1	0	1203	11	-	-	834,049
K.S.Enterprises	Raw food supply 1	1	0	1203	11	-	-	2,158,995
K.S.Enterprises	Raw food supply 11	1	0	1203	11	-	-	1,021,695
K.S.Enterprises	Vegetables / Fruit supply	1	0	1203	11	-	-	2,891,085
K.S.Enterprises	Vegetables / Fruit supply	1	0	1203	11	-	-	2,707,163
K.S.Enterprises	Vegetables / Fruit supply	1	0	1203	11	-	-	2,804,549
K.S.Enterprises	Vegetables / Fruit supply	1	0	1203	11	-	-	2,488,797
K.S.Enterprises	Vegetables / Fruit supply	1	0	1203	11	-	-	2,402,734
K.S.Enterprises	Vegetables / Fruit supply	1	0	1203	11	-	-	2,529,587
K.S.Enterprises	Vegetables / Fruit supply	1	0	1203	11	-	-	2,389,255
K.S.Enterprises	Vegetables / Fruit supply	1	0	1203	11	-	-	2,401,290
K.S.Enterprises	Vegetables / Fruit supply	1	0	1203	11	-	-	2,584,025
K.S.Enterprises	Vegetables / Fruit supply	1	0	1203	11	-	-	2,382,602
K.S.Enterprises	Vegetables / Fruit supply	1	0	1203	11	-	-	2,755,402
K.S.Enterprises	Vegetables / Fruit supply	1	0	1203	11	-	-	2,382,602
K.S.Enterprises	Vegetables / Fruit supply	1	0	1203	11	-	-	2,755,402
K.S.Enterprises	MeatEggs supply	1	0	1203	11	-	-	1,565,329
K.S.Enterprises	MeatEggs supply	1	0	1203	11	-	-	1,869,225
K.S.Enterprises	MeatEggs supply	1	0	1203	11	-	-	1,646,853
K.S.Enterprises	MeatEggs supply	1	0	1203	11	-	-	1,776,643
K.S.Enterprises	MeatEggs supply	1	0	1203	11	-	-	1,777,676
K.S.Enterprises	MeatEggs supply	1	0	1203	11	-	-	1,824,303

K.S.Enterprises	MeatEggs supply	1	0	1203	11	-	-	1,795,368
K.S.Enterprises	MeatEggs supply	1	0	1203	11	-	-	1,787,524
K.S.Enterprises	MeatEggs supply	1	0	1203	11	-	-	1,641,613
K.S.Enterprises	MeatEggs supply	1	0	1203	11	-	-	1,984,533
K.S.Enterprises	MeatEggs supply	1	0	1203	11	-	-	1,641,613
K.S.Enterprises	MeatEggs supply	1	0	1203	11	-	-	1,984,533
K.K.Chaminda Kumara	Cooked Meal Ration Biill Settlement	1	0	1203	11	-	-	52,000
K.Jeganadan	Cooked Meal	1	0	1203	11	-	-	61,776
K.Jeganadan	Cooked Meal	1	0	1203	11	-	-	49,296
K.Jeganadan	Cooked Meal	1	0	1203	11	-	-	62,400
K.Jeganadan	Cooked Meal	1	0	1203	11	-	-	75,816
K.Jeganadan	Cooked Meal	1	0	1203	11	-	-	51,792
K.Jeganadan	Cooked Meal	1	0	1203	11	-	-	65,832
K.Jeganadan	Cooked Meal	1	0	1203	11	-	-	55,848
K.Jeganadan	Cooked Meal	1	0	1203	11	-	-	45,552
K.Jeganadan	Cooked Meal	1	0	1203	11	-	-	58,344
K.Jeganadan	Cooked Meal	1	0	1203	11	-	-	53,664
K.Jeganadan	Cooked Meal	1	0	1203	11	-	-	64,272
K.Jeganadan	Cooked Meal	1	0	1203	11	-	-	68,016
K.Jeganadan	Cooked Meal	1	0	1203	11	-	-	40,248
K.Jeganadan	Cooked Meal	1	0	1203	11	-	-	57,408
K.Jeganadan	Cooked Meal	1	0	1203	11	-	-	45,240
K.Jeganadan	Cooked Meal	1	0	1203	11	-	-	62,088
K.Jeganadan	Cooked Meal	1	0	1203	11	-	-	53,664
K.Jeganadan	Cooked Meal	1	0	1203	11	-	-	55,848
K.Jeganadan	Cooked Meal	1	0	1203	11	-	-	57,408
K.Jeganadan	Cooked Meal	1	0	1203	11	-	-	63,960
K.Jeganadan	Cooked Meal	1	0	1203	11	-	-	53,976
K.Jeganadan	Cooked Meal	1	0	1203	11	-	-	71,760
K.Jeganadan	Cooked Meal	1	0	1203	11	-	-	42,120
K.Jeganadan	Cooked Meal	1	0	1203	11	-	-	52,104
K.Jeganadan	Cooked Meal	1	0	1203	11	-	-	58,032
K.Jeganadan	Cooked Meal	1	0	1203	11	-	-	22,464
K.Jeganadan	Cooked Meal	1	0	1203	11	-	-	34,632
K.Jeganadan	Cooked Meal	1	0	1203	11	-	-	36,504
K.Jeganadan	Cooked Meal	1	0	1203	11	-	-	45,240
K.D Sunil Shantha	Ruwanwella M/C Cooked Meal	1	0	1203	11	-	-	120,284
K.D Sunil Shantha	Ruwanwella M/C Cooked Meal	1	0	1203	11	-	-	134,024
K.D Sunil Shantha	Ruwanwella M/C Cooked Meal	1	0	1203	11	-	-	99,110
K.Dewaraja	Ration supply	1	0	1203	11	-	-	5,103,699
K.Dewaraja	Ration supply	1	0	1203	11	-	-	4,880,131
K.Dewaraja	Ration supply	1	0	1203	11	-	-	5,480,650
K.Dewaraja	Ration supply	1	0	1203	11	-	-	5,256,423
K.V Ramani	Balangoda Lokup/ M/C Cooked Meal	1	0	1203	11	-	-	53,364
K.V Ramani	Balangoda Lokup/ M/C Cooked Meal	1	0	1203	11	-	-	67,308
K.V Ramani	Balangoda Lokup/ M/C Cooked Meal	1	0	1203	11	-	-	56,430
Gangani Perera	Cooked Meal Suply	1	0	1203	11	-	-	169,900

Gangani Perera	Cooked Meal Suply	1	0	1203	11	-	-	198,200
K.Dewaraja	Cooked Meal Suply	1	0	1203	11	-	-	116,150
Chathuranga Weerakoon	Galagedara/ M/C (Cooked Meal Ration)	1	0	1203	11	-	-	105,120
Chathuranga Weerakoon	Galagedara/ M/C (Cooked Meal Ration)	1	0	1203	11	-	-	81,360
Chandani Dayes	Cooked Meal Suply	1	0	1203	11	-	-	62,835
Chandani Dayes	Cooked Meal Suply	1	0	1203	11	-	-	69,030
Gangani Perera	Cooked Meal Suply	1	0	1203	11	-	-	45,820
Jayasingha Fashon	Purchase of 01 luggage	1	0	1203	11	-	-	5,000
Jayasingha Fashon	Purchase of 02 luggage	1	0	1203	11	-	-	6,000
G.D.K Karunanayeka	Ration Bill	1	0	1203	11	-	-	234,295
G.D.K Karunanayeka	Ration Bill	1	0	1203	11	-	-	199,430
G.D.K Karunanayeka	Ration Bill	1	0	1203	11	-	-	273,540
G.D.K Karunanayeka	Ration Bill	1	0	1203	11	-	-	218,050
G.D.K Karunanayeka	Ration Bill	1	0	1203	11	-	-	205,625
G.D.K Karunanayeka	Ration Bill	1	0	1203	11	-	-	160,230
G.D.K Karunanayeka	Ration	1	0	1203	11	-	-	213,885
G.D.K Karunanayeka	Ration	1	0	1203	11	-	-	48,708
G.D.K Karunanayeka	Ration	1	0	1203	11	-	-	317,909
G.D.K Karunanayeka	Ration	1	0	1203	11	-	-	347,568
G.D.K Karunanayeka	Ration	1	0	1203	11	-	-	400,149
G.D.K Karunanayeka	Ration	1	0	1203	11	-	-	21,886
G.D.K Karunanayeka	Ration	1	0	1203	11	-	-	204,820
G.D.K Karunanayeka	Ration	1	0	1203	11	-	-	370,206
G.D.K Karunanayeka	Ration	1	0	1203	11	-	-	367,767
G.D.K Karunanayeka	Ration	1	0	1203	11	-	-	26,403
G.D.K Karunanayeka	Ration	1	0	1203	11	-	-	180,565
G.D.K Karunanayeka	Ration	1	0	1203	11	-	-	5,292
G.D.K Karunanayeka	Ration	1	0	1203	11	-	-	19,778
G.D.K Karunanayeka	Ration	1	0	1203	11	-	-	145,775
G.D.K Karunanayeka	Ration	1	0	1203	11	-	-	10,296
G.D.K Karunanayeka	Ration	1	0	1203	11	-	-	86,436
G.D.K Karunanayeka	Ration	1	0	1203	11	-	-	343,095
G.D.K Karunanayeka	Ration	1	0	1203	11	-	-	365,352
J.B.B Chals	Cooked Meal	1	0	1203	11	-	-	84,240
J.B.B Chals	Cooked Meal	1	0	1203	11	-	-	91,416
J.B.B Chals	Cooked Meal	1	0	1203	11	-	-	82,680
J.B.B Chals	Cooked Meal	1	0	1203	11	-	-	91,416
J.B.B Chals	Cooked Meal	1	0	1203	11	-	-	84,240
J.B.B Chals	Cooked Meal	1	0	1203	11	-	-	49,920
George Steuart Helth (Pvt) Ltd	Uniforms	1	0	1203	11	-	-	55,986,811
Tuder Subasinghe Traders	Ration	1	0	1203	11	-	-	1,871,269
Tuder Subasinghe Traders	Ration	1	0	1203	11	-	-	2,702,598
Tuder Subasinghe Traders	Ration	1	0	1203	11	-	-	2,904,000
Tuder Subasinghe Traders	Ration	1	0	1203	11	-	-	3,056,380
Tuder Subasinghe Traders	Ration	1	0	1203	11	-	-	2,693,310
Tuder Subasinghe Traders	Ration	1	0	1203	11	-	-	3,164,665
Tuder Subasinghe Traders	Ration	1	0	1203	11	-	-	2,850,000

Tuder Subasinghe Traders	Ration	1	0	1203	11	-	-	3,786,865
Tuder Subasinghe Traders	Ration	1	0	1203	11	-	-	2,854,640
Tuder Subasinghe Traders	Ration	1	0	1203	11	-	-	2,574,140
Tuder Subasinghe Traders	Ration	1	0	1203	11	-	-	3,410,829
Tuder Subasinghe Traders	Ration	1	0	1203	11	-	-	2,904,000
Tuder Subasinghe Traders	Ration	1	0	1203	11	-	-	2,694,384
Tuder Subasinghe Traders	Ration	1	0	1203	11	-	-	2,870,232
Tuder Subasinghe Traders	Ration	1	0	1203	11	-	-	2,330,360
Tuder Subasinghe Traders	Ration	1	0	1203	11	-	-	3,392,045
Tuder Subasinghe Traders	Ration	1	0	1203	11	-	-	2,850,000
Tuder Subasinghe Traders	Ration	1	0	1203	11	-	-	1,706,748
Tuder Subasinghe Traders	Ration	1	0	1203	11	-	-	2,995,000
Tuder Subasinghe Traders	Ration	1	0	1203	11	-	-	2,955,266
Tuder Subasinghe Traders	Ration	1	0	1203	11	-	-	3,013,078
Tuder Subasinghe Traders	Ration	1	0	1203	11	-	-	2,436,270
Tuder Subasinghe Traders	Ration	1	0	1203	11	-	-	3,651,599
Tuder Subasinghe Traders	Ration	1	0	1203	11	-	-	1,815,436
Tuder Subasinghe Traders	Ration	1	0	1203	11	-	-	2,904,000
Tuder Subasinghe Traders	Ration	1	0	1203	11	-	-	3,067,732
Tuder Subasinghe Traders	Ration	1	0	1203	11	-	-	2,298,400
Tuder Subasinghe Traders	Ration	1	0	1203	11	-	-	3,639,652
Tuder Subasinghe Traders	Ration	1	0	1203	11	-	-	1,237,458
Tuder Subasinghe Traders	Ration	1	0	1203	11	-	-	1,425,000
Tuder Subasinghe Traders	Firewood	1	0	1203	11	-	-	143,489
Tuder Subasinghe Traders	Ration	1	0	1203	11	-	-	2,325,770
Tuder Subasinghe Traders	Ration	1	0	1203	11	-	-	3,380,216
Tuder Subasinghe Traders	Ration	1	0	1203	11	-	-	2,737,715
Tuder Subasinghe Traders	Ration	1	0	1203	11	-	-	1,918,000
Tuder Subasinghe Traders	Ration	1	0	1203	11	-	-	1,480,469
Tuder Subasinghe Traders	Ration	1	0	1203	11	-	-	2,129,590
Tuder Subasinghe Traders	Ration	1	0	1203	11	-	-	3,561,223
Tuder Subasinghe Traders	Ration	1	0	1203	11	-	-	2,850,000
Tuder Subasinghe Traders	Ration	1	0	1203	11	-	-	2,805,750
Tuder Subasinghe Traders	Ration	1	0	1203	11	-	-	3,567,784
Tuder Subasinghe Traders	Ration	1	0	1203	11	-	-	2,778,990
Tuder Subasinghe Traders	Ration	1	0	1203	11	-	-	2,857,667
Tuder Subasinghe Traders	Ration	1	0	1203	11	-	-	1,207,292
Tuder Subasinghe Traders	Ration	1	0	1203	11	-	-	1,971,037
Tuder Subasinghe Traders	Ration	1	0	1203	11	-	-	2,294,490
Tuder Subasinghe Traders	Ration	1	0	1203	11	-	-	3,088,592
Tuder Subasinghe Traders	Ration	1	0	1203	11	-	-	3,879,569
Tuder Subasinghe Traders	Ration	1	0	1203	11	-	-	2,571,930
Tuder Subasinghe Traders	Ration	1	0	1203	11	-	-	3,392,134
Tuder Subasinghe Traders	Ration	1	0	1203	11	-	-	3,078,500
Tuder Subasinghe Traders	Firewood	1	0	1203	11	-	-	141,616
Tuder Subasinghe Traders	Malum	1	0	1203	11	-	-	231,710
Tuder Subasinghe Traders	Vegiteble	1	0	1203	11	-	-	3,091,414

Tuder Subasinghe Traders	Coconut	1	0	1203	11	-	-	3,085,500
Tuder Subasinghe Traders	Eggs	1	0	1203	11	-	-	316,860
Tuder Subasinghe Traders	Meat	1	0	1203	11	-	-	2,889,058
Tuder Subasinghe Traders	Vegiteble	1	0	1203	11	-	-	2,863,431
Tuder Subasinghe Traders	Rice	1	0	1203	11	-	-	4,900,000
Tuder Subasinghe Traders	Eggs	1	0	1203	11	-	-	318,120
Tuder Subasinghe Traders	Meat	1	0	1203	11	-	-	3,204,036
Tuder Subasinghe Traders	Coconut	1	0	1203	11	-	-	2,989,365
Tuder Subasinghe Traders	Vegiteble,&	1	0	1203	11	-	-	2,865,090
Tuder Subasinghe Traders	Rice	1	0	1203	11	-	-	4,480,000
Tuder Subasinghe Traders	Rice	1	0	1203	11	-	-	420,000
Tuder Subasinghe Traders	Rice	1	0	1203	11	-	-	4,900,000
Tuder Subasinghe Traders	Eggs	1	0	1203	11	-	-	469,440
Tuder Subasinghe Traders	Mallum	1	0	1203	11	-	-	2,699,241
Tuder Subasinghe Traders	Meat	1	0	1203	11	-	-	2,858,809
Tuder Subasinghe Traders	Coconut	1	0	1203	11	-	-	3,349,085
Tuder Subasinghe Traders	Rice	1	0	1203	11	-	-	80,250
Tuder Subasinghe Traders	Coconut	1	0	1203	11	-	-	3,848,290
Tuder Subasinghe Traders	Meat	1	0	1203	11	-	-	4,306,070
Tuder Subasinghe Traders	Vegiteble	1	0	1203	11	-	-	3,408,148
T.M.Enterprises	Ration Suply	1	0	1203	11	-	-	1,102,712
T.M.Enterprises	Ration Suply	1	0	1203	11	-	-	1,380,000
T.M.Enterprises	Ration Suply	1	0	1203	11	-	-	1,001,611
T.M.Enterprises	Ration Suply	1	0	1203	11	-	-	1,150,000
T.M.Enterprises	Ration Suply	1	0	1203	11	-	-	1,023,061
T.M.Enterprises	Ration Suply	1	0	1203	11	-	-	1,150,000
T.M.Enterprises	Ration Suply	1	0	1203	11	-	-	2,231,000
T.M.Enterprises	Ration Suply	1	0	1203	11	-	-	2,446,100
T.M.Enterprises	Ration Suply	1	0	1203	11	-	-	3,450,000
T.M.Enterprises	Ration Suply	1	0	1203	11	-	-	2,359,565
T.M.Enterprises	Ration Suply	1	0	1203	11	-	-	1,218,308
T.M.Enterprises	Ration Suply	1	0	1203	11	-	-	2,461,000
T.M.Enterprises	Ration Suply	1	0	1203	11	-	-	1,150,000
T.M.Enterprises	Ration Suply	1	0	1203	11	-	-	1,157,351
T.M.Enterprises	Ration Suply	1	0	1203	11	-	-	1,208,636
T.M.Enterprises	Ration Suply	1	0	1203	11	-	-	1,182,100
T.A.M Dilsara	Awissavella M/CCooked Meal	1	0	1203	11	-	-	193,700
T.A.M Dilsara	Awissavella M/CCooked Meal	1	0	1203	11	-	-	224,280
T.A.M Dilsara	Awissavella M/CCooked Meal	1	0	1203	11	-	-	175,500
W.S Enterprisse	Ration Suply	1	0	1203	11	-	-	2,196,060
W.S Enterprisse	Ration Suply	1	0	1203	11	-	-	2,265,988
W.S Enterprisse	Ration Suply	1	0	1203	11	-	-	2,068,380
W.S Enterprisse	Ration Suply	1	0	1203	11	-	-	2,318,970
W.S Enterprisse	Ration Suply	1	0	1203	11	-	-	2,051,876
W.S Enterprisse	Ration Suply	1	0	1203	11	-	-	2,008,995
W.S Enterprisse	Ration Suply	1	0	1203	11	-	-	1,988,418
W.S Enterprisse	Ration Suply	1	0	1203	11	-	-	2,074,644

W.S Enterprisse	Ration Suply	1	0	1203	11	-	-	1,772,184
W.S Enterprisse	Ration Suply	1	0	1203	11	-	-	1,272,960
W.S Enterprisse	Ration Suply	1	0	1203	11	-	-	985,858
W.S Enterprisse	Ration Bill	1	0	1203	11	-	-	2,040,970
W.S Enterprisse	Ration Bill	1	0	1203	11	-	-	1,230,577
W.S Enterprisse	Ration Bill	1	0	1203	11	-	-	1,082,346
W.S Enterprisse	Ration Bill	1	0	1203	11	-	-	2,066,679
W.S Enterprisse	Ration Bill	1	0	1203	11	-	-	737,485
W.S Enterprisse	Ration Bill	1	0	1203	11	-	-	2,178,511
W.S Enterprisse	Ration Bill	1	0	1203	11	-	-	1,966,133
W.S Enterprisse	Ration Bill	1	0	1203	11	-	-	1,144,020
W.S Enterprisse	Ration Bill	1	0	1203	11	-	-	1,265,021
W.S Enterprisse	Ration Bill	1	0	1203	11	-	-	402
W.S Enterprisse	Ration Bill	1	0	1203	11	-	-	668,862
W.S Enterprisse	Ration Bill	1	0	1203	11	-	-	519,208
W.A Prethika Deepani	Ration	1	0	1203	11	-	-	2,000
W.M Kapila	Cooked Meal Suply	1	0	1203	11	-	-	100,450
W.M Kapila	Cooked Meal Suply	1	0	1203	11	-	-	85,750
W.S Enterprisse	Cooked Meal Suply	1	0	1203	11	-	-	55,370
D.M.R Dissanayeka	Ration supply	1	0	1203	11	-	-	1,892,152
D.M.R Dissanayeka	Ration supply	1	0	1203	11	-	-	2,005,287
D.Ajith Alahakoon	Cooked Meal Ration Suply	1	0	1203	11	-	-	679,848
D.Ajith Alahakoon	Cooked Meal Ration Suply	1	0	1203	11	-	-	514,488
D.Ajith Alahakoon	Cooked Meal Ration Suply	1	0	1203	11	-	-	399,984
D.Ajith Alahakoon	Cooked Meal Ration Suply	1	0	1203	11	-	-	662,688
D.Ajith Alahakoon	Cooked Meal Ration Suply	1	0	1203	11	-	-	544,752
D.Ajith Alahakoon	Cooked Meal Ration Suply	1	0	1203	11	-	-	420,888
D.Ajith Alahakoon	Cooked Meal Ration Suply	1	0	1203	11	-	-	316,368
D.Ajith Alahakoon	Cooked Meal Ration Suply	1	0	1203	11	-	-	454,584
D.Ajith Alahakoon	Cooked Meal Ration Suply	1	0	1203	11	-	-	529,464
D.M.K Dasanayeka	Cooked Meal	1	0	1203	11	-	-	104,800
D.M.K Dasanayeka	Cooked Meal	1	0	1203	11	-	-	30,210
D.M.K Dasanayeka	Cooked Meal	1	0	1203	11	-	-	275,167
D.M.K Dasanayeka	Cooked Meal	1	0	1203	11	-	-	52,360
D.M.K Dasanayeka	Cooked Meal	1	0	1203	11	-	-	110,400
D.M.K Dasanayeka	Cooked Meal	1	0	1203	11	-	-	34,200
D.M.K Dasanayeka	Cooked Meal	1	0	1203	11	-	-	293,017
D.M.K Dasanayeka	Cooked Meal	1	0	1203	11	-	-	61,880
D.M.K Dasanayeka	Cooked Meal	1	0	1203	11	-	-	30,590
D.M.K Dasanayeka	Cooked Meal	1	0	1203	11	-	-	87,600
D.M.K Dasanayeka	Cooked Meal	1	0	1203	11	-	-	63,070
D.M.K Dasanayeka	Cooked Meal	1	0	1203	11	-	-	289,030
D.D.R Wasantha Kumari	Cooked Meal Ration Hikkaduwa M/C	1	0	1203	11	-	-	152,880
D.D.R Wasantha Kumari	Cooked Meal Ration Bakamuna M/C	1	0	1203	11	-	-	33,540
D.D.R Wasantha Kumari	Cooked Meal Ration Hikkaduwa M/C	1	0	1203	11	-	-	166,920
D.D.R Wasantha Kumari	Cooked Meal Ration Bakamuna M/C	1	0	1203	11	-	-	35,100
D.D.R Wasantha Kumari	Cooked Meal Ration Bakamuna M/C	1	0	1203	11	-	-	15,860

D.D.R.Wasantha Kumari	Cooked Meal Ration Hikkaduwa M/C	1	0	1203	11	-	-	143,260
D.V.L Suppliers	Ration Bill	1	0	1203	11	-	-	710,826
D.V.L Suppliers	Ration Bill	1	0	1203	11	-	-	1,173,731
D.V.L Suppliers	Ration Bill	1	0	1203	11	-	-	1,988,626
D.V.L Suppliers	Ration Bill	1	0	1203	11	-	-	2,065,194
D.V.L Suppliers	Ration Bill	1	0	1203	11	-	-	2,197,437
D.V.L Suppliers	Ration Bill	1	0	1203	11	-	-	1,786,989
D.V.L Suppliers	Ration Bill	1	0	1203	11	-	-	2,110,831
D.V.L Suppliers	Ration Suply	1	0	1203	11	-	-	1,819,758
D.V.L Suppliers	Ration Suply	1	0	1203	11	-	-	806,064
D.V.L Suppliers	Ration Suply	1	0	1203	11	-	-	826,037
D.V.L Suppliers	Ration Suply	1	0	1203	11	-	-	825,239
D.V.L Suppliers	Ration Suply	1	0	1203	11	-	-	2,100,016
D.V.L Suppliers	Ration Suply	1	0	1203	11	-	-	1,897,990
D.V.L Suppliers	Ration Suply	1	0	1203	11	-	-	879,137
D.V.L Suppliers	Ration Suply	1	0	1203	11	-	-	905,626
D.V.L Suppliers	Ration Suply	1	0	1203	11	-	-	1,106,853
W.S Enterprisse	Ration Bill	1	0	1203	11	-	-	1,507,573
W.S Enterprisse	Ration Bill	1	0	1203	11	-	-	34,500
W.S Enterprisse	Ration Bill	1	0	1203	11	-	-	832,488
W.S Enterprisse	Ration Bill	1	0	1203	11	-	-	1,037,031
Thayagaraja & Company	Ration	1	0	1203	11	-	-	4,085,210
Thayagaraja & Company	Ration	1	0	1203	11	-	-	4,787,649
Thayagaraja & Company	Vegetables and Coconut Suply	1	0	1203	11	-	-	1,442,268
Thayagaraja & Company	Vegetables and Coconut Suply	1	0	1203	11	-	-	1,501,058
Thayagaraja & Company	Vegetables and Coconut Suply	1	0	1203	11	-	-	1,456,745
Thayagaraja & Company	Vegetables and Coconut Suply	1	0	1203	11	-	-	1,339,475
W.S Enterprisse	Vegetables and Coconut Suply	1	0	1203	11	-	-	1,485,947
Thayagaraja & Company	Coconut	1	0	1203	11	-	-	1,197,650
Thayagaraja & Company	Coconut	1	0	1203	11	-	-	503,370
Thayagaraja & Company	Coconut	1	0	1203	11	-	-	562,190
Thayagaraja & Company	Coconut	1	0	1203	11	-	-	611,830
Thayagaraja & Company	Coconut	1	0	1203	11	-	-	535,840
Thayagaraja & Company	Coconut	1	0	1203	11	-	-	541,450
Thayagaraja & Company	Coconut	1	0	1203	11	-	-	565,590
Thayagaraja & Company	Coconut	1	0	1203	11	-	-	600,100
Thayagaraja & Company	Coconut	1	0	1203	11	-	-	678,300
Thayagaraja & Company	Ration	1	0	1203	11	-	-	476,816
Thayagaraja & Company	Ration	1	0	1203	11	-	-	394,424
Thayagaraja & Company	Ration	1	0	1203	11	-	-	437,880
Thayagaraja & Company	Ration	1	0	1203	11	-	-	353,523
Thayagaraja & Company	Ration	1	0	1203	11	-	-	368,749
Thayagaraja & Company	Ration	1	0	1203	11	-	-	379,988
Thayagaraja & Company	Ration	1	0	1203	11	-	-	318,002
Thayagaraja & Company	Ration	1	0	1203	11	-	-	332,664
Thayagaraja & Company	Ration	1	0	1203	11	-	-	291,241
Thayagaraja & Company	Ration	1	0	1203	11	-	-	282,796

Thayagaraja & Company	Ration	1	0	1203	11	-	-	3,899,871
Thayagaraja & Company	Ration	1	0	1203	11	-	-	4,785,373
Thayagaraja & Company	Ration	1	0	1203	11	-	-	5,775,713
Thayagaraja & Company	Ration	1	0	1203	11	-	-	3,226,507
Thayagaraja & Company	Ration	1	0	1203	11	-	-	4,361,909
Thayagaraja & Company	Ration	1	0	1203	11	-	-	3,941,617
Thayagaraja & Company	Ration	1	0	1203	11	-	-	4,533,175
Thayagaraja & Company	Ration	1	0	1203	11	-	-	4,940,925
Dilani Dilrushika	Cooked Meal	1	0	1203	11	-	-	31,250
Dilani Dilrushika	Cooked Meal	1	0	1203	11	-	-	40,500
Dilani Dilrushika	Cooked Meal	1	0	1203	11	-	-	46,500
Dilani Dilrushika	Cooked Meal	1	0	1203	11	-	-	47,250
Dilani Dilrushika	Cooked Meal	1	0	1203	11	-	-	44,500
Dilani Dilrushika	Cooked Meal	1	0	1203	11	-	-	48,500
Dhamika Shirani	Matale (Cooked Meal Ration)	1	0	1203	11	-	-	90,000
Dhamika Shirani	Matale (Cooked Meal Ration)	1	0	1203	11	-	-	81,000
Nimalsiri Bandara	Ration Bill	1	0	1203	11	-	-	308,256
Nimalsiri Bandara	Ration Bill	1	0	1203	11	-	-	275,526
Nimalsiri Bandara	Ration Bill	1	0	1203	11	-	-	295,464
Nimalsiri Bandara	Ration Bill	1	0	1203	11	-	-	250,782
Nimalsiri Bandara	Ration Bill	1	0	1203	11	-	-	273,000
Nimalsiri Bandara	Ration Bill	1	0	1203	11	-	-	300,726
Padma Weaving Mills	Uniforms	1	0	1203	11	-	-	15,526,932
P.K.A. Kumarasingha	Cooked Meal Ration Biill Settlement Alpi	1	0	1203	11	-	-	25,350
P.K.A. Kumarasingha	Cooked Meal Ration Biill Settlement Alpi	1	0	1203	11	-	-	33,770
P.K.A. Kumarasingha	Cooked Meal Ration Biill Settlement Alpi	1	0	1203	11	-	-	37,830
P.K.A. Kumarasingha	Cooked Meal Ration Biill Settlement Alpi	1	0	1203	11	-	-	36,110
P.K.A. Kumarasingha	Cooked Meal Ration Biill Settlement Alpi	1	0	1203	11	-	-	41,610
P.K.A. Kumarasingha	Cooked Meal Ration Biill Settlement Alpi	1	0	1203	11	-	-	37,490
P.K.A. Kumarasingha	Cooked Meal Ration Biill Settlement Alpi	1	0	1203	11	-	-	40,810
P.K.A. Kumarasingha	Cooked Meal Ration Biill Settlement Alpi	1	0	1203	11	-	-	35,870
P.K.A. Kumarasingha	Cooked Meal Ration Biill Settlement Alpi	1	0	1203	11	-	-	28,260
B N Pushpakumara	Cooked Meal	1	0	1203	11	-	-	62,466
B N Pushpakumara	Cooked Meal	1	0	1203	11	-	-	54,114
B N Pushpakumara	Cooked Meal	1	0	1203	11	-	-	43,152
Muthumari Distributors	Rice	1	0	1203	11	-	-	2,070,000
Muthumari Distributors	Rice	1	0	1203	11	-	-	1,380,000
Muthumari Distributors	Rice	1	0	1203	11	-	-	1,380,000
Muthumari Distributors	Rice	1	0	1203	11	-	-	2,070,000
Muthumari Distributors	Spices	1	0	1203	11	-	-	478,425
Muthumari Distributors	Spices	1	0	1203	11	-	-	1,060,285
Muthumari Distributors	Spices	1	0	1203	11	-	-	1,060,285
Muthumari Distributors	Spices	1	0	1203	11	-	-	871,995
Muthumari Distributors	Rice	1	0	1203	11	-	-	1,630,858
Muthumari Distributors	Spices	1	0	1203	11	-	-	374,562
U G Piyadasa	Ration	1	0	1203	11	-	-	226,289
U G Piyadasa	Ration	1	0	1203	11	-	-	370,932

U.G.Piyadasa	Ration	1	0	1203	11	-	-	261,922
U.G.P. Kumara	Ration Suply	1	0	1203	11	-	-	78,000
U.G.P. Kumara	Ration Suply	1	0	1203	11	-	-	89,856
U.G.P. Kumara	Ration Suply	1	0	1203	11	-	-	90,480
U.G.P. Kumara	Ration Suply	1	0	1203	11	-	-	78,312
U.G.P. Kumara	Ration Suply	1	0	1203	11	-	-	94,536
U.G.P. Kumara	Ration Suply	1	0	1203	11	-	-	46,488
U.P.S Malvatta	Ration Suply	1	0	1203	11	-	-	982,176
U.P.S Malvatta	Ration Suply	1	0	1203	11	-	-	803,088
U.P.S Malvatta	Ration Suply	1	0	1203	11	-	-	910,728
U.P.S Malvatta	Ration Suply	1	0	1203	11	-	-	981,864
U.P.S Malvatta	Ration Suply	1	0	1203	11	-	-	594,048
U.P.S Malvatta	Ration Suply	1	0	1203	11	-	-	690,456
Rajan Supplier	Coconut Suply	1	0	1203	11	-	-	2,610,860
Rajan Supplier	Coconut Suply	1	0	1203	11	-	-	2,728,160
Rajan Supplier	Coconut Suply	1	0	1203	11	-	-	2,475,200
Rajan Supplier	Coconut Suply	1	0	1203	11	-	-	2,452,760
Rajan Supplier	Coconut Suply	1	0	1203	11	-	-	2,439,330
Rajan Supplier	Coconut Suply	1	0	1203	11	-	-	2,587,230
Rajan Supplier	Coconut Suply	1	0	1203	11	-	-	2,449,530
Rajan Supplier	Coconut Suply	1	0	1203	11	-	-	2,451,400
Rajan Supplier	Coconut Suply	1	0	1203	11	-	-	2,428,960
Rajan Supplier	Coconut Suply	1	0	1203	11	-	-	2,646,220
Rajan Suppliers	Raw Ration Suply	1	0	1203	11	-	-	456,303
Rajan Suppliers	Coconut	1	0	1203	11	-	-	906,675
Rajan Suppliers	Vegetables	1	0	1203	11	-	-	771,150
Rajan Suppliers	Rice	1	0	1203	11	-	-	1,610,000
Rajan Suppliers	Dry Fish	1	0	1203	11	-	-	369,568
Rajan Suppliers	Raw Ration Suply	1	0	1203	11	-	-	34,188
Rajan Suppliers	Coconut	1	0	1203	11	-	-	930,893
Rajan Suppliers	Dry Fish	1	0	1203	11	-	-	356,971
Rajan Suppliers	Raw Ration Suply	1	0	1203	11	-	-	475,235
Rajan Suppliers	Raw Ration Suply	1	0	1203	11	-	-	707,452
Rajan Suppliers	Coconut	1	0	1203	11	-	-	830,468
Rajan Suppliers	Coconut	1	0	1203	11	-	-	821,126
Rajan Suppliers	Vegetables	1	0	1203	11	-	-	721,632
Rajan Suppliers	Raw Ration & Rice	1	0	1203	11	-	-	1,173,000
Rajan Suppliers	Raw Ration & Rice	1	0	1203	11	-	-	1,219,000
Rajan Suppliers	Dry Fish	1	0	1203	11	-	-	275,492
Rajan Suppliers	Dry Fish	1	0	1203	11	-	-	523,340
Rajan Suppliers	Chiken	1	0	1203	11	-	-	1,055,769
Rajan Suppliers	Raw Ration Suply	1	0	1203	11	-	-	135,474
Rajan Suppliers	Raw Ration Suply	1	0	1203	11	-	-	323,686
Rajan Suppliers	Raw Ration & Rice	1	0	1203	11	-	-	2,438,000
Rajan Suppliers	Raw Ration & Rice	1	0	1203	11	-	-	1,541,000
Rajan Suppliers	Coconut	1	0	1203	11	-	-	860,557
Rajan Suppliers	Coconut	1	0	1203	11	-	-	936,394

Rajan Suppliers	Vegetables	1	0	1203	11	-	-	802,611
Rajan Suppliers	Vegetables	1	0	1203	11	-	-	889,056
Rajan Suppliers	Dry Fish	1	0	1203	11	-	-	504,773
Rajan Suppliers	Dry Fish	1	0	1203	11	-	-	485,572
Rajan Suppliers	Chiken	1	0	1203	11	-	-	1,073,344
Rajan Suppliers	Rice	1	0	1203	11	-	-	644,000
Rajan Suppliers	Vegetables	1	0	1203	11	-	-	772,658
Rajan Suppliers	Vegetables	1	0	1203	11	-	-	708,420
Rajan Suppliers	Coconut	1	0	1203	11	-	-	871,522
Rajan Suppliers	Coconut	1	0	1203	11	-	-	827,985
Rajan Suppliers	Chiken	1	0	1203	11	-	-	840,689
Rajan Suppliers	Chiken	1	0	1203	11	-	-	768,906
Rajan Suppliers	Dry Fish	1	0	1203	11	-	-	349,933
Rajan Suppliers	Dry Fish	1	0	1203	11	-	-	251,233
Rajan Suppliers	Raw Ration Suply	1	0	1203	11	-	-	652,798
Rajan Suppliers	Raw Ration Suply	1	0	1203	11	-	-	491,539
Rajan Suppliers	Raw Ration Suply	1	0	1203	11	-	-	263,014
Rajan Suppliers	Coconut	1	0	1203	11	-	-	783,649
Rajan Suppliers	Coconut	1	0	1203	11	-	-	872,678
Rajan Suppliers	Chiken	1	0	1203	11	-	-	811,331
Rajan Suppliers	Chiken	1	0	1203	11	-	-	849,683
Rajan Suppliers	Dry Fish	1	0	1203	11	-	-	298,852
Rajan Suppliers	Dry Fish	1	0	1203	11	-	-	460,126
Rajan Suppliers	Vegetables	1	0	1203	11	-	-	768,935
Rajan Suppliers	Vegetables	1	0	1203	11	-	-	796,546
Rajan Suppliers	Raw Ration & Rice	1	0	1203	11	-	-	1,679,000
Rajan Suppliers	Raw Ration & Rice	1	0	1203	11	-	-	302,750
Riskan Stors	Ration	1	0	1203	11	-	-	1,231,307
Riskan Stors	Ration	1	0	1203	11	-	-	487,151
Riskan Stors	Ration	1	0	1203	11	-	-	1,099,802
Riskan Stors	Ration	1	0	1203	11	-	-	697,360
Riskan Stors	Ration	1	0	1203	11	-	-	1,382,320
Riskan Stors	Ration	1	0	1203	11	-	-	852,445
Riskan Stors	Ration	1	0	1203	11	-	-	1,294,575
Riskan Stors	Ration	1	0	1203	11	-	-	956,536
Riskan Stors	Ration	1	0	1203	11	-	-	1,174,850
Riskan Stors	Ration	1	0	1203	11	-	-	896,722
Riskan Stors	Ration	1	0	1203	11	-	-	1,247,423
Riskan Stors	Ration	1	0	1203	11	-	-	849,141
Riskan Stors	Ration	1	0	1203	11	-	-	1,195,834
Riskan Stors	Ration	1	0	1203	11	-	-	786,776
Riskan Stors	Ration	1	0	1203	11	-	-	1,078,476
Riskan Stors	Ration	1	0	1203	11	-	-	930,105
Riskan Stors	Ration	1	0	1203	11	-	-	825,513
Riskan Stors	Ration	1	0	1203	11	-	-	982,917
Riskan Stors	Ration	1	0	1203	11	-	-	406,379
Riskan Stors	Ration	1	0	1203	11	-	-	971,543

Rodesha Enterprises	Coconut Suply	1	0	1203	11	-	-	1,697,790
Rodesha Enterprises	Vegiteble Suply	1	0	1203	11	-	-	1,518,296
Rodesha Enterprises	Eggs Suply	1	0	1203	11	-	-	152,100
Rodesha Enterprises	Soya Meet Suply	1	0	1203	11	-	-	69,575
Rodesha Enterprises	Nadu Rice Suply	1	0	1203	11	-	-	1,482,474
Rodesha Enterprises	Nadu Rice Suply	1	0	1203	11	-	-	2,760,000
Rodesha Enterprises	Dry Fish Suply	1	0	1203	11	-	-	114,000
Rodesha Enterprises	Raw food Suply	1	0	1203	11	-	-	1,492,546
Rodesha Enterprises	Vegiteble Suply	1	0	1203	11	-	-	1,425,195
Rodesha Enterprises	Eggs Suply	1	0	1203	11	-	-	226,135
Rodesha Enterprises	Dry Fish Suply	1	0	1203	11	-	-	253,783
Rodesha Enterprises	Coconut Suply	1	0	1203	11	-	-	1,576,920
Rodesha Enterprises	Nadu Rice Suply	1	0	1203	11	-	-	1,840,000
Rodesha Enterprises	Soya Meet Suply	1	0	1203	11	-	-	83,490
Rodesha Enterprises	Raw food Suply	1	0	1203	11	-	-	1,253,173
Rodesha Enterprises	Raw food Suply	1	0	1203	11	-	-	261,268
Rodesha Enterprises	Nadu Rice Suply	1	0	1203	11	-	-	1,610,000
Rodesha Enterprises	Eggs Suply	1	0	1203	11	-	-	160,030
Rodesha Enterprises	Vegiteble Suply	1	0	1203	11	-	-	1,610,825
Rodesha Enterprises	Dry FishSuply	1	0	1203	11	-	-	189,750
Rodesha Enterprises	Vegiteble Suply	1	0	1203	11	-	-	1,498,195
Rodesha Enterprises	Nadu Rice Suply	1	0	1203	11	-	-	2,886,500
Rodesha Enterprises	Eggs Suply	1	0	1203	11	-	-	156,520
Rodesha Enterprises	Soya Meet Suply	1	0	1203	11	-	-	104,363
Rodesha Enterprises	Raw food Suply	1	0	1203	11	-	-	1,030,111
Rodesha Enterprises	Coconut Suply	1	0	1203	11	-	-	1,633,020
Rodesha Enterprises	Coconut Suply	1	0	1203	11	-	-	1,784,150
Rodesha Enterprises	Raw food Suply	1	0	1203	11	-	-	1,272,946
Rodesha Enterprises	Nadu Rice Suply	1	0	1203	11	-	-	2,760,000
Rodesha Enterprises	Soya Meet Suply	1	0	1203	11	-	-	83,490
Rodesha Enterprises	Dry FishSuply	1	0	1203	11	-	-	305,427
Rodesha Enterprises	Coconut Suply	1	0	1203	11	-	-	1,555,840
Rodesha Enterprises	Eggs Suply	1	0	1203	11	-	-	148,850
Rodesha Enterprises	Vegiteble Suply	1	0	1203	11	-	-	1,448,481
Rodesha Enterprises	Nadu Rice Suply	1	0	1203	11	-	-	1,840,000
Rodesha Enterprises	DryFishSuply	1	0	1203	11	-	-	250,613
Rodesha Enterprises	Eggs Suply	1	0	1203	11	-	-	225,615
Rodesha Enterprises	Vegiteble Suply	1	0	1203	11	-	-	3,060,586
Rodesha Enterprises	Raw food Suply	1	0	1203	11	-	-	1,620,900
Rodesha Enterprises	Soya Meet Suply	1	0	1203	11	-	-	111,320
Rodesha Enterprises	Vegiteble Suply	1	0	1203	11	-	-	3,206,194
Rodesha Enterprises	Eggs Suply	1	0	1203	11	-	-	303,680
Rodesha Enterprises	Nadu Rice Suply	1	0	1203	11	-	-	4,370,000
Rodesha Enterprises	Dry Fish Suply	1	0	1203	11	-	-	172,085
Rodesha Enterprises	Eggs Suply	1	0	1203	11	-	-	3,295,790
Rodesha Enterprises	Dry Fish Suply	1	0	1203	11	-	-	1,516,443
Rodesha Enterprises	Soya Meet Suply	1	0	1203	11	-	-	69,575

Rodesha Enterprises	Nadu Rice Suply	1	0	1203	11	-	-	1,867,828
Rodesha Enterprises	Coconut Suply	1	0	1203	11	-	-	2,871,960
Rodesha Enterprises	Vegiteble Suply	1	0	1203	11	-	-	3,314,448
Rodesha Enterprises	Raw food Suply	1	0	1203	11	-	-	3,771,033
Rodesha Enterprises	Raw food Suply	1	0	1203	11	-	-	3,983,679
Rodesha Enterprises	Vegiteble Suply	1	0	1203	11	-	-	3,620,031
Rodesha Enterprises	Soya Meet Suply	1	0	1203	11	-	-	69,575
V. Vimonica Mendes	Cooked Meal Ration Biill Settlement- Bal	1	0	1203	11	-	-	76,740
V. Vimonica Mendes	Cooked Meal Ration Biill Settlement- Bal	1	0	1203	11	-	-	34,070
V. Vimonica Mendes	Cooked Meal Ration Biill Settlement- Bal	1	0	1203	11	-	-	52,060
V. Vimonica Mendes	Cooked Meal Ration Biill Settlement- Bal	1	0	1203	11	-	-	54,850
V. Vimonica Mendes	Cooked Meal Ration Biill Settlement- Bal	1	0	1203	11	-	-	96,200
V. Vimonica Mendes	Cooked Meal Ration Biill Settlement- Bal	1	0	1203	11	-	-	87,890
V. Vimonica Mendes	Cooked Meal Ration Biill Settlement- Bal	1	0	1203	11	-	-	87,900
Victory Hotel	Fish supply	1	0	1203	11	-	-	2,057,811
Victory Hotel	Fish supply	1	0	1203	11	-	-	1,811,866
Victory Hotel	Fish supply	1	0	1203	11	-	-	985,340
Victory Hotel	Fish supply	1	0	1203	11	-	-	1,146,156
Victory Hotel	Fish supply	1	0	1203	11	-	-	1,104,832
Victory Hotel	Fish supply	1	0	1203	11	-	-	996,122
Victory Hotel	Fish supply	1	0	1203	11	-	-	1,060,471
Victory Hotel	Fish supply	1	0	1203	11	-	-	1,193,141
Victory Hotel	Fish	1	0	1203	11	-	-	781,338
Victory Hotel	Fish	1	0	1203	11	-	-	559,127
Victory Hotel	Fish	1	0	1203	11	-	-	816,808
Victory Hotel	Fish	1	0	1203	11	-	-	512,285
Victory Hotel	Fish	1	0	1203	11	-	-	641,433
Victory Hotel	Fish	1	0	1203	11	-	-	766,116
Victory Hotel	Fish	1	0	1203	11	-	-	681,176
Victory Hotel	Fish	1	0	1203	11	-	-	837,828
Victory Hotel	Fish	1	0	1203	11	-	-	717,221
Victory Hotel	Fish	1	0	1203	11	-	-	817,418
Victory Hotel	Ration Biill	1	0	1203	11	-	-	135,490
Victory Hotel	Ration Biill	1	0	1203	11	-	-	137,508
Victory Hotel	Ration Biill	1	0	1203	11	-	-	305,457
Victory Hotel	Ration Biill	1	0	1203	11	-	-	156,519
Victory Hotel	Ration Biill	1	0	1203	11	-	-	157,256
Victory Hotel	Ration Biill	1	0	1203	11	-	-	343,721
Victory Hotel	Ration Biill	1	0	1203	11	-	-	588,012
Victory Hotel	Ration Biill	1	0	1203	11	-	-	147,866
Victory Hotel	Ration Biill	1	0	1203	11	-	-	155,752
Victory Hotel	Ration Biill	1	0	1203	11	-	-	335,458
Victory Hotel	Ration Biill	1	0	1203	11	-	-	121,890
Victory Hotel	Ration Biill	1	0	1203	11	-	-	134,525
Victory Hotel	Ration Biill	1	0	1203	11	-	-	264,025
Victory Hotel	Ration Biill	1	0	1203	11	-	-	666,843
Victory Hotel	Ration Biill	1	0	1203	11	-	-	131,665

Victory Hotel	Ration Biill	1	0	1203	11	-	-	142,971
Victory Hotel	Ration Biill	1	0	1203	11	-	-	334,805
Victory Hotel	Ration Biill	1	0	1203	11	-	-	527,040
Victory Hotel	Ration Biill	1	0	1203	11	-	-	378,828
Victory Hotel	Ration Biill	1	0	1203	11	-	-	166,347
Victory Hotel	Ration Biill	1	0	1203	11	-	-	163,591
Victory Hotel	Ration Biill	1	0	1203	11	-	-	760,806
Victory Hotel	Ration Biill	1	0	1203	11	-	-	363,412
Victory Hotel	Ration Biill	1	0	1203	11	-	-	171,969
Victory Hotel	Ration Biill	1	0	1203	11	-	-	165,580
Victory Hotel	Ration Biill	1	0	1203	11	-	-	393,829
Victory Hotel	Ration Biill	1	0	1203	11	-	-	180,340
Victory Hotel	Ration Biill	1	0	1203	11	-	-	181,968
Victory Hotel	Ration Biill	1	0	1203	11	-	-	414,716
Victory Hotel	Ration Biill	1	0	1203	11	-	-	842,190
Victory Hotel	Ration Biill	1	0	1203	11	-	-	204,296
Victory Hotel	Ration Biill	1	0	1203	11	-	-	195,041
Victory Hotel	Ration Biill	1	0	1203	11	-	-	439,793
Victory Hotel	Ration Biill	1	0	1203	11	-	-	187,990
Victory Hotel	Ration Biill	1	0	1203	11	-	-	186,932
Wickramaratnas (Pvt) Co	Raw Ration Biill Settlement - Revised	1	0	1203	11	-	-	40,524
Wickramaratnas (Pvt) Co	Raw Ration Biill Settlement - Revised	1	0	1203	11	-	-	65,933
Wickramaratnas (Pvt) Co	Raw Ration Biill Settlement - Revised	1	0	1203	11	-	-	69,651
Wickramaratnas (Pvt) Co	Raw Ration Biill Settlement - Revised	1	0	1203	11	-	-	44,508
Wickramaratnas (Pvt) Co	Raw Ration Biill Settlement - Revised	1	0	1203	11	-	-	34,094
Wickramaratnas (Pvt) Co	Raw Ration Suply - Vegetables-fruts	1	0	1203	11	-	-	1,270,356
Wickramaratnas (Pvt) Co	Raw Ration Suply - Eggs	1	0	1203	11	-	-	14,535
Wickramaratnas (Pvt) Co	Raw Ration Suply - Eggs	1	0	1203	11	-	-	16,739
Wickramaratnas (Pvt) Co	Raw Ration Suply - Vegetables-fruts	1	0	1203	11	-	-	1,312,446
Wickramaratnas (Pvt) Co	Raw Ration Suply - Vegetables-fruts	1	0	1203	11	-	-	2,419,702
Wickramaratnas (Pvt) Co	Raw Ration Suply - Eggs	1	0	1203	11	-	-	31,968
Wickramaratnas (Pvt) Co	Raw Ration Suply - Vegetables-fruts	1	0	1203	11	-	-	2,331,813
Wickramaratnas (Pvt) Co	Raw Ration Suply - Eggs	1	0	1203	11	-	-	33,919
Wickramaratnas (Pvt) Co	Raw Ration Suply - Eggs	1	0	1203	11	-	-	17,998
Wickramaratnas (Pvt) Co	Raw Ration Suply - Vegetables-fruts	1	0	1203	11	-	-	1,188,499
Wickramaratnas (Pvt) Co	Raw Ration Suply - Eggs	1	0	1203	11	-	-	21,396
Wickramaratnas (Pvt) Co	Raw Ration Suply - Vegetables-fruts	1	0	1203	11	-	-	1,164,022
Wickramaratnas (Pvt) Co	Raw Ration Suply - -Eggs	1	0	1203	11	-	-	19,634
Wickramaratnas (Pvt) Co	Raw Ration Suply - Vegetables-fruts	1	0	1203	11	-	-	1,069,862
Wickramaratnas (Pvt) Co	Raw Ration Suply - Eggs	1	0	1203	11	-	-	18,250
Wickramaratnas (Pvt) Co	Raw Ration Suply - Vegetables-fruts	1	0	1203	11	-	-	1,027,595
Wickramaratnas (Pvt) Co	Raw Ration Suply - Eggs	1	0	1203	11	-	-	18,564
Wickramaratnas (Pvt) Co	Raw Ration Suply - Vegetables-fruts	1	0	1203	11	-	-	1,024,259
Wickramaratnas (Pvt) Co	Raw Ration Suply - Eggs	1	0	1203	11	-	-	21,900
Wickramaratnas (Pvt) Co	Raw Ration Suply - Vegetables-fruts	1	0	1203	11	-	-	1,366,376
Wickramaratnas (Pvt) Co	VegetablesSuply	1	0	1203	11	-	-	1,934,624
Wickramaratnas (Pvt) Co	VegetablesSuply	1	0	1203	11	-	-	1,566,279

Wickramaratnas (Pvt) Co	VegetablesSuply	1	0	1203	11	-	-	791,193
Wickramaratnas (Pvt) Co	VegetablesSuply	1	0	1203	11	-	-	839,206
Wickramaratnas (Pvt) Co	VegetablesSuply	1	0	1203	11	-	-	846,839
Wickramaratnas (Pvt) Co	VegetablesSuply	1	0	1203	11	-	-	829,336
Wickramaratnas (Pvt) Co	VegetablesSuply	1	0	1203	11	-	-	1,911,356
Wickramaratnas (Pvt) Co	Fish Supply	1	0	1203	11	-	-	19,283
Wickramaratnas (Pvt) Co	Ration Suply	1	0	1203	11	-	-	596,653
Wickramaratnas (Pvt) Co	Ration Suply	1	0	1203	11	-	-	7,221,309
Wickramaratnas (Pvt) Co	Ration Suply	1	0	1203	11	-	-	4,554
Wickramaratnas (Pvt) Co	Ration Suply	1	0	1203	11	-	-	89,670
Wickramaratnas (Pvt) Co	Ration Suply	1	0	1203	11	-	-	2,978,500
Wickramaratnas (Pvt) Co	Ration Suply	1	0	1203	11	-	-	2,268,731
Wickramaratnas (Pvt) Co	Ration Suply	1	0	1203	11	-	-	493,395
Wickramaratnas (Pvt) Co	Ration Suply	1	0	1203	11	-	-	46,000
Wickramaratnas (Pvt) Co	Ration Suply	1	0	1203	11	-	-	1,621,500
Wickramaratnas (Pvt) Co	Ration Suply	1	0	1203	11	-	-	278,950
Wickramaratnas (Pvt) Co	Ration Suply	1	0	1203	11	-	-	105,208
Wickramaratnas (Pvt) Co	Ration Suply	1	0	1203	11	-	-	74,660
Wickramaratnas (Pvt) Co	Ration Suply	1	0	1203	11	-	-	4,554
Wickramaratnas (Pvt) Co	Ration Suply	1	0	1203	11	-	-	210,000
Wickramaratnas (Pvt) Co	Ration Suply	1	0	1203	11	-	-	2,392,000
Wickramaratnas (Pvt) Co	Ration Suply	1	0	1203	11	-	-	302,500
Wickramaratnas (Pvt) Co	Ration Suply	1	0	1203	11	-	-	27,000
Wickramaratnas (Pvt) Co	Ration Suply	1	0	1203	11	-	-	813,579
Wickramaratnas (Pvt) Co	Ration Suply	1	0	1203	11	-	-	7,755,049
Wickramaratnas (Pvt) Co	Ration Suply	1	0	1203	11	-	-	261,735
Wickramaratnas (Pvt) Co	Ration Suply	1	0	1203	11	-	-	417,023
Wickramaratnas (Pvt) Co	Ration Suply	1	0	1203	11	-	-	2,208,000
Wickramaratnas (Pvt) Co	Ration Suply	1	0	1203	11	-	-	1,010,988
Wickramaratnas (Pvt) Co	Ration Suply	1	0	1203	11	-	-	2,487,570
Wickramaratnas (Pvt) Co	Ration Suply	1	0	1203	11	-	-	278,950
Wickramaratnas (Pvt) Co	Ration Suply	1	0	1203	11	-	-	2,419,111
Wickramaratnas (Pvt) Co	Ration Suply	1	0	1203	11	-	-	1,610,000
Wickramaratnas (Pvt) Co	Ration Suply	1	0	1203	11	-	-	7,269
Wickramaratnas (Pvt) Co	Ration Suply	1	0	1203	11	-	-	2,392,000
Wickramaratnas (Pvt) Co	Ration Suply	1	0	1203	11	-	-	135,987
Wickramaratnas (Pvt) Co	Ration Suply	1	0	1203	11	-	-	789,846
Wickramaratnas (Pvt) Co	Ration Suply	1	0	1203	11	-	-	394,481
Wickramaratnas (Pvt) Co	Ration Suply	1	0	1203	11	-	-	281,355
Wickramaratnas (Pvt) Co	Ration Suply	1	0	1203	11	-	-	7,158,175
Wickramaratnas (Pvt) Co	Ration Bill	1	0	1203	11	-	-	68,750
Wickramaratnas (Pvt) Co	Ration Bill	1	0	1203	11	-	-	1,955,000
Wickramaratnas (Pvt) Co	Ration Bill	1	0	1203	11	-	-	654,654
Wickramaratnas (Pvt) Co	Ration Bill	1	0	1203	11	-	-	1,930,009
Wickramaratnas (Pvt) Co	Ration Bill	1	0	1203	11	-	-	158,500
Wickramaratnas (Pvt) Co	Ration Bill	1	0	1203	11	-	-	4,476
Wickramaratnas (Pvt) Co	Ration Bill	1	0	1203	11	-	-	2,070,000

Wickramaratnas (Pvt) Co	Ration Bill	1	0	1203	11	-	-	27,000
Wickramaratnas (Pvt) Co	Ration Bill	1	0	1203	11	-	-	275,000
Wickramaratnas (Pvt) Co	Ration Bill	1	0	1203	11	-	-	2,415,000
Wickramaratnas (Pvt) Co	Ration Suply	1	0	1203	11	-	-	285,504
Wickramaratnas (Pvt) Co	Ration Suply	1	0	1203	11	-	-	511,761
Wickramaratnas (Pvt) Co	Ration Suply	1	0	1203	11	-	-	827,960
Wickramaratnas (Pvt) Co	Ration Suply	1	0	1203	11	-	-	223,748
Wickramaratnas (Pvt) Co	Ration Suply	1	0	1203	11	-	-	7,585,047
Wickramaratnas (Pvt) Co	Ration Suply	1	0	1203	11	-	-	74,095
Wickramaratnas (Pvt) Co	Ration Suply	1	0	1203	11	-	-	124,898
Wickramaratnas (Pvt) Co	Ration Suply	1	0	1203	11	-	-	260,118
Wickramaratnas (Pvt) Co	Ration Suply	1	0	1203	11	-	-	2,300,000
Wickramaratnas (Pvt) Co	Ration Suply	1	0	1203	11	-	-	4,725
Wickramaratnas (Pvt) Co	Ration Suply	1	0	1203	11	-	-	1,692,214
Wickramaratnas (Pvt) Co	Ration Suply	1	0	1203	11	-	-	210,000
Wickramaratnas (Pvt) Co	Ration Suply	1	0	1203	11	-	-	108,025
Wickramaratnas (Pvt) Co	Ration Suply	1	0	1203	11	-	-	1,034
Wickramaratnas (Pvt) Co	Ration Suply	1	0	1203	11	-	-	79,250
Wickramaratnas (Pvt) Co	Ration Suply	1	0	1203	11	-	-	196,396
Wickramaratnas (Pvt) Co	Ration Suply	1	0	1203	11	-	-	920,000
Wickramaratnas (Pvt) Co	Ration Suply	1	0	1203	11	-	-	137,500
Wickramaratnas (Pvt) Co	Ration Suply	1	0	1203	11	-	-	1,840,000
Wickramaratnas (Pvt) Co	Ration Suply	1	0	1203	11	-	-	1,840,000
Wickramaratnas (Pvt) Co	Ration Suply	1	0	1203	11	-	-	4,476
Wickramaratnas (Pvt) Co	Ration Suply	1	0	1203	11	-	-	137,500
Wickramaratnas (Pvt) Co	Ration Suply	1	0	1203	11	-	-	55,000
Wickramaratnas (Pvt) Co	Ration Suply	1	0	1203	11	-	-	339,428
Wickramaratnas (Pvt) Co	Ration Suply	1	0	1203	11	-	-	1,035,000
Wickramaratnas (Pvt) Co	Ration Suply	1	0	1203	11	-	-	79,250
Wickramaratnas (Pvt) Co	Ration Suply	1	0	1203	11	-	-	1,224,900
Wickramaratnas (Pvt) Co	Ration Suply	1	0	1203	11	-	-	210,000
Wickramaratnas (Pvt) Co	Ration Suply	1	0	1203	11	-	-	359,464
Wickramaratnas (Pvt) Co	Ration Suply	1	0	1203	11	-	-	4,476
Wickramaratnas (Pvt) Co	Ration Suply	1	0	1203	11	-	-	1,176,950
Wickramaratnas (Pvt) Co	Ration Suply	1	0	1203	11	-	-	27,250
Wickramaratnas (Pvt) Co	Ration Suply	1	0	1203	11	-	-	3,375
Wickramaratnas (Pvt) Co	Ration Suply	1	0	1203	11	-	-	1,196,000
Wickramaratnas (Pvt) Co	Ration Suply	1	0	1203	11	-	-	1,610,000
Wickramaratnas (Pvt) Co	Ration Suply	1	0	1203	11	-	-	39,625
Wickramaratnas (Pvt) Co	Ration Suply	1	0	1203	11	-	-	420,000
Wickramaratnas (Pvt) Co	Ration Suply	1	0	1203	11	-	-	898,901
Wickramaratnas (Pvt) Co	Ration Suply	1	0	1203	11	-	-	577,563
Wickramaratnas (Pvt) Co	Ration Suply	1	0	1203	11	-	-	7,125,772
Wickramaratnas (Pvt) Co	Ration Bill	1	0	1203	11	-	-	3,416
Wickramaratnas (Pvt) Co	Ration Bill	1	0	1203	11	-	-	63,075
Wickramaratnas (Pvt) Co	Ration Bill	1	0	1203	11	-	-	168,913
Wickramaratnas (Pvt) Co	Ration Bill	1	0	1203	11	-	-	23,233

Wickramaratnas (Pvt) Co	Raw food	1	0	1203	11	-	-	6,750
Wickramaratnas (Pvt) Co	Raw food	1	0	1203	11	-	-	25,060
Wickramaratnas (Pvt) Co	Raw food	1	0	1203	11	-	-	1,858,366
Wickramaratnas (Pvt) Co	Raw food	1	0	1203	11	-	-	2,116,641
Wickramaratnas (Pvt) Co	Raw food	1	0	1203	11	-	-	62,650
Wickramaratnas (Pvt) Co	Raw food	1	0	1203	11	-	-	6,985
Wickramaratnas (Pvt) Co	Raw food	1	0	1203	11	-	-	317,000
Wickramaratnas (Pvt) Co	Raw food	1	0	1203	11	-	-	54,484
Wickramaratnas (Pvt) Co	Vegetables,Fruts & Coconut Suply	1	0	1203	11	-	-	4,549,214
Wickramaratnas (Pvt) Co	Raw food	1	0	1203	11	-	-	252,469
Wickramaratnas (Pvt) Co	Raw food	1	0	1203	11	-	-	41,911
Wickramaratnas (Pvt) Co	Raw food	1	0	1203	11	-	-	22,521
Wickramaratnas (Pvt) Co	Raw food	1	0	1203	11	-	-	1,835,802
Wickramaratnas (Pvt) Co	Raw food	1	0	1203	11	-	-	2,139,483
Wickramaratnas (Pvt) Co	Raw food	1	0	1203	11	-	-	167,297
Wickramaratnas (Pvt) Co	Raw food	1	0	1203	11	-	-	79,250
Wickramaratnas (Pvt) Co	Vegetables,Fruts & Coconut Suply	1	0	1203	11	-	-	4,470,850
Wickramaratnas (Pvt) Co	Raw food	1	0	1203	11	-	-	2,047,511
Wickramaratnas (Pvt) Co	Raw food	1	0	1203	11	-	-	41,911
Wickramaratnas (Pvt) Co	Raw food	1	0	1203	11	-	-	2,145,766
Wickramaratnas (Pvt) Co	Raw food	1	0	1203	11	-	-	20,962
Wickramaratnas (Pvt) Co	Raw food	1	0	1203	11	-	-	2,120,719
Wickramaratnas (Pvt) Co	Raw food	1	0	1203	11	-	-	2,106,660
Wickramaratnas (Pvt) Co	Raw food	1	0	1203	11	-	-	41,911
Wickramaratnas (Pvt) Co	Vegetables,Fruts & Coconut Suply	1	0	1203	11	-	-	4,321,559
Wickramaratnas (Pvt) Co	BreadSuply	1	0	1203	11	-	-	18,367
Wickramaratnas (Pvt) Co	Vegetables,Fruts & Coconut Suply	1	0	1203	11	-	-	4,562,165
Wickramaratnas (Pvt) Co	Raw food	1	0	1203	11	-	-	2,409,608
Wickramaratnas (Pvt) Co	Raw food	1	0	1203	11	-	-	57,447
Wickramaratnas (Pvt) Co	Raw food	1	0	1203	11	-	-	27,500
Wickramaratnas (Pvt) Co	BreadSuply	1	0	1203	11	-	-	1,665,787
Wickramaratnas (Pvt) Co	Vegetables,Fruts & Coconut Suply	1	0	1203	11	-	-	13,984
Wickramaratnas (Pvt) Co	Raw food	1	0	1203	11	-	-	4,755,546
Wickramaratnas (Pvt) Co	Raw food	1	0	1203	11	-	-	7,425
Wickramaratnas (Pvt) Co	Raw food	1	0	1203	11	-	-	2,700
Wickramaratnas (Pvt) Co	Milk poweder Suply	1	0	1203	11	-	-	2,700
Wickramaratnas (Pvt) Co	Raw food	1	0	1203	11	-	-	86,728
Wickramaratnas (Pvt) Co	Milk poweder Suply	1	0	1203	11	-	-	1,912,154
Wickramaratnas (Pvt) Co	Raw food	1	0	1203	11	-	-	86,728
Wickramaratnas (Pvt) Co	Raw food	1	0	1203	11	-	-	4,050
Wickramaratnas (Pvt) Co	Raw food	1	0	1203	11	-	-	1,306,829
Wickramaratnas (Pvt) Co	Raw food	1	0	1203	11	-	-	2,586,799
Wickramaratnas (Pvt) Co	Raw food	1	0	1203	11	-	-	41,911
Wickramaratnas (Pvt) Co	Raw food	1	0	1203	11	-	-	22,521
Wickramaratnas (Pvt) Co	Raw food	1	0	1203	11	-	-	999,250
Wickramaratnas (Pvt) Co	Raw food	1	0	1203	11	-	-	27,296
Wickramaratnas (Pvt) Co	Vegetables,Fruts & Coconut Suply	1	0	1203	11	-	-	4,776,969

Wickramaratnas (Pvt) Co	Ration Bill	1	0	1203	11	-	-	2,663
Wickramaratnas (Pvt) Co	Ration Bill	1	0	1203	11	-	-	33,638
Wickramaratnas (Pvt) Co	Ration Bill	1	0	1203	11	-	-	42,335
Wickramaratnas (Pvt) Co	Ration Bill	1	0	1203	11	-	-	46,144
Wickramaratnas (Pvt) Co	Ration Bill	1	0	1203	11	-	-	58,749
Wickramaratnas (Pvt) Co	Ration Bill	1	0	1203	11	-	-	40,565
Wickramaratnas (Pvt) Co	Ration Bill	1	0	1203	11	-	-	186,468
Wickramaratnas (Pvt) Co	Ration Bill	1	0	1203	11	-	-	160,838
Wickramaratnas (Pvt) Co	Ration Bill	1	0	1203	11	-	-	1,825
Wickramaratnas (Pvt) Co	Ration Bill	1	0	1203	11	-	-	125,142
Wickramaratnas (Pvt) Co	Ration Bill	1	0	1203	11	-	-	288,342
Wickramaratnas (Pvt) Co	Ration Bill	1	0	1203	11	-	-	136,682
Wickramaratnas (Pvt) Co	Ration Bill	1	0	1203	11	-	-	27,644
Wickramaratnas (Pvt) Co	Ration Bill	1	0	1203	11	-	-	177,970
Wickramaratnas (Pvt) Co	Ration Bill	1	0	1203	11	-	-	96,374
Wickramaratnas (Pvt) Co	Ration Bill	1	0	1203	11	-	-	143,848
Wickramaratnas (Pvt) Co	Ration Bill	1	0	1203	11	-	-	139,392
Wickramaratnas (Pvt) Co	Ration Bill	1	0	1203	11	-	-	91,587
Wickramaratnas (Pvt) Co	Ration Bill	1	0	1203	11	-	-	81,091
Wickramaratnas (Pvt) Co	Ration Bill	1	0	1203	11	-	-	150,112
Wickramaratnas (Pvt) Co	Ration Bill	1	0	1203	11	-	-	76,277
Wickramaratnas (Pvt) Co	Ration Bill	1	0	1203	11	-	-	64,048
Wickramaratnas (Pvt) Co	Ration Bill	1	0	1203	11	-	-	50,265
Wickramaratnas (Pvt) Co	Ration Bill	1	0	1203	11	-	-	41,363
Wickramaratnas (Pvt) Co	Ration Bill	1	0	1203	11	-	-	12,216
Wickramaratnas (Pvt) Co	Ration Bill	1	0	1203	11	-	-	223,590
Wickramaratnas (Pvt) Co	Ration Bill	1	0	1203	11	-	-	15,850
Wickramaratnas (Pvt) Co	Ration Bill	1	0	1203	11	-	-	45,529
Wickramaratnas (Pvt) Co	Ration Bill	1	0	1203	11	-	-	56,573
Wickramaratnas (Pvt) Co	Ration Bill	1	0	1203	11	-	-	70,073
Wickramaratnas (Pvt) Co	Ration Bill	1	0	1203	11	-	-	112,487
Wickramaratnas (Pvt) Co	Ration Bill	1	0	1203	11	-	-	144,591
Wickramaratnas (Pvt) Co	Ration Bill	1	0	1203	11	-	-	143,879
Wickramaratnas (Pvt) Co	Raw food	1	0	1203	11	-	-	54,794
Wickramaratnas (Pvt) Co	Raw food	1	0	1203	11	-	-	2,409,800
Wickramaratnas (Pvt) Co	Raw food	1	0	1203	11	-	-	41,366
Wickramaratnas (Pvt) Co	Raw food	1	0	1203	11	-	-	1,205,000
Wickramaratnas (Pvt) Co	Rice Suply	1	0	1203	11	-	-	1,150,000
Wickramaratnas (Pvt) Co	Rice Suply	1	0	1203	11	-	-	31,500
Wickramaratnas (Pvt) Co	Vegetables,Fruts & Coconut Suply	1	0	1203	11	-	-	4,243,499
Wickramaratnas (Pvt) Co	Vegetables,Fruts & Coconut Suply	1	0	1203	11	-	-	4,519,241
Wickramaratnas (Pvt) Co	Raw food	1	0	1203	11	-	-	2,439,616
Wickramaratnas (Pvt) Co	Raw food	1	0	1203	11	-	-	2,935,317
Wickramaratnas (Pvt) Co	Raw food	1	0	1203	11	-	-	34,926
Wickramaratnas (Pvt) Co	Raw food	1	0	1203	11	-	-	75,264
Wickramaratnas (Pvt) Co	Raw food	1	0	1203	11	-	-	57,447
Wickramaratnas (Pvt) Co	Raw food	1	0	1203	11	-	-	1,218,750

Wickramaratnas (Pvt) Co	Raw food	1	0	1203	11	-	-	385,392
Wickramaratnas (Pvt) Co	Raw food	1	0	1203	11	-	-	1,999,464
Wickramaratnas (Pvt) Co	Raw food	1	0	1203	11	-	-	2,064,118
Wickramaratnas (Pvt) Co	Raw food	1	0	1203	11	-	-	22,521
Wickramaratnas (Pvt) Co	Raw food	1	0	1203	11	-	-	1,950,530
Wickramaratnas (Pvt) Co	Raw food	1	0	1203	11	-	-	144,250
Wickramaratnas (Pvt) Co	Raw food	1	0	1203	11	-	-	2,712,611
Wickramaratnas (Pvt) Co	Raw food	1	0	1203	11	-	-	1,362,764
Wickramaratnas (Pvt) Co	Raw food	1	0	1203	11	-	-	27,940
Wickramaratnas (Pvt) Co	Raw food	1	0	1203	11	-	-	244,500
Wickramaratnas (Pvt) Co	Raw food	1	0	1203	11	-	-	13,750
Wickramaratnas (Pvt) Co	Raw food	1	0	1203	11	-	-	48,896
Wickramaratnas (Pvt) Co	Raw food	1	0	1203	11	-	-	55,000
Wickramaratnas (Pvt) Co	Raw food	1	0	1203	11	-	-	808,875
Wickramaratnas (Pvt) Co	Raw food	1	0	1203	11	-	-	179,000
Wickramaratnas (Pvt) Co	Raw food	1	0	1203	11	-	-	45,500
Wickramaratnas (Pvt) Co	Vegetables,Fruts & Coconut Suply	1	0	1203	11	-	-	4,801,103
Wickramaratnes Pvt	Ration Suply	1	0	1203	11	-	-	463,358
Wickramaratnes Pvt	Ration Suply	1	0	1203	11	-	-	4,767,043
Wickramaratnes Pvt	Ration Suply	1	0	1203	11	-	-	1,717,698
Wickramaratnes Pvt	Ration Suply	1	0	1203	11	-	-	494,249
Wickramaratnes Pvt	Ration Suply	1	0	1203	11	-	-	1,557,447
Wickramaratnes Pvt	Ration Suply	1	0	1203	11	-	-	4,454,666
Wickramaratnes Pvt	Ration Suply	1	0	1203	11	-	-	165,000
Wickramaratnes Pvt	Ration Suply	1	0	1203	11	-	-	571,020
Wickramaratnes Pvt	Ration Suply	1	0	1203	11	-	-	590,251
Wickramaratnes Pvt	Ration Suply	1	0	1203	11	-	-	75,180
Wickramaratnes Pvt	Ration Suply	1	0	1203	11	-	-	86,657
Wickramaratnes Pvt	Ration Suply	1	0	1203	11	-	-	1,610,000
Wickramaratnes Pvt	Ration Suply	1	0	1203	11	-	-	1,272,557
Wickramaratnes Pvt	Ration Suply	1	0	1203	11	-	-	44,027
Wickramaratnes Pvt	Ration Suply	1	0	1203	11	-	-	715,743
Wickramaratnes Pvt	Ration Suply	1	0	1203	11	-	-	37,590
Wickramaratnes Pvt	Ration Suply	1	0	1203	11	-	-	1,840,000
Wickramaratnes Pvt	Ration Suply	1	0	1203	11	-	-	1,150,000
Wickramaratnes Pvt	Ration Suply	1	0	1203	11	-	-	2,300,000
Wickramaratnes Pvt	Ration Suply	1	0	1203	11	-	-	20,250
Wickramaratnes Pvt	Ration Suply	1	0	1203	11	-	-	1,204,946
Wickramaratnes Pvt	Ration Suply	1	0	1203	11	-	-	1,262,611
Wickramaratnes Pvt	Ration Suply	1	0	1203	11	-	-	16,087
Wickramaratnes Pvt	Ration Suply	1	0	1203	11	-	-	2,070,000
Wickramaratnes Pvt	Ration Suply	1	0	1203	11	-	-	16,875
Wickramaratnes Pvt	Ration Suply	1	0	1203	11	-	-	27,940
Wickramaratnes Pvt	Ration Suply	1	0	1203	11	-	-	27,940
Wickramaratnes Pvt	Ration Suply	1	0	1203	11	-	-	1,380,000
Wickramaratnes Pvt	Ration Suply	1	0	1203	11	-	-	474,895
Wickramaratnes Pvt	Ration Suply	1	0	1203	11	-	-	2,185,000

Wickramaratnes Pvt	Ration Suply	1	0	1203	11	-	-	1,265,000
Wickramaratnes Pvt	Ration Suply	1	0	1203	11	-	-	4,991,133
Wickramaratnes Pvt	Ration Suply	1	0	1203	11	-	-	1,893,305
Wickramaratnes Pvt	Ration Suply	1	0	1203	11	-	-	459,184
Wickramaratnes Pvt	Ration Suply	1	0	1203	11	-	-	4,507,166
Wickramaratnes Pvt	Ration Suply	1	0	1203	11	-	-	1,506,987
Wickramaratnes Pvt	Ration Suply	1	0	1203	11	-	-	425,789
Wickramaratnes Pvt	Ration Suply	1	0	1203	11	-	-	1,917,937
Wickramaratnes Pvt	Ration Suply	1	0	1203	11	-	-	1,380,000
Wickramaratnes Pvt	Ration Suply	1	0	1203	11	-	-	4,512,332
Wickramaratnes Pvt	Ration Suply	1	0	1203	11	-	-	53,137
Wickramaratnes Pvt	Ration Suply	1	0	1203	11	-	-	2,070,000
Wickramaratnes Pvt	Ration Suply	1	0	1203	11	-	-	393,228
Wickramaratnes Pvt	Ration Suply	1	0	1203	11	-	-	425,789
Wickramaratnes Pvt	Ration Suply	1	0	1203	11	-	-	4,505,551
Wickramaratnes Pvt	Ration Suply	1	0	1203	11	-	-	2,080,500
Wickramaratnes Pvt	Ration Suply	1	0	1203	11	-	-	1,623,655
Wickramaratnes Pvt	Ration Suply	1	0	1203	11	-	-	945,686
Wickramaratnes Pvt	Ration Suply	1	0	1203	11	-	-	1,944,340
Wickramaratnes Pvt	Ration Suply	1	0	1203	11	-	-	13,970
Wickramaratnes Pvt	Ration Suply	1	0	1203	11	-	-	1,163,331
Wickramaratnes Pvt	Ration Suply	1	0	1203	11	-	-	1,380,000
Wickramaratnes Pvt	Ration Suply	1	0	1203	11	-	-	2,049,890
Wickramaratnes Pvt	Ration Suply	1	0	1203	11	-	-	1,162,106
Wickramaratnes Pvt	Ration Suply	1	0	1203	11	-	-	1,927,561
Wickramaratnes Pvt	Ration Suply	1	0	1203	11	-	-	837,174
Wickramaratnes Pvt	Ration Suply	1	0	1203	11	-	-	206,050
Wickramaratnes Pvt	Ration Suply	1	0	1203	11	-	-	1,150,000
Wickramaratnes Pvt	Ration Suply	1	0	1203	11	-	-	4,649,394
Wickramaratnes Pvt	Ration Suply	1	0	1203	11	-	-	44,027
Wickramaratnes Pvt	Ration Suply	1	0	1203	11	-	-	66,041
Wickramaratnes Pvt	Ration Suply	1	0	1203	11	-	-	196,614
Wickramaratnes Pvt	Ration Suply	1	0	1203	11	-	-	1,025,325
Wickramaratnes Pvt	Ration Suply	1	0	1203	11	-	-	82,725
Wickramaratnes Pvt	Ration Suply	1	0	1203	11	-	-	4,744,109
Wickramaratnes Pvt	Fish Suply	1	0	1203	11	-	-	3,075,930
Wickramaratnes Pvt	Rice Suply	1	0	1203	11	-	-	4,560,000
Wickramaratnes Pvt	Rice Suply	1	0	1203	11	-	-	2,760,000
Wickramaratnes Pvt	Fish Suply	1	0	1203	11	-	-	2,510,063
Wickramaratnes Pvt	Fish Suply	1	0	1203	11	-	-	2,660,194
Wickramaratnes Pvt	Fish Suply	1	0	1203	11	-	-	2,790,872
Wickramaratnes Pvt	Rice Suply	1	0	1203	11	-	-	2,990,000
Wickramaratnes Pvt	Fish Suply	1	0	1203	11	-	-	2,281,041
Wickramaratnes Pvt	Rice Suply	1	0	1203	11	-	-	3,555,000
Wickramaratnes Pvt	Fish Suply	1	0	1203	11	-	-	2,515,119
Wickramaratnes Pvt	Rice Suply	1	0	1203	11	-	-	4,708,000
Wickramaratnes Pvt	Fish Suply	1	0	1203	11	-	-	2,845,146

Wickramaratnes Pvt	Bread Suply 450 g	1	0	1203	11	-	-	39,656
Wickramaratnes Pvt	Rice Suply	1	0	1203	11	-	-	4,754,000
Wickramaratnes Pvt	Fish Suply	1	0	1203	11	-	-	2,481,472
Wickramaratnes Pvt	Bread Suply 450 g	1	0	1203	11	-	-	56,981
Wickramaratnes Pvt	Rice Suply	1	0	1203	11	-	-	3,611,000
Wickramaratnes Pvt	Fish Suply	1	0	1203	11	-	-	2,505,131
Wickramaratnes Pvt	Bread Suply 450 g	1	0	1203	11	-	-	31,725
Wickramaratnes Pvt	FishSuply	1	0	1203	11	-	-	2,735,027
Wickramaratnes Pvt	Bread Suply 450 g	1	0	1203	11	-	-	26,299
Wickramaratnes Pvt	Fish Suply	1	0	1203	11	-	-	2,578,130
Wickramaratnes Pvt	Bread Suply 450 g	1	0	1203	11	-	-	23,794
Wickramaratnes Pvt	Rice Suply	1	0	1203	11	-	-	3,555,000
Wickramaratnes Pvt	Rice Suply	1	0	1203	11	-	-	3,608,500
Wickramaratnes Pvt	Ration Bill	1	0	1203	11	-	-	180,002
Wickramaratnes Pvt	Ration Bill	1	0	1203	11	-	-	216,216
Wickramaratnes Pvt	Ration Bill	1	0	1203	11	-	-	144,617
Wickramaratnes Pvt	Ration Bill	1	0	1203	11	-	-	161,406
Wickramaratnes Pvt	Ration Bill	1	0	1203	11	-	-	146,973
Wickramaratnes Pvt	Ration Bill	1	0	1203	11	-	-	171,156
Wickramaratnes Pvt	Ration Bill	1	0	1203	11	-	-	188,626
Wickramaratnes Pvt	Ration Bill	1	0	1203	11	-	-	227,611
Wickramaratnes Pvt	Raw and Raw food	1	0	1203	11	-	-	97,825
Wickramaratnes Pvt	Raw and Raw food	1	0	1203	11	-	-	745,041
Wickramaratnes Pvt	Raw and Raw food	1	0	1203	11	-	-	438,065
Wickramaratnes Pvt	Raw and Raw food	1	0	1203	11	-	-	27,450
Wickramaratnes Pvt	Raw and Raw food	1	0	1203	11	-	-	330,500
Wickramaratnes Pvt	Raw and Raw food	1	0	1203	11	-	-	26,177
Wickramaratnes Pvt	Raw and Raw food	1	0	1203	11	-	-	519,761
Wickramaratnes Pvt	Raw and Raw food	1	0	1203	11	-	-	233,851
Wickramaratnes Pvt	Raw and Raw food	1	0	1203	11	-	-	36,688
Wickramaratnes Pvt	Raw and Raw food	1	0	1203	11	-	-	271,264
Wickramaratnes Pvt	Raw and Raw food	1	0	1203	11	-	-	575,138
Wickramaratnes Pvt	Raw and Raw food	1	0	1203	11	-	-	13,750
Wickramaratnes Pvt	Raw and Raw food	1	0	1203	11	-	-	65,265
Wickramaratnes Pvt	Raw and Raw food	1	0	1203	11	-	-	997,334
Wickramaratnes Pvt	Raw and Raw food	1	0	1203	11	-	-	458,263
Wickramaratnes Pvt	Raw and Raw food	1	0	1203	11	-	-	67,146
Wickramaratnes Pvt	Raw and Raw food	1	0	1203	11	-	-	2,192
Wickramaratnes Pvt	Raw and Raw food	1	0	1203	11	-	-	467,393
Wickramaratnes Pvt	Raw and Raw food	1	0	1203	11	-	-	930,177
Wickramaratnes Pvt	Raw and Raw food	1	0	1203	11	-	-	156,905
Wickramaratnes Pvt	Raw and Raw food	1	0	1203	11	-	-	715,208
Wickramaratnes Pvt	Raw and Raw food	1	0	1203	11	-	-	948,105
Wickramaratnes Pvt	Raw and Raw food	1	0	1203	11	-	-	476,763
Wickramaratnes Pvt	Raw and Raw food	1	0	1203	11	-	-	63,937
Wickramaratnes Pvt	Raw and Raw food	1	0	1203	11	-	-	37,674
Wickramaratnes Pvt	Raw and Raw food	1	0	1203	11	-	-	466,223

Wickramaratnes Pvt	Raw and Raw food	1	0	1203	11	-	-	3,469
Wickramaratnes Pvt	Raw and Raw food	1	0	1203	11	-	-	619,519
Wickramaratnes Pvt	Raw and Raw food	1	0	1203	11	-	-	195,934
Wickramaratnes Pvt	Raw and Raw food	1	0	1203	11	-	-	214,332
Wickramaratnes Pvt	Raw and Raw food	1	0	1203	11	-	-	29,430
Wickramaratnes Pvt	Raw and Raw food	1	0	1203	11	-	-	35,052
Wickramaratnes Pvt	Raw and Raw food	1	0	1203	11	-	-	448,127
Wickramaratnes Pvt	Raw and Raw food	1	0	1203	11	-	-	225,403
Wickramaratnes Pvt	Raw and Raw food	1	0	1203	11	-	-	30,056
Wickramaratnes Pvt	Raw and Raw food	1	0	1203	11	-	-	34,234
Wickramaratnes Pvt	Raw and Raw food	1	0	1203	11	-	-	218,986
Wickramaratnes Pvt	Raw and Raw food	1	0	1203	11	-	-	469,031
Wickramaratnes Pvt	Raw and Raw food	1	0	1203	11	-	-	99,793
Wickramaratnes Pvt	Raw and Raw food	1	0	1203	11	-	-	207,675
Wickramaratnes Pvt	Raw and Raw food	1	0	1203	11	-	-	211,937
Wickramaratnes Pvt	Raw and Raw food	1	0	1203	11	-	-	32,031
Wickramaratnes Pvt	Raw and Raw food	1	0	1203	11	-	-	447,446
Wickramaratnes Pvt	Raw and Raw food	1	0	1203	11	-	-	23,585
Wickramaratnes Pvt	Raw and Raw food	1	0	1203	11	-	-	463,613
Wickramaratnes Pvt	Raw and Raw food	1	0	1203	11	-	-	14,715
Wickramaratnes Pvt	Raw and Raw food	1	0	1203	11	-	-	220,719
Wickramaratnes Pvt	Raw and Raw food	1	0	1203	11	-	-	36,499
Wickramaratnes Pvt	Raw and Raw food	1	0	1203	11	-	-	211,939
Wickramaratnes Pvt	Raw and Raw food	1	0	1203	11	-	-	15,850
Wickramaratnes Pvt	Raw and Raw food	1	0	1203	11	-	-	445,412
Wickramaratnes Pvt	Raw and Raw food	1	0	1203	11	-	-	27,500
Wickramaratnes Pvt	Raw and Raw food	1	0	1203	11	-	-	164,006
Wickramaratnes Pvt	Raw and Raw food	1	0	1203	11	-	-	455,608
Wickramaratnes Pvt	Raw and Raw food	1	0	1203	11	-	-	207,199
Wickramaratnes Pvt	Raw and Raw food	1	0	1203	11	-	-	38,828
Wickramaratnes Pvt	Raw and Raw food	1	0	1203	11	-	-	2,296
Wickramaratnes Pvt	Raw and Raw food	1	0	1203	11	-	-	230,477
Wickramaratnes Pvt	Raw and Raw food	1	0	1203	11	-	-	472,843
Wickramaratnes Pvt	Raw and Raw food	1	0	1203	11	-	-	220,150
Wickramaratnes Pvt	Raw and Raw food	1	0	1203	11	-	-	40,967
Wickramaratnes Pvt	Raw and Raw food	1	0	1203	11	-	-	220,329
Wickramaratnes Pvt	Raw and Raw food	1	0	1203	11	-	-	459,728
Vijitha Somesiri Rajapaksa	Kooked Meal Ration -Gampaha Lokup	1	0	1203	11	-	-	367,146
Wickramaratnes Pvt	Raw and Raw food supply	1	0	1203	11	-	-	1,199,224
Wickramaratnes Pvt	Raw and Raw food supply	1	0	1203	11	-	-	1,301,891
Wickramaratnes Pvt	Raw and Raw food supply	1	0	1203	11	-	-	1,173,779
Wickramaratnes Pvt	Raw and Raw food supply	1	0	1203	11	-	-	13,433
Wickramaratnes Pvt	Raw and Raw food supply	1	0	1203	11	-	-	1,106,411
Wickramaratnes Pvt	Raw and Raw food supply	1	0	1203	11	-	-	158,500
Wickramaratnes Pvt	Raw and Raw food supply	1	0	1203	11	-	-	1,026,168
SP - Polonnaruwa	Local procurement	1	0	1203	11	-	-	43,115
Sandra Fiona Constructions and Supplier	2023 August 1-15 Dry food supply	1	0	1203	11	-	-	474,551

Sandra Fiona Constructions and Supplier	2023 August 1-15 Raw food supply	1	0	1203	11	-	-	1,458,339
Sandra Fiona Constructions and Supplier	2023 August 16-31 Dry food supply	1	0	1203	11	-	-	611,615
Sandra Fiona Constructions and Supplier	2023 August 16-31 Raw food supply	1	0	1203	11	-	-	1,415,282
Sandra Fiona Constructions and Supplier	2023 September 1-15 Raw food supply	1	0	1203	11	-	-	1,485,655
Sandra Fiona Constructions and Supplier	2023 September 1-15 Dry food supply	1	0	1203	11	-	-	1,357,276
Sandra Fiona Constructions and Supplier	2023 September 16-30 Raw food supply	1	0	1203	11	-	-	1,126,307
Sandra Fiona Constructions and Supplier	2023 September 16-30 Dry food supply	1	0	1203	11	-	-	110,725
Sandra Fiona Constructions and Supplier	2023 Octomber 1-15 Dry food supply	1	0	1203	11	-	-	1,110,085
Sandra Fiona Constructions and Supplier	2023 Octomber 1-15 Raw food supply	1	0	1203	11	-	-	612,600
Sandra Fiona Constructions and Supplier	2023 Octomber 16-31 Raw food supply	1	0	1203	11	-	-	1,184,478
Sandra Fiona Constructions and Supplier	2023 Octomber 16-31 Dry food supply	1	0	1203	11	-	-	158,304
Sandra Fiona Constructions and Supplier	2023 Novamber 1-15 Raw food supply	1	0	1203	11	-	-	850,607
Sandra Fiona Constructions and Supplier	2023 Novamber 1-15 Dry food supply	1	0	1203	11	-	-	714,373
Sandra Fiona Constructions and Supplier	2023 Novamber 16-30 Raw food supply	1	0	1203	11	-	-	1,009,895
Sandra Fiona Constructions and Supplier	2023 Novamber 16-30 Dry food supply	1	0	1203	11	-	-	624,832
Sandra Fiona Constructions and Supplier	2023 December 1-15 Raw food supply	1	0	1203	11	-	-	1,056,320
Sandra Fiona Constructions and Supplier	2023 December 1-15 Raw food supply	1	0	1203	11	-	-	134,388
Sandra Fiona Constructions and Supplier	2023 December 16-30 Raw food supply	1	0	1203	11	-	-	1,103,280
Sandra Fiona Constructions and Supplier	2023 December 16-30 Raw food supply	1	0	1203	11	-	-	681,183
C. Lobster Enterprises	FishSuply	1	0	1203	11	-	-	3,390,293
C. Lobster Enterprises	FishSuply	1	0	1203	11	-	-	2,858,174
C. Lobster Enterprises	FishSuply	1	0	1203	11	-	-	2,341,433
C. Lobster Enterprises	FishSuply	1	0	1203	11	-	-	2,875,892
C. Lobster Enterprises	FishSuply	1	0	1203	11	-	-	3,176,312
C. Lobster Enterprises	Ration Suply	1	0	1203	11	-	-	3,971,865
C. Lobster Enterprises	Ration Suply	1	0	1203	11	-	-	568,772
C. Lobster Enterprises	Ration Suply	1	0	1203	11	-	-	596,516
C. Lobster Enterprises	Ration Suply	1	0	1203	11	-	-	4,289,194
C. Lobster Enterprises	Ration Suply	1	0	1203	11	-	-	3,979,394
C. Lobster Enterprises	Ration Suply	1	0	1203	11	-	-	471,530
C. Lobster Enterprises	Ration Suply	1	0	1203	11	-	-	4,654,040
C. Lobster Enterprises	Ration Suply	1	0	1203	11	-	-	503,781
C. Lobster Enterprises	Ration Suply	1	0	1203	11	-	-	525,232
C. Lobster Enterprises	Ration Suply	1	0	1203	11	-	-	4,568,261
C. Lobster Enterprises	Ration Suply	1	0	1203	11	-	-	478,826
C. Lobster Enterprises	Ration Suply	1	0	1203	11	-	-	4,088,626
C. Lobster Enterprises	FishSuply	1	0	1203	11	-	-	1,502,756
C. Lobster Enterprises	Chiken Suply	1	0	1203	11	-	-	1,278,258
C. Lobster Enterprises	Chiken Suply	1	0	1203	11	-	-	1,002,115
C. Lobster Enterprises	FishSuply	1	0	1203	11	-	-	1,320,946
C. Lobster Enterprises	FishSuply	1	0	1203	11	-	-	1,416,111
C. Lobster Enterprises	Chiken Suply	1	0	1203	11	-	-	1,341,488
C. Lobster Enterprises	FishSuply	1	0	1203	11	-	-	1,475,280
C. Lobster Enterprises	Chiken Suply	1	0	1203	11	-	-	1,313,971
C. Lobster Enterprises	FishSuply	1	0	1203	11	-	-	1,169,469
C. Lobster Enterprises	Chiken Suply	1	0	1203	11	-	-	1,237,080
C. Lobster Enterprises	Chiken Suply	1	0	1203	11	-	-	1,149,066

C. Lobster Enterprises	FishSuply	1	0	1203	11	-	-	1,416,112
C. Lobster Enterprises	FishSuply	1	0	1203	11	-	-	1,425,299
C. Lobster Enterprises	Chiken Suply	1	0	1203	11	-	-	1,152,579
C. Lobster Enterprises	Chiken Suply	1	0	1203	11	-	-	1,141,260
C. Lobster Enterprises	FishSuply	1	0	1203	11	-	-	1,377,344
C. Lobster Enterprises	Chiken Suply	1	0	1203	11	-	-	1,042,707
C. Lobster Enterprises	FishSuply	1	0	1203	11	-	-	1,240,501
C. Lobster Enterprises	FishSuply	1	0	1203	11	-	-	1,424,318
C. Lobster Enterprises	Chiken Suply	1	0	1203	11	-	-	1,018,508
C. Lobster Enterprises	FishSuply	1	0	1203	11	-	-	1,491,169
C. Lobster Enterprises	Chiken Suply	1	0	1203	11	-	-	1,214,442
Sudeena Suppliers (pvt) Ltd	Kandawaththa/Mithirigala -Vegiteble	1	0	1203	11	-	-	39,429
Sudeena Suppliers (pvt) Ltd	Kandawaththa/Mithirigala Fish	1	0	1203	11	-	-	62,255
Sudeena Suppliers (pvt) Ltd	Kandawaththa/Mithirigala -Eggs	1	0	1203	11	-	-	6,413
Sudeena Suppliers (pvt) Ltd	Kandawaththa/Mithirigala-Raw food	1	0	1203	11	-	-	41,754
Sudeena Suppliers (pvt) Ltd	Kandawaththa/Mithirigala Chiken	1	0	1203	11	-	-	55,067
Sudeena Suppliers (pvt) Ltd	Kandawaththa/Mithirigala-Rise	1	0	1203	11	-	-	138,000
Sudeena Suppliers (pvt) Ltd	Kandawaththa/Mithirigala Dry Fish	1	0	1203	11	-	-	9,580
Sudeena Suppliers (pvt) Ltd	Kandawaththa/Mithirigala Dry Fish	1	0	1203	11	-	-	53,455
Sudeena Suppliers (pvt) Ltd	Kandawaththa/Mithirigala Dry Fish	1	0	1203	11	-	-	12,730
Sudeena Suppliers (pvt) Ltd	Kandawaththa/Mithirigala-Vegiteble	1	0	1203	11	-	-	36,740
Sudeena Suppliers (pvt) Ltd	Kandawaththa/MithirigalaFish	1	0	1203	11	-	-	65,923
Sudeena Suppliers (pvt) Ltd	Kandawaththa/Mithirigala-Rise	1	0	1203	11	-	-	138,000
Sudeena Suppliers (pvt) Ltd	Kandawaththa/Mithirigala-Eggs	1	0	1203	11	-	-	6,534
Sudeena Suppliers (pvt) Ltd	Kandawaththa/Mithirigala Raw food	1	0	1203	11	-	-	48,424
Sudeena Suppliers (pvt) Ltd	Kandawaththa/Mithirigala-Rise	1	0	1203	11	-	-	69,000
Sudeena Suppliers (pvt) Ltd	Kandawaththa/Mithirigala Raw food	1	0	1203	11	-	-	36,567
Sudeena Suppliers (pvt) Ltd	Kandawaththa/Mithirigala Raw food	1	0	1203	11	-	-	158,333
Sudeena Suppliers (pvt) Ltd	Kandawaththa/Mithirigala-Vegiteble	1	0	1203	11	-	-	140,047
Sudeena Suppliers (pvt) Ltd	Kandawaththa/Mithirigala Raw food	1	0	1203	11	-	-	42,160
Sudeena Suppliers (pvt) Ltd	Kandawaththa/Mithirigala-Rise	1	0	1203	11	-	-	69,000
Sudeena Suppliers (pvt) Ltd	Kandawaththa/Mithirigala-Vegiteble	1	0	1203	11	-	-	145,565
Sudeena Suppliers (pvt) Ltd	Kandawaththa/Mithirigala Raw food	1	0	1203	11	-	-	45,978
Sudeena Suppliers (pvt) Ltd	Kandawaththa/Mithirigala-Rise	1	0	1203	11	-	-	69,000
Sudeena Suppliers (pvt) Ltd	Kandawaththa/Mithirigala Raw food	1	0	1203	11	-	-	53,813
Sudeena Suppliers (pvt) Ltd	Kandawaththa/Mithirigala-Rise	1	0	1203	11	-	-	139,712
Sudeena Suppliers (pvt) Ltd	Kandawaththa/Mithirigala Chiken	1	0	1203	11	-	-	160,152
Sudeena Suppliers (pvt) Ltd	Raw food	1	0	1203	11	-	-	4,828,710
Sudeena Suppliers (pvt) Ltd	Raw food	1	0	1203	11	-	-	5,581,179
Sudeena Suppliers (pvt) Ltd	Raw food	1	0	1203	11	-	-	10,378,174
Sudeena Suppliers (pvt) Ltd	Raw food	1	0	1203	11	-	-	6,141,400
Sudeena Suppliers (pvt) Ltd	Raw food	1	0	1203	11	-	-	5,891,640
Sudeena Suppliers (pvt) Ltd	Raw food	1	0	1203	11	-	-	4,874,434
Sudeena Suppliers (pvt) Ltd	Raw food	1	0	1203	11	-	-	5,116,591
Sudeena Suppliers (pvt) Ltd	Raw food	1	0	1203	11	-	-	5,046,112
Sudeena Suppliers (pvt) Ltd	Raw food	1	0	1203	11	-	-	7,091,855
Sudeena Suppliers (pvt) Ltd	Ration	1	0	1203	11	-	-	1,564,570

Sudeena Suppliers (pvt) Ltd	Ration	1	0	1203	11	-	-	1,218,864
Sudeena Suppliers (pvt) Ltd	Ration	1	0	1203	11	-	-	1,593,339
Sudeena Suppliers (pvt) Ltd	Ration	1	0	1203	11	-	-	1,166,548
Sudeena Suppliers (pvt) Ltd	Ration	1	0	1203	11	-	-	1,336,074
Sudeena Suppliers (pvt) Ltd	Ration	1	0	1203	11	-	-	2,188,918
Sudeena Suppliers (pvt) Ltd	Ration	1	0	1203	11	-	-	1,765,984
Sudeena Suppliers (pvt) Ltd	Ration	1	0	1203	11	-	-	2,012,323
Sudeena Suppliers (pvt) Ltd	Ration	1	0	1203	11	-	-	1,846,001
Sudeena Suppliers (pvt) Ltd	Ration	1	0	1203	11	-	-	1,310,503
Sudeena Suppliers (pvt) Ltd	Rice and Dry Ration	1	0	1203	11	-	-	3,825,825
Sudeena Suppliers (pvt) Ltd	Suply Vegetables	1	0	1203	11	-	-	1,060,791
Sudeena Suppliers (pvt) Ltd	Meatand -Eggs	1	0	1203	11	-	-	346,322
Sudeena Suppliers (pvt) Ltd	Fishand Dry Fish	1	0	1203	11	-	-	1,250,155
Sudeena Suppliers (pvt) Ltd	Suply Coconut	1	0	1203	11	-	-	1,333,655
Sudeena Suppliers (pvt) Ltd	Suply Vegetables	1	0	1203	11	-	-	947,265
Sudeena Suppliers (pvt) Ltd	Fishand Dry Fish	1	0	1203	11	-	-	1,227,713
Sudeena Suppliers (pvt) Ltd	Meatand -Eggs	1	0	1203	11	-	-	361,629
Sudeena Suppliers (pvt) Ltd	Rice	1	0	1203	11	-	-	2,253,248
Sudeena Suppliers (pvt) Ltd	Suply Coconut	1	0	1203	11	-	-	1,015,470
Sudeena Suppliers (pvt) Ltd	Meat -Eggs-Dry Fish-and ්- Coconut	1	0	1203	11	-	-	6,816,249
Sudeena Suppliers (pvt) Ltd	Vegetables ොසand	1	0	1203	11	-	-	983,099
Sudeena Suppliers (pvt) Ltd	Suply Coconut	1	0	1203	11	-	-	982,864
Sudeena Suppliers (pvt) Ltd	Meatand -Eggs	1	0	1203	11	-	-	648,148
Sudeena Suppliers (pvt) Ltd	Fishand Dry Fish	1	0	1203	11	-	-	1,294,954
Sudeena Suppliers (pvt) Ltd	Rice and Ration	1	0	1203	11	-	-	2,305,162
Sudeena Suppliers (pvt) Ltd	Ration Bill	1	0	1203	11	-	-	911,069
Sudeena Suppliers (pvt) Ltd	Ration Bill	1	0	1203	11	-	-	930,954
Sudeena Suppliers (pvt) Ltd	Ration Bill	1	0	1203	11	-	-	543,788
Sudeena Suppliers (pvt) Ltd	Ration Bill	1	0	1203	11	-	-	411,469
Sudeena Suppliers (pvt) Ltd	Ration Bill	1	0	1203	11	-	-	703,419
Sudeena Suppliers (pvt) Ltd	Ration Bill	1	0	1203	11	-	-	533,545
Sudeena Suppliers (pvt) Ltd	Ration Bill	1	0	1203	11	-	-	734,997
Sudeena Suppliers (pvt) Ltd	Ration Bill	1	0	1203	11	-	-	796,359
Sudeena Suppliers (pvt) Ltd	Ration Bill	1	0	1203	11	-	-	328,622
Sudeena Suppliers (pvt) Ltd	Ration Bill	1	0	1203	11	-	-	748,900
Sudeena Suppliers (pvt) Ltd	Ration Bill	1	0	1203	11	-	-	668,661
Sudeena Suppliers (pvt) Ltd	Ration Bill	1	0	1203	11	-	-	679,838
Sudeena Suppliers (pvt) Ltd	Ration Bill	1	0	1203	11	-	-	722,309
Sudeena Suppliers (pvt) Ltd	Ration Bill	1	0	1203	11	-	-	442,077
Sudeena Suppliers (pvt) Ltd	Ration Bill	1	0	1203	11	-	-	391,988
Sudeena Suppliers (pvt) Ltd	Ration Bill	1	0	1203	11	-	-	492,717
Sudeena Suppliers (pvt) Ltd	Ration Bill	1	0	1203	11	-	-	754,902
Sudeena Suppliers (pvt) Ltd	Ration Bill	1	0	1203	11	-	-	584,322
Sudeena Suppliers (pvt) Ltd	Ration Bill	1	0	1203	11	-	-	752,229
Sudeena Suppliers (pvt) Ltd	Ration Bill	1	0	1203	11	-	-	929,506
Sudeena Suppliers (pvt) Ltd	Ration Bill	1	0	1203	11	-	-	860,020
Sudeena Suppliers (pvt) Ltd	Ration Bill	1	0	1203	11	-	-	1,011,181

Sunil Traders	Dry Fish	1	0	1203	11	-	-	273,600
Sunil Traders	Dry Fish	1	0	1203	11	-	-	220,959
Sunil Traders	Spices	1	0	1203	11	-	-	19,620
Sunil Traders	Spices	1	0	1203	11	-	-	208,147
Sunil Traders	Dry Fish	1	0	1203	11	-	-	210,916
Sunil Traders	Spices	1	0	1203	11	-	-	1,024,535
Sunil Traders	Spices	1	0	1203	11	-	-	115,883
Sunil Traders	Dry Fish	1	0	1203	11	-	-	219,414
Sunil Traders	Spices	1	0	1203	11	-	-	348,735
Sunil Traders	Dry Fish	1	0	1203	11	-	-	262,200
Sunil Traders	Spices	1	0	1203	11	-	-	3,313,639
Sunil Traders	Spices	1	0	1203	11	-	-	485,596
Sunil Traders	Spices	1	0	1203	11	-	-	1,910,060
Sunil Traders	Dry Fish	1	0	1203	11	-	-	213,233
Sunil Traders	Dry Fish	1	0	1203	11	-	-	325,890
Sunil Traders	Dry Fish	1	0	1203	11	-	-	207,053
Sunil Traders	Dry Fish	1	0	1203	11	-	-	181,632
Sunil Traders	Dry Fish	1	0	1203	11	-	-	361,922
Sunil Traders	Dry Fish	1	0	1203	11	-	-	244,137
Sunil Traders	Spices	1	0	1203	11	-	-	418,529
Sunil Traders	Spices	1	0	1203	11	-	-	1,683,330
Sunil Traders	Spices	1	0	1203	11	-	-	72,427
Sunil Traders	Spices	1	0	1203	11	-	-	1,358,164
Supun Construction & Supplier	Coconut Bills Aug. 1-15	1	0	1203	11	-	-	441,388
Supun Construction & Supplier	Coconut Bills Aug. 16-31	1	0	1203	11	-	-	449,327
Supun Construction & Supplier	Chiken Bills Aug. 1-15	1	0	1203	11	-	-	404,732
Supun Construction & Supplier	Chiken Bills Aug. 16-30	1	0	1203	11	-	-	387,593
Supun Construction & Supplier	Eggs Bill Aug. 1-15	1	0	1203	11	-	-	65,345
Supun Construction & Supplier	Spices 2023.08.25	1	0	1203	11	-	-	476,246
Supun Construction & Supplier	Coconut Bills sept. 1-15	1	0	1203	11	-	-	396,746
Supun Construction & Supplier	Coconut Bills sept. 16-31	1	0	1203	11	-	-	390,218
Supun Construction & Supplier	Chiken Bills sept. 1-15	1	0	1203	11	-	-	330,404
Supun Construction & Supplier	Chiken Bills sept. 16-30	1	0	1203	11	-	-	331,083
Supun Construction & Supplier	Eggs Bill sept 16-30	1	0	1203	11	-	-	60,452
Supun Construction & Supplier	Eggs Bill sept 1-15	1	0	1203	11	-	-	84,043
Supun Construction & Supplier	Spices 2023.09.09	1	0	1203	11	-	-	435,417
Supun Construction & Supplier	Coconut Bill Oct . 1-15	1	0	1203	11	-	-	399,687
Supun Construction & Supplier	Coconut Bill Oct . 16-31	1	0	1203	11	-	-	426,190
Supun Construction & Supplier	Chiken Bill Oct . 16-31	1	0	1203	11	-	-	391,665
Supun Construction & Supplier	Spices 2023.10.01	1	0	1203	11	-	-	333,405
Supun Construction & Supplier	Spices 2023.10.24	1	0	1203	11	-	-	391,441
Supun Construction & Supplier	Eggs Bill Oct 1-15	1	0	1203	11	-	-	21,044
Supun Construction & Supplier	Eggs Bill Oct 16-31	1	0	1203	11	-	-	42,759
Supun Construction & Supplier	Coconut Bill Nov 1-15	1	0	1203	11	-	-	402,577
Supun Construction & Supplier	Coconut Bill Nov 16-31	1	0	1203	11	-	-	396,576
Supun Construction & Supplier	Chiken Bill Nov 1-15	1	0	1203	11	-	-	394,041
Supun Construction & Supplier	Chiken Bill Nov 16-30	1	0	1203	11	-	-	327,180

Supun Construction & Supplier	Eggs Bill Nov. 1-15	1	0	1203	11	-	-	22,988
Supun Construction & Supplier	Eggs Bill Nov. 16-30	1	0	1203	11	-	-	42,960
Supun Construction & Supplier	Coconut Bill Dec 1-15	1	0	1203	11	-	-	394,060
Supun Construction & Supplier	Coconut Bill Dec 16-31	1	0	1203	11	-	-	414,307
Supun Construction & Supplier	Chiken Bill Dec 1-15	1	0	1203	11	-	-	404,732
Supun Construction & Supplier	Chiken Bill Dec 16-30	1	0	1203	11	-	-	444,102
Supun Construction & Supplier	Spices December	1	0	1203	11	-	-	67,868
Supun Construction & Supplier	Spices December	1	0	1203	11	-	-	340,211
Supun Construction	Suply rice and chicken	1	0	1203	11	-	-	1,715,998
Supun Construction	Suply rice and chicken	1	0	1203	11	-	-	1,915,909
Supun Construction	Suply rice and chicken	1	0	1203	11	-	-	2,617,470
Supun Construction	Suply rice and chicken	1	0	1203	11	-	-	1,585,338
Supun Construction & Supplier	Suply rice and chicken	1	0	1203	11	-	-	1,685,815
Superintendent of prison-Mahara	Buying medicine	1	0	1204	11	-	-	5,576
Medicare Pharmacy	Buying medicine	1	0	1204	11	-	-	46,165
Medicare Pharmacy	Buying medicine	1	0	1204	11	-	-	49,146
R.M. Muthumanike	Settlement of newspaper bills	1	0	1205	11	-	-	8,900
R.M. Muthumanike	Settlement of newspaper bills	1	0	1205	11	-	-	9,620
R.M. Muthumanike	Settlement of newspaper bills	1	0	1205	11	-	-	9,760
Aradhana Traders	Settlement of newspaper bills	1	0	1205	11	-	-	22,240
Aradhana Traders	Settlement of newspaper bills	1	0	1205	11	-	-	19,440
Aradhana Traders	Settlement of newspaper bills	1	0	1205	11	-	-	22,440
Aradhana Traders	Settlement of newspaper bills	1	0	1205	11	-	-	21,840
Aradhana Traders	Settlement of newspaper bills	1	0	1205	11	-	-	23,350
Aradhana Traders	Settlement of newspaper bills	1	0	1205	11	-	-	22,440
Aradhana Traders	Settlement of newspaper bills	1	0	1205	11	-	-	21,430
Aradhana Traders	Settlement of newspaper bills	1	0	1205	11	-	-	23,740
Aradhana Traders	Settlement of newspaper bills	1	0	1205	11	-	-	21,840
Aradhana Traders	Settlement of newspaper bills	1	0	1205	11	-	-	23,350
Attila Enterprises	Purchase Bulb	1	0	1205	11	-	-	86,400
Adsune Advertising	Newspapers supply August	1	0	1205	11	-	-	37,450
Adsune Advertising	Newspapers supply September	1	0	1205	11	-	-	40,840
Adsune Advertising	Newspapers supply Octomber	1	0	1205	11	-	-	36,860
Adsune Advertising	Newspapers supply November	1	0	1205	11	-	-	2,000
Upali News Paper	Newspapers Suply	1	0	1205	11	-	-	37,950
Upali News Paper	Newspapers Suply	1	0	1205	11	-	-	144,250
Upali News Paper	Newspapers	1	0	1205	11	-	-	25,560
Lake House	Newspapers Suply	1	0	1205	11	-	-	97,500
Lake House	Newspapers Suply	1	0	1205	11	-	-	335,400
N.S.K.Narampanawa	Newspapers Suply	1	0	1205	11	-	-	13,450
N.S.K.Narampanawa	Newspapers Suply	1	0	1205	11	-	-	35,880
N.S.K.Narampanawa	Newspapers Suply	1	0	1205	11	-	-	38,350
AKN Constructions	Purchase Obtaining keys	1	0	1205	11	-	-	365,000
AKN Constructions	Purchase bulbs	1	0	1205	11	-	-	228,350
Kamal Hardware	Purchase bulbs	1	0	1205	11	-	-	11,220
Industry Anuradapura prison	Purchase broom & ekal	1	0	1205	11	-	-	23,500
Kanti Stores	Newspapers	1	0	1205	11	-	-	50,000

KG Nidula Sanjitha	2023 May Newspapers	1	0	1205	11	-	-	19,360
KG Nidula Sanjitha	2023 Juny Newspapers	1	0	1205	11	-	-	18,840
KG Nidula Sanjitha	2023 July Newspapers	1	0	1205	11	-	-	20,170
KG Nidula Sanjitha	2023 AugustNewspapers	1	0	1205	11	-	-	19,360
KG Nidula Sanjitha	2023 September Newspapers	1	0	1205	11	-	-	18,560
KG Nidula Sanjitha	2023 Octomber Newspapers	1	0	1205	11	-	-	20,450
KG Nidula Sanjitha	2023 November Newspapers	1	0	1205	11	-	-	18,840
KG Nidula Sanjitha	2023 December Newspapers	1	0	1205	11	-	-	20,170
Quality Traders Lanka Private Limited	Purchase Lunch sheets	1	0	1205	11	-	-	38,840
Quality Traders Lanka Private Limited	Purchase blades	1	0	1205	11	-	-	19,200
Global Paint & Hardwear	Purchase LED Bulb	1	0	1205	11	-	-	18,250
Golcity Stores - Kaduruwela	Newspapers Suply	1	0	1205	11	-	-	8,200
J.M.S Perera	Newspapers Suply	1	0	1205	11	-	-	9,120
J.M.S Perera	Newspapers Suply	1	0	1205	11	-	-	10,170
J.M.S Perera	Newspapers Suply	1	0	1205	11	-	-	9,460
Nilmini Management (Private) Company	Newspapers Suply	1	0	1205	11	-	-	10,960
New Hardware Stores	Purchase of 50 kilos of Bigene powder	1	0	1205	11	-	-	25,000
Commissioner General of Prisons	Treats expenses	1	0	1205	11	-	-	16,258
Mahajana Bock Shop	Newspapers	1	0	1205	11	-	-	12,840
Roshan Bandara	Newspapers	1	0	1205	11	-	-	4,620
Lanka Hardware	Plates to cover rice boxes	1	0	1205	11	-	-	16,750
Liberty Publish Private Limited	Newspapers Suply	1	0	1205	11	-	-	108,900
Lake House	Newspapers	1	0	1205	11	-	-	52,000
Wickramaratne Pvt	By Coconut oil 200 kg	1	0	1205	11	-	-	109,000
Vijaya News Papers	Newspapers	1	0	1205	11	-	-	28,560
Vijaya News Papers	Newspapers	1	0	1205	11	-	-	14,160
Vijaya News Papers	Newspapers Suply	1	0	1205	11	-	-	160,500
Vijaya News Papers	Newspapers Suply	1	0	1205	11	-	-	157,250
Sandra Fiona Constructions and Supplier	By Coconut oil	1	0	1205	11	-	-	20,200
Sandra Fiona Constructions and Supplier	By Coconut oil	1	0	1205	11	-	-	20,200
Sandra Fiona Constructions and Supplier	By Coconut oil	1	0	1205	11	-	-	20,200
Sandra Fiona Constructions and Supplier	By Coconut oil	1	0	1205	11	-	-	21,800
Sandra Fiona Constructions and Supplier	By Coconut oil	1	0	1205	11	-	-	21,800
Lake House	Newspapers Suply	1	0	1205	11	-	-	12,480
Surya Enterprises	Purchase of 2000 soap bars	1	0	1205	11	-	-	315,000
Fair Traders	Purchase 500 mat	1	0	1205	11	-	-	370,000
Ransilu Florist	Transportation of dead bodies	1	0	1401	11	-	-	29,550
Ransilu Florist	Transportation of dead bodies	1	0	1401	11	-	-	9,850
S.P. Alahakon	Transport hire	1	0	1401	11	-	-	2,400
Commissioner General of Prisons	Hig way Charges	1	0	1401	11	-	-	8,045
Dialog Broadband Network Pvt	Telephone bill pay	1	0	1402	11	-	-	873
Dialog Broadband Network Pvt	Telephone bill pay	1	0	1402	11	-	-	426
Dialog Broadband Network Pvt	Telephone bill pay	1	0	1402	11	-	-	430
Dialog Broadband Network Pvt	Telephone bill pay	1	0	1402	11	-	-	1,172
Dialog Broadband Network Pvt	Telephone bill pay	1	0	1402	11	-	-	32,959
Dialog Broadband Network Pvt	Telephone bill pay	1	0	1402	11	-	-	33,490
Dialog Broadband Network Pvt	Telephone bill pay	1	0	1402	11	-	-	33,955

Dialog Broadband Network Pvt	Telephone bill pay	1	0	1402	11	-	-	33,489
Dialog Broadband Network Pvt	Telephone bill pay	1	0	1402	11	-	-	8,480
Dialog Broadband Network Pvt	Telephone bill pay	1	0	1402	11	-	-	27,068
Dialog Broadband Network Pvt	Telephone bill pay	1	0	1402	11	-	-	59,661
Dialog Broadband Network Pvt	Telephone bill pay	1	0	1402	11	-	-	59,576
Dialog Broadband Network Pvt	Telephone bill pay	1	0	1402	11	-	-	59,949
Dialog Broadband Network Pvt	Telephone bill pay	1	0	1402	11	-	-	18,633
Dialog Broadband Network Pvt	Telephone bill pay	1	0	1402	11	-	-	26,519
Dialog Broadband Network Pvt	Telephone bill pay	1	0	1402	11	-	-	7,061
Dialog Broadband Network Pvt	Telephone bill pay	1	0	1402	11	-	-	2,093
Dialog Broadband Network Pvt	Telephone bill pay	1	0	1402	11	-	-	25,776
Dialog Broadband Network Pvt	Telephone bill Mathale Lokup	1	0	1402	11	-	-	821
Dialog Broadband Network Pvt	Telephone bill Hatton Lokup	1	0	1402	11	-	-	1,072
Dialog Broadband Network Pvt	Telephone bill Bogambara	1	0	1402	11	-	-	3,490
Dialog Broadband Network Pvt	Telephone bill Bogambara	1	0	1402	11	-	-	2,034
Dialog Broadband Network Pvt	Telephone bill Bogambara	1	0	1402	11	-	-	41,612
Dialog Broadband Network Pvt	Telephone bill Bogambara	1	0	1402	11	-	-	3,490
Dialog Broadband Network Pvt	Telephone bill Bogambara	1	0	1402	11	-	-	2,034
Superintendent of prison	Telephone bill Cheef Jailor	1	0	1402	11	-	-	750
Superintendent of prison	Telephone bill Cheef Jailor	1	0	1402	11	-	-	750
Superintendent of prison	Telephone bill Cheef Jailor	1	0	1402	11	-	-	750
Superintendent of prison	Postage charges	1	0	1402	11	-	-	740
Dialog Broadband Network Pvt	Telephone bill	1	0	1402	11	-	-	107,713
Dialog Broadband Network Pvt	Telephone bill	1	0	1402	11	-	-	92,540
Dialog Broadband Network Pvt	Telephone bill	1	0	1402	11	-	-	8,581
Dialog Broadband Network Pvt	Telephone bill	1	0	1402	11	-	-	55,065
Dialog Broadband Network Pvt	Telephone bill	1	0	1402	11	-	-	61,559
Dialog Broadband Network Pvt	Telephone bill	1	0	1402	11	-	-	59,589
Dialog Broadband Network Pvt	Telephone bill	1	0	1402	11	-	-	518
Dialog Broadband Network Pvt	Telephone bill	1	0	1402	11	-	-	561
Dialog Broadband Network Pvt	Telephone bill	1	0	1402	11	-	-	59,016
Dialog Broadband Network Pvt	Telephone bill	1	0	1402	11	-	-	750
Dialog Broadband Network Pvt	Telephone bill	1	0	1402	11	-	-	29,124
Dialog Broadband Network Pvt	Telephone bill	1	0	1402	11	-	-	1,837
Dialog Broadband Network Pvt	Telephone bill	1	0	1402	11	-	-	415
Dialog Broadband Network Pvt	Telephone bill	1	0	1402	11	-	-	11,490
Dialog Broadband Network Pvt	Telephone bill	1	0	1402	11	-	-	520
Dialog Broadband Network Pvt	Telephone bill	1	0	1402	11	-	-	11,449
Dialog Broadband Network Pvt	Telephone bill	1	0	1402	11	-	-	520
Dialog Broadband Network Pvt	Telephone bill	1	0	1402	11	-	-	15,686
Dialog Broadband Network Pvt	Telephone bill	1	0	1402	11	-	-	968
Dialog Broadband Network Pvt	Telephone bill	1	0	1402	11	-	-	1,597
Dialog Broadband Network Pvt	Telephone bill	1	0	1402	11	-	-	1,266
Dialog Broadband Network Pvt	Telephone bill	1	0	1402	11	-	-	8,984
Dialog Broadband Network Pvt	Telephone bill	1	0	1402	11	-	-	107,219
Dialog Broadband Network Pvt	Telephone bill	1	0	1402	11	-	-	107,839
SP - Polonnaruwa	Telephone bill Cheef Jailor	1	0	1402	11	-	-	750

Assistant Superintendent of prison-Taldena	Telephone bill Cheef Jailor 23/11 12	1	0	1402	11	-	-	1,500
Assistant Superintendent of prison Matara	Telephone bill Cheef Jailor	1	0	1402	11	-	-	750
O.H Nayanakanti	House rent	1	0	1404	11	-	-	20,000
O.H Nayanakanti	House rent	1	0	1404	11	-	-	20,000
A.Dharmapala	December 2023 Superintendent's Quarters	1	0	1404	11	-	-	30,000
Matara Municipal Council	Avail Gali service	1	0	1409	11	-	-	5,175
Matara Municipal Council	Avail Gali service	1	0	1409	11	-	-	10,350
Rati Lab Manufactury (Pvt) Company	Repair of fingerprint machine Travel char	1	0	1409	11	-	-	5,472
Ransilu Florist	Transportation of dead bodies	1	0	1409	11	-	-	9,850
Ransilu Florist	Transportation of dead bodies	1	0	1409	11	-	-	62,000
Red Alert International	Paying for the emergency signal system	1	0	1409	11	-	-	3,500
Red Alert International	Paying for the emergency signal system	1	0	1409	11	-	-	3,500
Red Alert International	Paying for the emergency signal system	1	0	1409	11	-	-	3,500
Red Alert International	Paying for the emergency signal system	1	0	1409	11	-	-	3,500
Red Alert International	Paying for the emergency signal system	1	0	1409	11	-	-	3,500
Assistant Superintendent of prison-Taldena	Renewal of Driving License- Senaviratne	1	0	1409	11	-	-	4,975
Sicily Henaro Encare	Paying for the emergency signal system	1	0	1409	11	-	-	60,099
Sicily Henaro Encare	Paying for the emergency signal system	1	0	1409	11	-	-	24,219
Total								**1,932,589,955**
Sub Total								**2,066,216,334**

Annexure-(v)

Statement of Liabilities - (ii)

Provision Transferred to the Deposit Account in terms of FR 215 (3) (b) & (c)

Name of Ministry / Department / Districr Secretariat : Department of Prisons
Expenditure Code : 232
Programme No. & Title : 01 Operational Activities

Table 3 - 8

Name of the Person/Institution (To be identified at the time of Transfering the Provision to Deposit Accounts.) *	Description of Liability	L/C No.	Particular of Vote details from which Provisions were Transfered				Deposit Account No.	Amount Transferred (Rs.)
			Project	Sub Project	Object Code	Financing Code		
1. Ministries/Government Department								
.....								XX
.....								XX
Total								
2. State Corporations/Statutary Boards								
.....								XX
.....								XX
Total								
3. Others (Private Parties)								
.....								XX
.....								XX
Total								
Grand Total								

No Provision transferred to the deposit account in terms of FR 215 (3) (b) & (c)

Chief Financial Officer/Chief Accountant/Director(Finance)/Commissioner(Finance)

Date : 22/02/2024

P. Karunarathne
Commissioner of Prisons (Finance)
Prison Headquarters
Colombo 09.

250

Table 3 - 9

Annexure-(vi)

Statement of Claims under Reimbursable Foreign Aid

Ministry / Department / District Secretariat : Department of Prisons

Programme No. & Title : 01 Operational Activities

		Rs.
(1)	Provision in Estimates - 2023 under Reimbursable Foreign Aid including Supplimentary provisions	
(2)	Total Expenditure disbursed during the year 2023, against (I) above	.....No.....
(3)	Total of Reimbursement Cliams outstanding as at 01st January 2023	.....No.....
(4)	Total of Reimbursement Claims made during the year 2023, in respect of years 2022 & prior years (if any)	.....No.....
(5)	Total of Reimbursement Claims made during the year 2023, in respect of year 2023	.....No.....
(6)	Total of Claims disallowed by the Donor, during 2023 (if any), in respect of Claims 2022 or prior years (if any)	.....No.....
(7)	Total of Claims disallowed by the Donor, during 2023 (if any), in respect of Claims 2023	.....No.....
(8)	Total of Reimbursements received during the year 2023, in respect of years 2022 or prior years	.....No.....
(9)	Total of Reimbursements received during the year 2023, in respect of years 2023	
(10)	Total of reimbursement Claims outstanding as at 31st December 2023 [(3+4+5) - (6+7)] - (8+9)	.....No.....
(11)	Total of Reimbursement Claims made after 31/12/2023 in respect of 2021 up to the finalization of theFinancial Statements	.....No.....
(12)	Total of Reimbursement received after 31/12/2023 up to the finalization of the Financial Statements	.....No.....
(13)	Total of Reimbursement Claims outstanding as at the date of presenting the Financial Statements (10 + 11 - 12)	.....No.....

.....

Chief Financial Officer /Chief Accountant/
Director (Finance)/ Commissioner (Finance)
Date : 02/02/2024

D.M.P. Karunarathne
Commissioner of Prisons (Finance)
Prison Headquarters
Colombo 09.

* should use only when relevant to the reporting entity

Annexure-(vii)

Statement of Missing Vouchers

Ministry / Department / District Secretariat : Department of Prisons
Expenditure Head No : 232
Programme No. & Title : 01 Operational Activities

Table 3 - 10

Date	Voucher No.	Name of Payee	Nature of Payment	Amount (Rs.)
		No Missing Vouchers		

* When there are no information with regard to this report, a nil report should be submitted

Chief Financial Officer /Chief Accountant/Director (Finance)/
Commissioner (Finance)
Date : 22/02/2024

D.M.P. Karunarathne
Commissioner of Prisons (Finance)
Prison Headquarters
Colombo 09.

252

Annexure-(viii)

The Status Report as at 31/12/2023 on Bank Accounts opened in terms of Treasury Operation Circular No. 3/2015 of 23/10/2015

Table 3 - 11

Expenditure Head No. : 232

Ministry / Department / District Secretariat : Department of Prisons

Serial No.	Name of Bank	Account No.	Balance as per Bank Statement as at 31/12/2023 (Rs.)	Balance as Per Cash Book as at 31/12/2023 (Rs.)	Total Value of Cheques not yet Presented to Bank as at 31/12/2023 (if exceeds 6 months)	Month of Last Bank Reconciliation Prepared
1	Bank of Ceylon- Borella	7041491	248,705,266	-		December
2	Bank of Ceylon- Borella	7041492	6,835,397	-	-	December
3	Bank of Ceylon- Borella	7041493	2,936,315	-	-	December
4	Bank of Ceylon- Borella	7041494	1,095,257	-	-	December
5	Bank of Ceylon- Ragama	7041495	3,383,715	-	6,075	December
6	Bank of Ceylon- Borella	7041509	1,340,672	-	-	December
7	Bank of Ceylon- Negombo	7041496	1,116,240	-	-	December
8	Bank of Ceylon- Kandy	7041497	2,038,513	-	-	December
9	Bank of Ceylon- Kandy	7041498	1,225,207	-	-	December
10	Bank of Ceylon- Jaffna	7041499	1,147,962	-	-	December
11	Bank of Ceylon- Anuradhapura	7041500	518,632	-	-	December
12	Bank of Ceylon- Badulla	7041501	720,261	-	-	December
13	Bank of Ceylon- Badulla	7041502	1,626,274	-	-	December
14	Bank of Ceylon- Batticaloa	7041503	255,626	-	-	December
15	Bank of Ceylon- Galle	7041504	944,198	-	-	December
16	Bank of Ceylon- Matara	7041505	335,278	-	-	December
17	Bank of Ceylon- Thissamaharamaya	7041506	223,851	-	-	December
18	Bank of Ceylon- Tangalle	7041507	589,627	-	-	December
19	Bank of Ceylon- Kuruvita	7041512	1,559,465		-	December
20	Bank of Ceylon- Negombo	7041508	728,751	-	-	December
21	Bank of Ceylon- Trincomalee	7041533	1,005,845	-	-	December
22	Bank of Ceylon- Kaluthara	7041510	2,213,859	-	-	December

253

23	Bank of Ceylon- Kegalle	7041511	132,408	-	-	December
24	Bank of Ceylon- Galle	7041513	5,193,369	-	-	December
25	Bank of Ceylon- Homagama	7041514	1,493,293	-	-	December
26	Bank of Ceylon- Wariyapola	7041519	2,216,032	-	-	December
27	Bank of Ceylon- Monaragala	7041529	2,082,003	-	-	December
28	Bank of Ceylon- Polonnaruwa	7041528	95,595	-	-	December
29	Bank of Ceylon- Ambepussa	7042761	834,434	-	-	December
30	Bank of Ceylon- Vavuniya	7041536	794,159	-	-	December
	Prison Industries Section					
1	Peoples Bank- Borella	078-1-001-0-9026583	17,897,710	-	-	December
2	Peoples Bank- Borella	078-1-001-8-9026584	4,748,033	-	-	December
3	Bank of Ceylon- Kandy	7041515	434,195	-	-	December
4	Bank of Ceylon- Kandy	7041516	14,888	-	-	December
5	Bank of Ceylon- Ragama	7041517	452,711	-	-	December
6	Bank of Ceylon- Negombo	7041518	882,575	-	-	December
7	Bank of Ceylon- Homagama	7041520	352,245	-	-	December
8	Bank of Ceylon- Wariyapola	7041521	125	-	-	December
9	Bank of Ceylon- Kuruvita	7041522	714,950	-	-	December
10	Bank of Ceylon- Badu	7041523	26,818	-	-	December
11	Bank of Ceylon- Anuradhapura	7041524	1,185,313	-	-	December
12	Bank of Ceylon- Thissamaharamaya	7041525	150,025	-	-	December
13	Bank of Ceylon- Galle	7041526	577,277	-	-	December
14	Bank of Ceylon- Badulla	7041527	1,478	-	-	December
15	Bank of Ceylon- Tangalle	7041531	1	-	-	December
16	Bank of Ceylon- Borella	7042762	258,264	-	-	December
17	Bank of Ceylon- Matara	7042764	122,320	-	-	December
18	Bank of Ceylon- Batticaloa	7042760	196,640	-	-	December
19	Bank of Ceylon- Galle	7042759	4,350	-	-	December

I hereby certify that the above information is true and correct.

.....

Chief Financial Officer /Chief Accountant/Director (Finance)/
Commissioner (Finance)

Date : 22/02/2024

...runarathne
...ssioner of Prisons (Finance)
...on Headquarters
Colombo 09.

254

3.5 Performance of the Revenue Collection

Table 3 - 12

Revenue Code	Description of the Revenue Code	Revenue Estimate		Collected Revenue	
		Original	Final	Amount (Rs.)	as a % of Final Revenue Estimate
2001.04.00	Industry and Agricultural Advance Account	70,000,000	70,000,000	93,790,247	134%

3.6 Performance of the Utilization of Allocation

Rs ,000

Table 3 - 13

Type of Allocation	Allocation		Actual Expenditure	Allocation Utilization as a % of Final Allocation
	Original	Final		
Recurrent	9,797,000,000	11,537,000,000	10,920,357,159	95%
Capital	1,034,000,000	1,034,000,000	550,429,185	53%

3.7 In terms of F.R.208, grant of allocations for expenditure to this Department/District Secretariat/Provincial Council as an agent of the other Ministries/ Departments

Rs ,000

Table 3 - 14

No.	Allocation Received from Which Ministry /Department	Purpose of the Allocation	Allocation		Actual Expenditure	Allocation Utilization as a % of Final Allocation
			Original	Original		
1	334	Allocation of Provisions for Multipurpose Development Assistants who have accepted appointment in Grade III of Office Employees' Service - 2023	924,677	924,677	924,677	100%
2	418	Expenditure on catering for officers participating in ITMIS program	665,800	665,800	665,800	100%

3.8 Performance of Non Financial Assets Reporting

Rs ,000

Table 3 - 15

Assets Code	Code Description	Balance as per Board of Survey as 31.12.2022	Balance as per the Statement of Financial Position as at 31.12.2022	Due to Account in the Future	Reporting progress as a Percentage
9151	Building and Structures	8,032,672,301.06	8,032,672,301.06	-	-
9152	Machinery and Equipment	1,672,837,248.37	1,672,837,248.37	-	-
9153	Land	948,005,750.00	948,005,750.00	-	-
9154	Intangible Assets	25,427,679.64	25,427,679.64	-	-
9155	Biological Assets	40,500.00	40,500.00	-	-
9160	Work in Progress	510,496,539.89	510,496,539.89	-	-
9180	Leased Assets	-	-	-	-

Chapter 3

Auditor General'sReport

3.9 Auditor General's Report **

** The Final Audit Report issued by the Auditor General must be scanned and included herewith this, in submiting to the Parliment.

JLO/C/A/DEP/FA/2023 **30. 05 .2024**

Accounting Officer.
Department of Prisons

Brief Auditor General's Report, in terms of Section 11(1) of the National Audit Act No.19 of 2018, on Financial Statements of the title 232 for the year ending 31.12.2023

---

01. Financial Statements

1.1 Revalued Opinion

Statement of Financial Position of the under the title 232 for the year ending 31.12.2023, Financial Performance Report for the year ending that date and Financial Statements with Cash Flow Statements for the year ending 31.12.2023 that should be read with Provisions of the National Audit Act No.19 of 2018 and Provisions of the Article 154 (1) of the Constitution of the Democratic Socialist Republic of Sri Lanka, were audited under my command. In terms of Section 11(1) of the National Audit Act No.19 of 2018, my opinions and observations on these Financial Statements to be presented to the is mentioned in this report. In terms of Section 11(2) of the National Audit Act No.19 of 2018 the Annual Detailed Management Audit Report was issued to the counting Officer on 15 May 2023. Auditor General's Report that should be presented in terms of the Article 154 (1) of the Constitution of the Democratic Socialist Republic of Sri Lanka, together with the Section 10 of the National Audit Act No.19 of 2018 will be presented to the Parliament in the future.
It is my opinion that, except the effect from facts mentioned in the 1.6 section of the report, those financial statements shows, as per commonly accepted Accounting Principles, true and reasonable condition about the financial position of the as at 31.12.2023 and the financial performance and the cash flow for the year ending at that date.

1.2 Basis for Devalued Opinion

My opinion is devalued basis on the facts mentioned in paragraph 1.6 of this report. I did the audit as per the Sri Lankan Audit Standards. My responsibility to financial statements has been described further in section under the responsibility of an auditor. It is my belief that audit evidence received by me to provide foundation for my opinion is adequate and suitable.

1.3 Responsibility of the Chief Accounting Officer and Accounting Officer to Financial Statements.

As per commonly accepted Accounting Principles and in terms of the Provisions mentioned in Section 38 of the National Audit Act No.19 of 2018, it is responsibility of the Accounting Officer to prepare financial reports to show a true and rational situation and decide necessary internal control required to be prepared financial reports in the absence of materiality statements due to frauds and mistakes.

Accounts ledgers and record of revenue, expenditure, assets Provisions and liabilities that will help to prepare financial reports annually and timely, must be kept in terms of the Section (16) 1 of National Audit Act No.19/2018.

In terms of the Sub Section (38) (1) (a/ **c**) of the National Audit Act, the Accounting Officer must confirmed that productive system of internal control is prepared and maintained for the financial control of the department and requisite changes must be made to carry out system productively after reviewing the fertility of the system occasionally.

1.4 Responsibility of Auditor on Auditing Financial Statements.

It is my intention to grant truthful confirmation on overall financial statements that are free from materiality statements without frauds and mistakes and to issue the Auditor General' Report with my opinion.

Reasonable confirmation is higher level of confirmation however, when audit is done in terms of the Audit Standards, it will not be confirmation that always not free from materiality statements. As frauds and crimes effect individually and collectively, and materiality statements can be incurred and therefore, users must consider about it when making economic decision using these financial statements. I exercised professional judgment and professional skepticism during the audit as part of the audit in accordance with Sri Lanka Auditing Standards. I further,

- When recognizing and evaluating risk of Materiality of Statements in financial statements due to frauds and mistakes, basis for my opinion is that getting adequate and suitable audit evidences for avoiding risks due to frauds and mistakes by planning suitable audit procedure better for the occasion. Affect from a fraud is greater than the affect caused by Materiality Statements and preparing fraud documents, avoiding salary increment or avoiding internal control will be a reason to a fraud.
- Expression of opinion on productivity of internal administration of the department in order to prepare audit procedures suitable to occasion is not intended.

- Evaluation the inclusion of transaction and incidents based on the contents and structure of financial statements that included reveals were suitable and reasonable.
- Inclusion that transaction and incidents based on the contents and structure of financial statements were suitable and reasonable in submitting financial statements as a whole.

Accounting officer was informed about specific audit finding from my audit, weaknesses of key internal control, and other facts.

1.5. Report on other legal requirements.

I declare below mentioned facts as per section 6(1) (අ /d) of National Audit Act No.19 2018.

a) Financial Statements are complied with previous year.

(b) Below mentioned recommendations by me on Financial Statements for the previous year, have not been implemented.

1.6. Comments on Financial Statements

Reference to paragraphs of the report relating to the previous year	Recommendation that was not implemented	Paragraph reference in this report
1.6.1 (a)	Existence of difference between the closing balance of non-financial assets of the previous year and the opening balance of non-financial assets of the year under review.	1.6.2(a)
1.6.3(a)	Non-submission of evidence to establish debtor balances	1.6.3

1.6.Comments on Financial Statements

1.6.1. Presentation of Financial Statements.

(a). Although ACA-2 (iv) form and ACA-2 (v) form included in the Financial Statements, program wise and project wise, should be noted Rs.12,569,000,000 as a domestic funds and Rs.2,000,000 as a net provision in Foreign Allocation in the Expenditure Financing Summery, an amount of Rs.12,571,000,000 had been depicted as net provision under domestic funds.

(b). Though the financing code number under expenditure subject 2509-14 in the Expenditure Statements in Form ACA-2 (ii) included in the Financial Statements should be shown as 13 but was shown as 11.

1.6.2. None Financial Assets

(a). Although the balance of non-financial assets as at 31 December 2022 is Rs.10,223,624,941, as per Form ACA-6 (SA-82) submitted with the financial statements of the year under review, the opening balance of non-financial assets was Rs.10,042,573,381and therefore a difference of Rs.181,051,560 was observed between the opening balance.

(b).Although the balance of non-financial assets as at December 31, 2022 was Rs.10,223,624,941, the opening balance of non-financial assets as per Form SA 82 of the treasury statements submitted for audit for the year under review was Rs.10,025,820,167 and therefore, a difference of Rs.197,804,774 was observed between the opening balance.

(c).Although the adjustment to the opening balance of non-financial assets as per Form ACA-6 (SA-82) in Financial Statements was Rs.1,240,533,864, according to the SA-82 form of Treasury Account Statements submitted for audit, it is Rs.620,395 and therefore a difference of Rs.1,239,913,469 was observed.

(d). Although the closing balance of non-financial assets as per Form SA-82 included in the financial statements (ACA-6) is Rs.11,189,480,019, as per Form SA-82 submitted for audit, the balance is Rs.10,211,189,928 and therefore difference of Rs.978,290,091 was observed between the closing balance.

(e) A difference of Rs.978,290,091 was observed between the closing balances of non-financial assets as per SA-82 form submitted for audit and departmental CIGAS programme.

(f) Under expenditure heads no. 9152-2-1 and 9152-2-2 in ACA-6 forms (SA-82) included in Financial Statements, the total balance of transportation and other machines and equipment shown as at December 31, 2023 was Rs. 938,924,404 and Rs.733,912,844. However, it was observed that the correct sum should be Rs.938,863,254 and Rs.733,973,994 respectively.

(g).Out of non-current assets worth Rs.6,815,234 donated to the Prisoner Welfare Fund in the year 2023, assets worth Rs.1,731,476 and non-financial assets related to 09 subjects with not known value received by Negombo and Colombo Remand Prison were not included in the Department's Financial Statements.

(h) In addition, 198 items related to 20 heads belonging to non-financial assets worth Rs. 206,197 as donations to the Prisoner Welfare Fund in the year 2023 were not included in the CIGAS System considering them as Consumption Goods

1.6.3. Lack of Evidence for Audit.

The evidence required to confirm the balance of Rs.74,238,302 out of the receivable balance of Rs.148,861,870 in the Industrial and Agricultural Advance Account of the year under review was not presented.

2. Financial Review

2.1 Expenditure Management

(a) Out of estimated allocation of Rs.858,000,000 provided for 10 capital expenditure heads, the allocation of Rs.456,087,246 was remained, and remaining in each of those expenditure heads was spread in range of 21 percent to 100 percent.

(b) Rs.25,565,658 remained after transferring Rs.54,300,000 to other expenditure heads from allocation of Rs.80,000,000 allocated for 02 capital expenditure heads under FR 66, and the savings on net allocation of those expenditure heads were in the range of 94 to 100.

(c) Though requests for additional appropriations shall be limited to functions highlighted in Budget Circular No. 09/2022 dated December 17, 2022 and mentioned in (i) to (xii) of Preamble 3.1 of the Budget Estimates, without conforming to it department had obtained an

amount of Rs. 1,740,000,000 as supplementary estimated allocations for expenditure head no. 1202, 1203 and 1403 as Rs. 120,000,000, 1,500,000,000 and 120,000,000 respectively.

2.2 Confirmation to be made by the Chief Accounting Officer / Accounting Officer

According to the provisions of Section 38 of the National Audit Act No. 19 of 2018, the Chief Accounting Officer/ Accounting Officer should have confirmed following matters, but did not act accordingly.

(a) The Chief Accounting Officer and Accounting Officer shall ensure that an effective internal control system will develop and maintain for the financial control of the Department, and do prior review on the effectiveness of the system, and carried out and necessary changes accordingly to maintain the system effectively. Those reviews should have been done in writing and a copy of the same should have been submitted to the Auditor General,. However, that statements of such reviews were made, was not submitted to the Statement Audit.

(b) Although the Chief Accounting Officer and Accounting Officer should ensure that all audit queries are answered within a specified period as required by the Auditor General, the audit queries were not answered as per paragraph 3.6 of the report.

2.3 Non-compliance with Laws, Rules and Regulations

Reference to Laws, Rules and Regulations

(b) Currency Regulations of the Democratic Socialist Republic of Sri Lanka

	Reference to laws, rules and regulations	non-compliance
(a)	Motor Vehicles Act 25(1)	As per the Act, valid revenue licenses for the year 2023 had not been obtained for 32 vehicles used in the prison department.
(b)	Financial Regulations of the Democratic Socialist Republic of Sri Lanka	

1. Financial Regulations 272(3)	06 payment vouchers worth Rs.172,241 were not submitted to audit at the Center for Research and Training Correction.of the Prisons Department.
11. Financial Regulations 571	In terms of Financial Regulations, action was not taken in relation deposits of Rs.100,834,706 over 02 years related to 04 public deposit accounts
111. Financial Regulations 770(4)	Not doing disposal activities regarding 31 existing vehicles of the Department of Prisons. , And also, though 34 other vehicles have received recommendations for disposal, disposal activities have not been completed so far.
1v. Financial Regulations 756(6)	Although Reports on Board of Survey of the previous year should be submitted to the Auditor General before June 15 next year, those reports of Batticaloa Prison and Center for Research and Training in Correction in 2022 were not submitted. Moreover, reports regarding the appropriate handling of goods mentioned in the General 47 Report of all institutions of the Department of Prisons have not been submitted so far.

2.4 Issue and Settlement of Sub Imprest for Definite Task

(a) According to Finance Regulations 371 (2)(b) a non-staff officer cannot be given an definite sub imprest, but 05 non-staff officers of the Research and Development Training Center had been given sub imprest of Rs.699,280 on 38 occasions.

(b) Although imprest amount received should be settled immediately after the completion of work, advance amount of Rs.1,536,560 which was given on 70 occasions for various works of the Prison Headquarters and the Center for Research and Training in Correction, was settled delaying 07 days to 290 days from date of settlement.

(c) Due to non-settlement as above, an amount of Rs.389,773 remained with the concerned officer for a period of 07 to 169 days in relation to the advance money of Rs.1,202,210 received in 46 occasions from the Prison Headquarters and the Center for Research and Training in Correction.

2.5 Deposits

(a) In the deposit account No. 6000-0-0-006-0-081, there was a balance of Rs.5,413,490 as at 31 December 2023, and these deposits are amount of money due to be credited to prisoners' personal bank account, and 15 percent from these balances amounting to Rs. 805,661/- was in the General Deposit Account for more than 02 years.

(c) There was a balance of Rs.4,234,468 in the Deposit Account No. 6000-0-0-1-16 as at 31st December 2023 and this deposit was a security deposit deducted from officers' monthly salary and deposited until the bank accounts of those officials are opened and in terms of FR 885 as not acted properly, 24 percent of this balance amounting to Rs.995,603 is remained in General Deposit Account for over 02 years.

3.0 Operational Review

3.1 Performance

3.1.1 Planning

In preparing the action plan, the Department of Prisons identified the actual activities related to projects implemented during the year and prepares cost estimates, and accordingly, without preparing the plans, the provisions for dummy activities had been assessed and the action plan had been prepared. At the end of the year, the action plan was revised to suit the activities carried out during the year. Due to the preparation of the action plan in this way, it was not possible to use the action plan as a management tool used to complete all the tasks (goods, services and projects) carried out by the prison desired objectives of planning in a timely manner in an economical, efficient and effective manner had also not been achieved.

3.1.2 Failure to Receive Expected Benefits

When the human and physical resources needed to provide education to the school children in the island are at a very minimum level, compared to the human and physical resources provided for the Wataraka Training College for Young Offenders, which is run as a national

school, there is not enough number of students and the most suitable system for the students is not implemented. The project had failed to achieve successful results.

3.1.3 Delay in Performing Projects

In year 2019, the Department of National Planning had submitted a project report of Rs.135 Million to urgently carry out needed improvement project of Correctional Center for Youth Offender- Pallansena , Negombo, as a remedy for the overcrowding in prisons. Though project was scheduled to start on September 28, 2020 and to finish on December 31, 2020, it had not been completed by February 6, 2024. By December 31, 2023, 11 main work sections of this project were to be completed, of which the estimated cost for 07 work sections was Rs. 10,478,341, and the amount of provision required for remaining 04 work sections has not been prepared so far. According to Paragraph 3 of the State Finance Circular No. 02/2020 dated August 28, 2020, the activities related to these projects were not included in the Action Plan while preparing the plan..From the beginning of the year 2021 to the end of the year 2023, the Navy had been allocated Rs. 106,604,005 for this project, but the Navy had spent only Rs. 60,957,235. Accordingly, the amount of underutilized provision was Rs.45,646,770. According to Finance Regulation 136 (1), the relevant service should be included in the vote covered by the appropriate authority or in the appropriations authorized, not comply with that, The Department of Prisons, without the approval of the Treasury, had paid Rs.22,293,250 as combined allowances from the beginning of the year 2021 to the end of the year 2023 to the staff of the Department of Civil Defense who performed the tasks of the project to develop the Pallansena Youth Offender Correctional Center. Without complying with Section 1.3 of the Chapter XIV of the Establishment Code of the Democratic Socialist Republic of Sri Lanka, for the period from November 2020 to December 2021, under this project, an amount of Rs. 4,677,625 was paid to the Prison canteen for the food they had according to the decision of the Minor Administrative Procurement Board by giving combined allowances.

(b). An expenditure of Rs.20,667,766 was incurred for the construction of a wall below to stabilize the unstable ground due to the landslide that occurred in the Kegalle Prison grounds on 19 October 2019 and for the repair of the wall at the landslide site. Due to non-proper implementation of the relevant project, there is a danger situation where the collapsed part of the wall and the rest of the buildings may slide or collapse, and the lives of the inmates and officers are also at risk.The audit observed that the construction of the protective wall was essential for the security of the prison, although a protective sheet cover had been constructed

to cover the broken part of the wall and a safety wire fence constructed to ensure further security.

3.2. Procurement

(a) As shown in paragraph 3.4.1 of the Government Procurement Guidelines and 2.14.1 of the Procurement Manual, the Regional Procurement Committees shall call for not less than 05 sealed tenders following the Market Comparison Method while purchasing goods. But without complying with that, in the first 08 months of 2023 in Kalutara Prison, quotations were made from only 03 institutions and purchases worth Rs.1,184,320 were made in 12 cases and in Negombo Prison in the first 06 months of 2023, quotations were made from only 03 institutions in 03 occassions and Rs. 315,375 purchases had been made. For these purchases, relevant quotations should have been made only from registered suppliers or suppliers listed on the Telecom Rainbow pages, but this was not done.

(b) The members of the procurement committee shall be collectively and individually responsible for the receipt of funds for the procurement action considered in accordance with paragraph 2.5.1.(a) of the Government Procurement Guidelines. However, procurement was done for the fixation of guardhouse rain covers worth Rs.856,195 in Negombo Prison and the procurement decision was taken on 24 October 2022, but the contract was not awarded due to non-availability of funds.

3.3. Asset Management

(a) Ownership of land amounting to 363.6394 acres was held by the Department of Prisons but was not accounted for as value of lands was not assessed.

(b) The ownership of 390.9771 acres of land used by the Department of Prisons as prisons, prison cells, open-prison camps, rehabilitation centers and farms had not been conferred the title.

(c) 64 security cameras, 02 sewage system treatment plants, 02 fingerprint machines, used computer to enter data belonging to the information management system and 64 security cameras in Angunacolapalassa prison remained inactive assets.

(d) During physical inspection on sample basis, 47 common service houses and assets in bakery section in Agunakolapalassa Prison, 49 machines such as block brick machines,

sewing machines, looms etc. in Correctional Center for Youth Offender- Dalupata, 11 different machines such as photocopiers and sewing machines in Negombo Prison, a block brick machine, 20 iron beds, and a water bowser in Wataraka Prison, remained as underutilized assets.

(e). In the year 2013, as the Ministry of Rehabilitation and Prisons has not transferred any documents relevant to a cab belonging the Dalupota Youth Offenders Correctional Center of the Prisons Department , repairing work that could have been done, could not be done in 2013. Therefor, the cab has been used for running since the year 2013.

(f) In reporting the progress under the Engineering (Mechanical) Section at the Audit Management Committee meeting held at the Department of Prisons on 07 September 2023, it has been reported.that the car parked at the Mahara Chief Jailor's quarters since 2017 is being repaired by 28 February 2023 . However, during physical inspection by the Audit, vehicle was not at the Mahara Prison, It was reported that the officials of the concerned technical college who came to Mahara prison to take it to a technical college located in Ratmalana area on the orders of the prison headquarters, loaded it in another vehicle and took it away. However, the Department of Prisons did not have any evidence that this vehicle was handed over to the technical college located in Ratmalana.

(g) Van owned by Vavunia Prison from March 24, 2021, and the cab owned by the Prison Headquarters from May 14, 2022, were given to external institutions for repairing and they kept those vehicles in theri institutions for over 03 years.

(h). During the audit conducted on a sample basis, 13 buses and an ambulance's milometer in Colombo Remand, Angunakolapalassa, Negombo Prisons and Dalupotha Correctional Center for Youth Offenders have been inactive for a period between from 03 months to 4 years. During this period, 95,392 liters of fuel had been used to drive 395,688 km.

3.4. Losses and Damages

(a).It was observed that 78 losses and incidents to be further recovered or written off or waived under Annexure (01) of the Financial Satements of the year under reviews was Rs.49,955,804. Losses amounting to Rs.36,220,218 related to 33 incidents including 28 vehicle accidents which have been going on for more than 10 years, and losses of Rs. 15,651,990, related to 80 incidents including 79 vehicle accidents that occurred between 05

to 10 years , and losses of Rs.49,955,804 related 80 incidents including 79 vehicle accidents occurring less than 05 years ago including 30 vehicle accidents in the year 2023 was observed . Though out of these damages, a loss of Rs.2,937,032 related to accidents involving 06 vehicles was recommended to be written off from the books, the approval of the Secretary of the Ministry of Justice, Prison Affairs and Constitutional Reform has not yet been received.

(b). Among the losses and cases to be further recovered or written off or waived under Annexure (01) of the Financial Statements of the year 2023, the loss of 05 losses incurred from 2017 to the end of the year 2021 had not been assessed up to the audit date of 28. February, 2024.

(c). In terms of FR 104(03), if delay of more than 07 days is expected in submission of full report initial report in respect of losses and losses shall be sent forthwith. However, the Department of Prisons had not submitted initial reports in terms of Finance Regulation 104(03) regarding 122 damages that have occurred during the period from 1998 to 2023.

(d). According to Financial Regulation 104(4), though a full report must be submitted within 03 months from the date of the damages, in addition to the 122 damages that have not been submitted in the initial reports as indicated by the above observation, in the period from the year 1998 to the year 2023 of the Department of Prisons., a full report was not submitted in terms of Money Regulation 104(4) in respect of 34 damages.

(e). On 22 November 2021, a vehicle was involved in an accident, and on 05 January 2022, Toyota Lanka Pvt Ltd had submitted an estimate of Rs.4,974,724 for this repair and after that on 19 October 2022, a new estimate of Rs.8,656,243. According to the written notification made by the Sri Lanka Insurance Corporation on 18th March 2022, the repair should be done before 18th June 2022 and if not so in writing to Insurance Co. reason for inability to produce the vehicle for inspection. As prison failed to inform them in writing of the reasons for this. Sri Lanka Insurance Corporation had informed the Prisons Department on November 03, 2022 that it could not be done. In terms of Finance Regulation 156(1) the officer is personally liable for any loss caused to the Government by reason of delay, negligence or fault of any officer, and in terms of Finance Regulation 104(4) a full report must be submitted within three months from the date of occurrence of the accident, That report had not been submitted for audit till the time of audit.

(f). Agunakolapalassa, Negombo, Kalutara Prisons and Dalupota Correctional Center for Youth Offender had paid surcharges of Rs.1,392,311 as fines (surcharges) for not-paying of electricity bills in the year 2023 within prescribed period, And also Agunacolapalassa Prison had paid Rs.188,306 as water bill fine (surcharge) in 2023 for non-payment of bill within the stipulated period.

3.5. Uneconomic Transactions

(a) In the inspection basis on sample, within 31 days in December 2023, the prisoners from Welikada Prison were employed at officers' housing premises on 233 occasions, and 234 man-days of the prison guards were also spent on that task. During this period, 09 reserve vehicles of the Prison Hadquarters had driven 372 kilometers on 62 occasions to transport prisoners employed in the premises of the officers' houses located outside the prison premises. Though Budget Circular No. 01/2023 dated January 27, 2023 emphasized that it is essential to strictly control overtime expenses of the department, the Department of Prisons spent Rs.982 million rupees in overtime and holiday allowances in 2023. It was Rs.106 million increase in comparison to 2022.

(b) As stated in paragraph 2 (c) (III) of Budget Circular No. 1/2023 issued on January 27, 2023, when payments are made under the vote 1003, it is stated that payments should be made only for expenditure of true service requirement, however, payments have been made to night visit of Jailers as well. However, since prisoners are not detained at night in the Center for Research and Training in Correction, it is no necessary to conduct Jailers night visit in the premises, but in the year 2023, an amount of Rs. 125,200 was paid for Jailers' night visits at Center for Research and Training in Correction on 12 occasions.

3.6. Failure to Respond to Audit Quiries

As of May 21, 2024, 11 audit queries issued to the department had not been answered.

3.7 Management Weaknesses

(a) Inmates who are unable to pay bail should be imprisoned, and released from prison as soon as the order of release is made. However, in the month of January 2023, 121 cases were observed at Negombo Prison that were not released after paying bail on the same day.

(b) Prisoners who are unable to pay fines shall be imprisoned, and those prisoners shall be released from imprisonment as soon as the order of release is made on payment of fines. However, in the period from 01 January 2023 to 30 June 2023 at Negombo Prison, 292 cases were observed that were not released from prison on the same day as the order of release.

(c) During the physical inspection at Negombo and Agunakolapalassa Prisons, it was observed that Mobile Jammer Systems established in prisons to block calls made by inmates to outside parties, did not function properly.

(d) In terms of paragraph 5.2.1 of Chapter XIX of the Establishment Code, 12 1/2 percent from the salary of a married officer who is not entitled to get scheduled housing (obtained public service housing) should be collected as housing rent, but not comply with that, in 2023, 76 married officers not entitled get scheduled housing in 05 prisons should have been charged Rs.2,334,509 as house rent, but only 10 percent from the salary (Rs.1,864,952) was collected for house rent . Accordingly, Rs. 469,557 was less recovered.

(e) In accordance with FR 210, in every cases where discounts can be obtained , payments should be made in advance to be able to obtain those discounts, however, in relation to the 15 accounts of Agunakolapalassa, Kalutara, Negombo, Watareka and Dalupata Correctional Center for Youth Offenders, it was not possible to get discounts of Rs.488,461 due to non-payment of water bill in discount period in 2023.

(f).Of the balance of Rs.148,826,252 due from sales made by the prison to the public sector, the balance of Rs.2,377,921 more than 20 years old and the balance of Rs.23,643,153 between 5-20 years and receivables from sales made by prison to private sector due Rs. 35,618 balance which is more than 20 years old Rs. 19,034 and the receivable balances of Rs.16,584 between 10-20 years are long-standing receivable balances which were not collected promptly in accordance with FR 502(b).

(g). In terms of recognized International Standards and Provisions of Prison Ordinance and Internal Circulars, though there should be adequate space suitable for inmates' psychological and physical fitness needs, access amount of 2601 inmates have been kept in custody in 62 wards in 05 prisons and at Angunakolapelessa Prison , 127 inmates have been kept in custody in 12 wards where lesser number of inmates.

(h). Since Analyst's Report were not received for drug samples sent to Government Analysts Department, as per physical examination basis on sample by Audit in 2023, 1421 remand prisonsers were reported at Angnakolapelessa, Kaluthara and Negombo Prisons.

(i) In the audit query conducted on sample basis, as of 01 October 2023, there were 45 inmates in custody at Angunacolapalassa Prison for more than 06 months expecting todirect to rehabilitation centers.

(j). In physical Examination done on sample basis, there were 2316 recidivists during January to November 2023 at Angunacolapalassa, Watareka , Negombo, Welikada, Mahara and Bogambara Prisons. Further, there were not accurate methodology to identify recidivists in prisons and it was revealed in Audit that recidivists are identified in prisons basis on oral information given by inmates.

(k). In terms of Provisions of Para. 223 amended in 1956 to Para.54 in Prison Ordinance, though each prisoner must wear prison clothes that were approved by the Governmentas per Provisions shown in the Sub Shedule-11, there were over 500 inmatets as at 13 November 2023, and 75 inmates out of them have not got prison clothes but they wear provided by themselves. In addition, it was observed that clothes worn by other inmates were not also in good condition.

(l). Imprisonment due to drug related crimes stays as one of the main reasons for unusual congestion in prisons.Since most of Prison Inmates are drug addicts, they some how struggle to get amount of drug they want. Therefore, Prison officers have to pay more attention to prevent such situation, This situation has become obstacle inn reaching the main goals in prisonsas well as internal security and operation of the prison. In physical examination conducted at Negombo and Kalutara Prisons as at 27 August 2023, total no. of inmates at Negombo Prisons was 2225 and over 65% that crowd, are drug addicts 1274 amounting 1275 inmates. Total no. of inmates imprisoned at Kalutara Prison as at 19 September 2023 was 1275 inmates and among them 885 were inmates who are done drug related crimes.

(m). By the 30th Sep.2023 at Angunakolapelessa Prisons , there were 15 appeals over 03 months that were applied by prisoner but not settled 106 out of them were over 02 years old.

(n). Though Hon. Court has granted bail to prisoners by 15th August 2023, it was observed that 229 prisoners who were imprisoned for being unable to pay bail for a long time at Negombo Prison.

(o). As per Reconciliation Statement for Government Officers Advance "B" Account submitted to Audit, total value of (due) single balances was Rs.209,493,057 due loan balance s of department officers was 11,256,020 and total due loan balances over a year included in this loan balances was Rs.7,166,507.

(p). There was a debt balance of Rs.401,153 for more than 03 years under the other outstanding debt balance presented under Annexure 3.8.1 submitted with the Reconciliation Statement related to the Advance "B" Account of the Government Officials of the Prisons Department, and it was difficult to identify from which officers these debt balances should be collected.

3. Human Resources Management

(a). As at December 31, 2023, the approved cadre at the department was 7,872, and the actual number of officers was 6,173, with 18 redundant officers related to 02 position and 1,707 vacant officers related to 79 posts.

(b). As at 31 December 2023 , there were 22 surplus graded Medical Officers at 14 prison hospitals and 09 vacant graded Medical Officers at 05 prison hospitals, 05 surplus Registered Medical Officers at 04 prison hospitals and 05 vacant Registered Medical Officers at 03 prison hospitals in the Department of Prisons. In relation to implementation of orders given by the Committee on Government Accounts held on 09 June 2023, although the Commissioner General of Prisons has informed that information contained in the gate registers on arrival and departure of Medical Officers at/ from prison hospitals will be forwarded to the Director General of Health. Only some details about Medical Officers attached to few prison hospital were directed to the ministry and those reports also have not been prepared systematically.

(c). When promoting to the post of Chief Jailer on seniority and merit basis, marks were given for holding offices at the Prison Jailers' Association, however due to not-holding of General Meetings during last four years, other officers have been held back from getting these positions. Though those officers have hold position at Prison Jailers' Association, adequate performance were not fulfilled and therefore other officers who appeared for the interview had been treated unfairly by giving marks in the interview just because they held office.

(d).In terms of the Work Procedure Rule No. 203 of the Public Service Commission, a government official should be taken into consideration in formulating annual transfer policies and procedures to prevent unfair practices that may occur due to long continuous service in the same post or long continuous performance of the same duty.But in the audit conducted on a sample basis, as of March 31, 2024, 377 officers from 10 prison institutions had worked continuously in the prison for a period between 06 and 25 years from the date of their assignment to the prison and it was further observed during the audit that out of which 29 officers had previously attached to those prisons.

RS Katugampala
Senior Assistant Auditor General
For Auditor General

Chapter 4

Performance Indicators

4.1 Performance indicators of the Institute (Based on the Action Plan)

Table 4 - 1

No.	Specific Indicators	Actual Output as a Percentage (%) of the Expected Output		
		100% - 90%	**75% - 89%**	**50% - 74%**
1	Physical progress of constructing Palleke Prison Complex.		87.1	
2	Utilization of allocation that was allotted for repairing prison institutes.	99.52		
3	Utilization of allocation that was allotted to repair prison vehicles.		78.20	
4	Utilization of allocation that was allotted to train inmates and carrying out programs.	99.1		
5	Physical progress of carrying out networking Prisons.		89.0	
6	Improvement of Inmates' Sanitary Facilities			50.0
7	Construction of buildings at the Correctional Center for Young Offenders - Pallansena	90.0		

Performance achieving Sustainable Development Goals (SDG)

Chapter 5

5.1 Mention identified Sustainable Development Goals

Table 5 - 1

Goal/ Aim	Target	Winning Indicators	Progress of achieving victories so far		
			0%-49%	50%-74%	75%- 100%
16. Promote peaceful and inclusive societies for sustainable development, provide access to justice for all and build effective, accountable, and inclusive institutions at all levels.	16.2.Promote the rule of law at the national and international levels and ensure equal access to justice for all.	16.3.2 Unsentenced detainees as a proportion of overall prison population.		**68.7**	
	16. Establish effective, accountable and transparency institutions at all levels 6	16.6.1 Contribution made for state sector expenditure against the budgetary provisions.			**92.72**

5.2 Briefly describe victories and challenges of achieving sustainable development goals

5.2.1 5.2.1 Targeted 16.2 sustainable development goals

The main victory indicator that Prisons Department should achieved under the sustainable development goals is identified as the number of unpunished inmates among the total prison inmates and it is shown in table 16.3.2. The below table shows the spread of said indicator during the last 08 years

Increasing the gap between convicted and remand prisoners shows that society has a certain blockage to trust the criminal Justice system. Therefore, essential steps to reduce the said gap have already started after proper study and with the participation of all responsible parties.

Charts 5-1

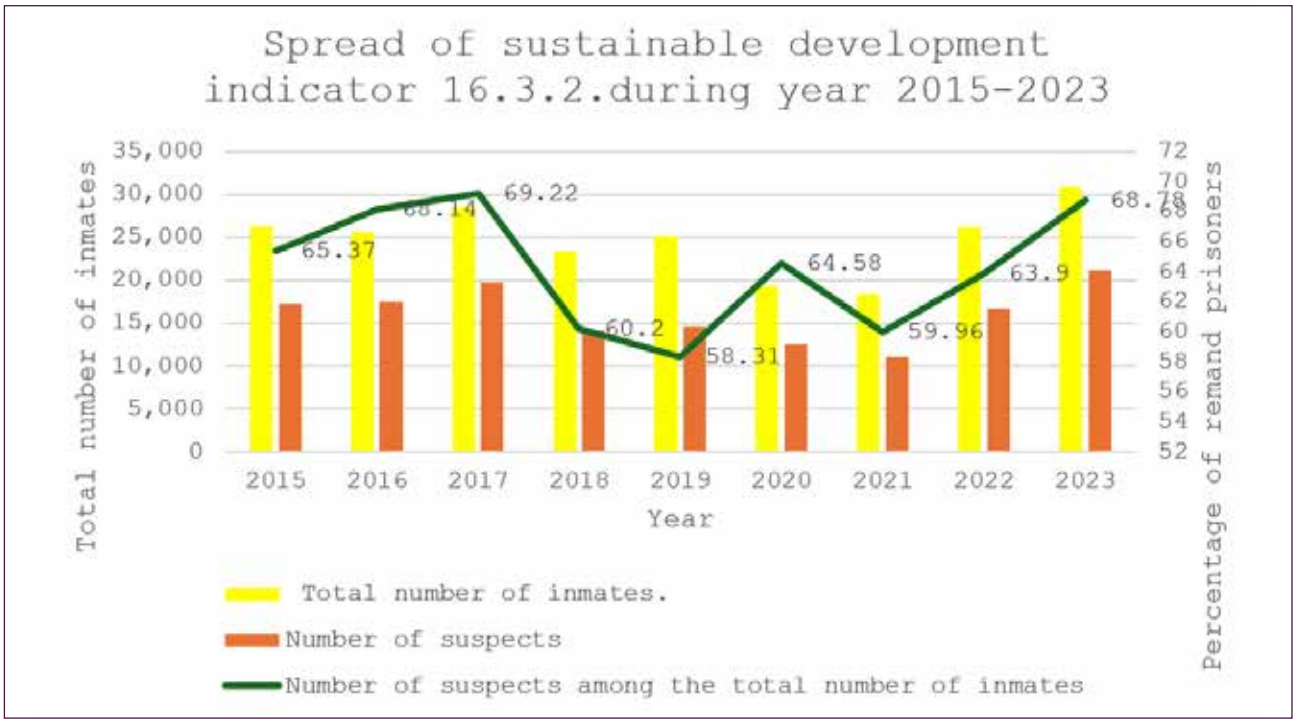

Data source - Statictics of morning unlock at the 31 December of relevent year.

This table is made using the statictics of morning unlock on 31 December of relevent year and as per the sustainable development council, above indicator calculate under the global definition which is based on number of inmates present on the 31 December of every year.

Non-convicted prisoners mean those who are not convicted for criminal offences from the law. As per the prison statistics 2023, admissions of both convicted and remand prisoners were reported as 185,056 in the year 2023. Among them, there are 46,939 convicted prisoners and 138,117 remand prisoners during that period. 74.6% of remand prisoners in the total annual admission of prisoners. Annual Convicted: Remand ratio was 1:5 in year 2020, 1:4 in year 2021 and 1:4 in year 2022 is declined in year 2023 as 1:3 ratio.

Further, control of remand population is a way beyond the departmental administration as follows.

1. Increase in unsolved court cases and con stant postponing of cases.
2. In some cases, delays took place at the point of issuing the Government analyst's report.
3. Inability to pay bail bonds.
4. Not applying the Bail Act properly.

Furthermore, a main challenge faced by the Department of Prison is the increasing number of remand prisoners day by day. As per the prison statistical report 2023 there are only 10,395 prisoners who can be detained as a total detention. Therefore, 265.14% of overcrowding is shown in the whole prison system due to the existing remand population related to the daily median of prison inmates.

currently the actions executed by the Department of Prisons are as follows.

• Submitted information of suspects to the Attorney General Department who are detaining in remand prisons for long period to stop the delays in court hearings.

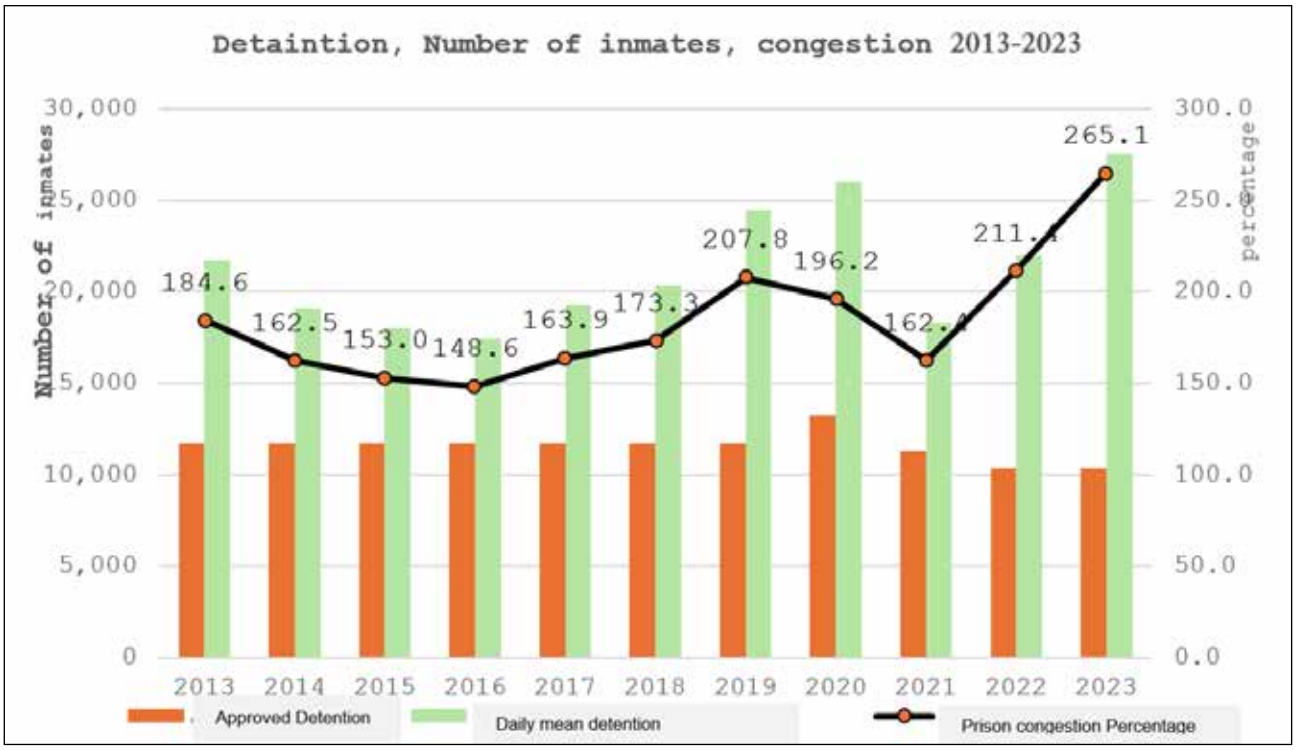

Charts 5-2 Data source – Prison statistics report 2023

Moreover, most remand prisons are old and established closer to urban courts. Hence, there is not enough space to expansion the premises as well. Therefore, provision of accommodation facilities with minimum standard and necessary sanitary facilities according to inmate population is a huge challenge faced by the Department of Prisons. Also, it has become an immense challenge to manage the daily prison activities due to the emergence of Covid-19 pandemic and implement the health safety regulations to prevent inmates from the pandemic.

This problem has been discussed broadly with all parties and executed the identified proposals in short term, intermediate term, and long-term basis

• Requesting government analysis to speed up the process to get the delayed analysis reports by sending their case numbers and other documents of remand detainees who have been remanded for a long time due to delayed reports.

• Requested court dates for cases which are not received hearing dates/ submitted the relevant report to the courts for further actions.

• Submitted the reports of inmates who were unable to pay bail bonds to the Ministry of Justice and Judicial Service Commission.

• Project proposal of implimenting house arrest and territorial restrictions for suspects as

a alternative to the remand detaintion which is use in most countries in the region is submitted to the Ministry of Justice.

• Submitted the alternation bail condition proposals of to the honorable Magistrate regarding the remand inmates without imposed bail conditions.

• Informed the Inspector General of Police to take necessary actions on charges with bail and without remanding and charges with rehabilitation. (e.g., Offences related to the traffic, keeping small quantity of drugs for usage)

• Information of the long-term remand prisoners those who were remanded under the Terrorism Prevention Act were submitted to the President appointed committee to amend the Terrorism Prevention Act to speed up their court hearings, impose charges for those who does not imposed charges or release them under the bail.

• Submitted reports of the inmates who were remanded under the section 54 of the poisons, opium and dangerous drugs ordinance to the Ministry of Justice and Police Department and to check the potentiality of amendments their charge sheets under the section 78 and the execution of judicial proceeding accordingly.

• Prepared initial proceedings to build a rehabilitation center in Weerawila and obtained relevant legal allocations. The aim is to rehabilitate and provide required medical treatments for drug abused victims without remanding them. This center is opened with 350 inmates in 2021.Additionally measures had been taken to rehabilitate drug abused inmates in 07 prisons camps under the Ama Divi Ridma program and it will be expected to reduce drug abused inmate population in remand prisons, provide effective rehabilitation and minimizing remand population.

• Presidential Task Force to prevent the use of toxic and dangerous drugs is established with the main involvement of hon. Minister of Justice, Prison Affairs and Constitutional Reforms and the hon. Minister of Public Security with the participation of Commander of the Sri Lanka Navy. Further, Ministry of Justice, Prison Affairs and Constitutional Reforms, Ministry of Health, Ministry of Defense, Ministry of Education, Attorney General Department and Sri Lanka Police are the main integrating agencies that actively involved in drug prevention under this Task Force. Special consideration will be given in future to carrying out suitable measures for imprisoning drug addicts and congestion problems arise with it.

The reason for the inability to achieve the expected progress depends on several factors that go beyond to the departmental administration. However, to achieve the victory indicators in accordance with the 16 goals, prison department worked together with the Sustainable Development Council of the Ministry of Justice and prepared drafts, and Prison department has submitted it's all information, activities, and reports to achieve the goals mentioned in 16.3.2 accordingly. Moreover, steps were taken to prepare an action plan accordingly and plan to implement it through the Ministry of Justice, Prison Affairs and Constitutional Reforms and its affiliated institutions in future.

• As per the said action plan following steps were executed by the Ministry of Justice, Prison Affairs and Constitutional Reforms and its affiliated institutes in year 2023.

I. Construction of new prison complexes in rural environments in accordance with the minimal

international standards for the existing old prisons in urban areas. Under this, planning and design work has been carried out to relocate the Colombo prison complex at Horana Millaniya.

II. Steps were carried out to convert the prison service as the correctional service and steps were taken to build the effectiveness of that service and create the correctional policy.

III. E-Prison concept is introduced. Under this Virtual courts were executed in some prison institutes at southern province, Sri Lanka.

IV. Identified the importance of immediate submission of Government Analyst reports and took necessary actions to obtain said reports on a prompt basis.

V. Established the **"Amadiri Ridma Rehabilitation centers"** for drug addicted inmates at their rehabilitation centers and executed the Amadiri Ridma programs accordingly.

VI. Alternative punishments were introduced to control the inmate population without incarcerating the inmates, whose charges are not highly necessary to imprisoned. Under this, Cabinet approval has received to send the report of introducing "House Arrest method" in Sri Lanka to Legal Draftsman for drafting the legislation to execute said punishment. The report was prepared by the committee appointed by the Hon. Minister of Justice, Prison Affairs and Constitutional Reforms.

VII. Measures were taken place to conduct the Rehabilitation and Skill development programs to remand inmates too.

VIII. Infrastructure facilities were developed to execute the prisoner's information management system.

IX. Legal Aid programs were carried out through the prison institutes.

X. Commenced the committee studies on non-custodial sanctions (Tokyo Rules) under the UN standard regulations.

XI. Measures were taken place to amend the prison rules and penal policies.

5.2.2 Targeted 16.6 victories and challenges of achieving goals.

For the year 2023 Rs. 12,330.43 million allocations were allocated to the Prison Department by the Interim Budget. (Rs.11,296.43 million recurrent expenditure and Rs. 1,034.00 million capital expenditure) and Rs. 11,433.88 million of total expenditure was spent in the year. (Rs. 10,902.17 million recurrent expenditure and Rs. 531.70 million capital expenditure). Accordingly, the Prison department and its institutes utilized 92.72% of the approved limit of allocations.


End poverty in all its forms everywhere
1
Zero Hunger
2
Good health and well-being
3
Quality Education
4
Gender Equality
5
Clean water and sanitation
6
Affordable and clean energy
7
Decent work and economic growth
8
Industry, innovation and infrastructure
9
Reduced inequalities
10
Sustainable cities and communities
11
Responsible consumption and production
12
Climate Action
13
Life Below Water
14
Life on land
15
Peace, justice and strong institutions
16
Partnerships for the goals
17

Human Resource Profile

Chapter 6

6.1 Staff Management

Table 6 - 1

	Approved Cadre	Existing Cadre	Vacancies / (Surplus)**	Excess Staff
Senior	142	98	59	15
Tertiary	148	88	60	00
Secondary	7163	5660	1506	03
Primary	419	339	80	00

6.2

The staff required for the prison department has been primarily approved by the Management Services Department by it's letter dated 24.04. 2013.Therefore, 7872 staff members have been approved for the prison department based on the prognosticate staff data at that period. Within this, they have approved to appoint more MedicalOfficers and PHI Officers to the department .However, there are more than 1500 vacant positions available in the department currently and measures have been carried out to fulfill the some of prevailing vacancies.

Moreover, the honerable Courts use to order large number of suspects/prisoners to detain in prisons as per their charges. Hence, inmates have to be kept beyond the capasity of the prisons.For this immence number of inmates population, limited number of prison staff members have to engage in unbarerable worklord continuosly.Mostly, same officer has to work for a long period without getting any rest and there are no officers to employing in the essential duties as well.With this situation, prison officers are highly unsasisfactory about their service and it will automatically leads to substandard performance of the department.Hence, it is highly necessary to appoint more officers to the relevent positions to maintain massive security forenlarged prison density, extensivesanitory conditions for inmates as per the situation arrised with the global pandemic and uplift the staff performances to elevate the department's performance.

6.3 Human Resource Development

Table 6 - 2

Program	No. of officers trained	Program time duration	Total investment (Rupees)		Nature of the Program Local / Foreign	Output/ Knowledge received
			Local	Foreign		
Numerical Data processing workshop	60	01 day	34,463.00		Local	Cover up subject matters.
Degree in Criminal Science & Criminal Justice -K.D.U	02	03 years	412,500.00		Local	Produce officers who equippied with more knowledge.
Bachelor of Arts degree in Human Rights- University of Colombo	01	01 year	168,500.00		Local	Successefully completed the studies.
Diploma in Procurement Management and Administration	02	01 year	200,000.00		Local	Successefully completed the studies.
Training program in CCTV camera systems	40	01 day	34,700.00		Local	Cover up subject matters
Firearms traning for Prison Gurds	100	03 days	605,860.00		Local	provide knowledge in Firearm usage and maintanance.
Computer traning program	60	01 day	38,600.00		Local	Cover up subject matters
Drill instructor training program	10	15 days	286,374.69		Local	Cover up subject matters
Firearms traning for Jailers	60	03 days	379,580.00		Local	provide knowledge in Firearm usage and maintanance.
Training program for class 1 jailers	26	14 days	89,245.00		Local	Cover up subject matters
Certificate course in Drug Counseling	03	03 months	60,000.00		Local	Successefully completed the studies.
Traning program in Tamil language.	300	03 months	352,110.00		Local	Produce officers who equippied with more knowledge
Traning program in Disciplinary procedures- Skill Development Fund	01	01 day	9,500.00		Local	Cover up subject matters
Training program for Store Officers.	77	02 days	155,601.00		Local	Cover up subject matters
Traning program on preparation of pansion documents	70	01 day	48,334.00		Local	Cover up subject matters
Traning program for vocational instructors	90	04 days	151,200.00		Local	Cover up subject matters

Program	No. of officers trained	Program time duration	Total investment (Rupees)		Nature of the Program Local / Foreign	Output/ Knowledge received
			Local	Foreign		
Scout training program	14	05 days	84,000.00		Local	Successefully completed the studies.
Traning program on payroll preparation -GPS	30	03 days	540,000.00		Local	Cover up subject matters
14 th Asian criminal science semina -K.D.U	05	02 weeks	75,000.00		Local	Successefully completed the studies.
Bachelor of Arts degree in Social Studies- University of Kelaniya	01	01 year	75,000.00		Local	Studies are continuing currently.
Training program on document file preparation.	01	01day	10,000.00		Local	Successefully completed the studies.
Traning program for development officers	70	04 days	392,680.00		Local	Cover up subject matters
Procument traning program- Skills development funds,	02	03 months	80,000.00		Local	Successefully completed the studies.
Training program for drivers	45	02 days	94,090.00		Local	Cover up subject matters
Degree in Social Works- Society Development Institute	01	01 year	100,000.00		Local	Studies are continuing currently.
Certificate course in 11 Effiency	01	01day	17,500.00		Local	Successefully completed the studies.
Training program on ITMIS	100	04 days	-		Local	Cover up subject matters

Traning programs heald by UNODC- 2023

Table 6 - 3

Program	No. of officers trained	Program time duration	Total investment (Rupees)		Nature of the Program Local / Foreign	Output/ Knowledge received
			Local	Foreign		
Dynamic Insurance Traning Program- Batch- 1	30	05 days	UNODC Institue has paid the total expenditure.		Local	Successefully completed the studies.
2 Dynamic Insurance Traning Program- Batch- 2	29	05 days	UNODC Institue has paid the total expenditure.		Local	Successefully completed the studies.
Dynamic Insurance Traning Program- Batch- 3	23	05 days	UNODC Institue has paid the total expenditure.		Local	Successefully completed the studies.
4 Dynamic Insurance Traning Program- Batch-4	28	05 days	UNODC Institue has paid the total expenditure.		Local	Successefully completed the studies.
4 Dynamic Insurance Traning Program- Batch-5	26	05 days	UNODC Institue has paid the total expenditure.		Local	Successefully completed the studies.
training program on Mobile Courts Conducting	27	02 days	UNODC Institue has paid the total expenditure.		Local	Successefully completed the studies.
Case Manegement Traning Program - 1	23	04 days	UNODC Institue has paid the total expenditure.		Local	Successefully completed the studies.
Case Manegement Traning Program- 2	27	04 days	UNODC Institue has paid the total expenditure.		Local	Successefully completed the studies.
Information Technology Traning Program-Batch-1	25	02 days	UNODC Institue has paid the total expenditure.		Local	Successefully completed the studies.
Information Technology Traning Program-Batch-2	25	02 days	UNODC Institue has paid the total expenditure.		Local	Successefully completed the studies.

6.4 Benefits of the training program for the performance of the Institute.

Providing training programs to the officers on their relevant duty fields will help to acquire sound knowledge, skills, and attitudes on their subjects and improve their work efficiency. Hence, it may pay great contribution to improve the performance of the department.

Compliance Report

Chapter 7

Table 7 - 1

No.	Applicable Requirement	Compliance Status (Complied/ Not Complied)	Brief explanation If Non-Compliance	Corrective actions proposed to avoid non-compliance in future
1	**The following financial statements/accounts have been submitted on due date**			
1.1	Annual financial statements	Complied		
1.2	Advance accounts of public officers	Complied		
1.3	Trading and Manufacturing Advance Accounts (Commercial Advance Accounts)	Complied		
1.4	Stores Advance Accounts	Not Complied	No Accounts in this regard	
1.5	Special Advance Accounts	Not Complied		
1.6	Others	Not Complied		
2	**Maintenance of books and registers (F.R. 445)**			
2.1	Fixed assets register has been maintained and updated in terms of Public Administration Circular 267/2018	Complied		
2.2	Personal emoluments register/ Personal emoluments cards have been maintained and updated	Complied		
2.3	The register of Audit queries has been maintained and updated.	Complied		
2.4	Register of Internal Audit reports has been maintained and updated.	Complied		
2.5	All the monthly account summaries (CIGAS) are prepared and submitted to the Treasury on due date.	Complied		
2.6	Register for cheques and money orders has been maintained and updated	Complied		
2.7	Inventory register has been maintained and updated	Complied		
2.8	Stocks Register has been maintained and updated	Complied		
2.9	Register of Losses has been maintained and updated	Complied		
2.10	Commitment Register has been maintained & updated	Complied		
2.11	Register of Counterfoil Books (GA –N20) has been maintained and updated	Complied		

No.	Applicable Requirement	Compliance Status (Complied/ Not Complied)	Brief explanation If Non-Compliance	Corrective actions proposed to avoid non-compliance in future
3	**Delegation of functions for financial control (FR 135)**			
3.1	Financial authority has been delegated within the institute	Complied		
3.2	The delegation of financial authority has been communicated within the institute	Complied		
3.3	The authority has been delegated in such manner to pass each transaction through two or more officers	Complied		
3.4	The controls have been adhered to by the accountants in terms of State Account Circular 171/2004 dated 11.05.2014 in using the Government Payroll Software Package	Complied		
4	**Preparation of Annual Plans**			
4.1	The annual action plan has been prepared	Complied		
4.2	The annual procurement plan has been prepared	Complied		
4.3	The annual Internal Audit plan has been prepared	Complied		
4.4	The annual estimate has been prepared and submitted to the NBD on due date	Complied		
4.5	The annual cash flow has been submitted to the Treasury Operations Department on time	Complied		
5	**Audit queries**			
5.1	All the audit queries have been replied within the specified time by the Auditor General	Not Complied	Some replies couldn't make on time due to the delays of receiving replies from all prison institutes situated island wide.	Reply to the Quarries up to date as per informed by the Audit.
6	**Internal Audit**			
6.1	The internal audit plan has been prepared at the beginning of the year after consulting the Auditor General in terms of Financial Regulation 134(2) DMA/1-2019	Complied		
6.2	All the internal audit reports have been replied within one month.	Complied		

No.	Applicable Requirement	Compliance Status (Complied/ Not Complied)	Brief explanation If Non-Compliance	Corrective actions proposed to avoid non-compliance in future
6.3	Copies of all the internal audit reports has been submitted to the Management Audit Department in terms of Sub-section 40(4) of the National Audit Act No. 19 of 2018	Complied		
6.4	All copies of internal audit reports have been submitted to the Auditor General in terms of Financial Regulation134(3)	Complied		
7	**Audit and Management Committee**			
7.1	Minimum 04 meetings of the Audit and Management Committee has been held during the year as per the DMA Circular 1-2019	Complied		
8	**Asset Management**			
8.1	The information about purchases of assets and disposals was submitted to the Comptroller General's Office in terms of Paragraph 07 of the Asset Management Circular No. 01/2017.	Complied		
8.2	A suitable liaison officer was appointed to coordinate the implementation of the provisions of the circular and the details of the nominated officer was sent to the Comptroller General's Office in terms of Paragraph 13 of the aforesaid circular.	Complied		
8.3	The boards of survey were conducted, and the relevant reports submitted to the Auditor General on due date in terms of Public Finance Circular No. 05/2016.	Not Complied	Even though officers have been physically conducted the inspections, Final report wasn't submitted on time due to the less staff members to perform the duties.	Order have been given to release the officers from their regular duties and engage in this matter on priority basis.
8.4	Theexcessesanddeficitsthatweredisclosedthroughtheboardofsurveyandotherrelatingrecommendations, Actions were carried out during the period specified in the circular.	Not Complied		
8.5	The disposal of condemn articles had been carried out in terms of FR 772	Complied		
9	**Vehicle Management**			
9.1	The daily running charts and monthly summaries of the pool vehicles had been prepared and submitted to the Auditor General on due date.	Complied		

No.	Applicable Requirement	Compliance Status (Complied/ Not Complied)	Brief explanation If Non-Compliance	Corrective actions proposed to avoid non-compliance in future
9.2	The condemned vehicles had been disposed of within a period of less than 6 months after condemning	Not Complied	Reasonable time has been taken to inspect and sort out the vehicles to be disposal in 30 sub prison institutes throughout the Island. Among them 58 vehicles have been identified and 16 department owned vehicles were disposed.	Steps have been taken to obtain the ownership of the identified vehicles which were confiscated, and their ownership does not belong to the department. Arrangements have already been carried out to dispose them accordingly.
9.3	The vehicle logbooks had been maintained and updated	Complied		
9.4	Action has been taken in terms of F.R. 103, 104, 109 and 110 with regard to every vehicle accident.	Complied		
9.5	The fuel consumption of vehicles has been re-tested in terms of the provisions of Paragraph 3.1 of the Public Administration Circular No. 30/2016 of 29.12.2016.	Complied		
9.6	The absolute ownership of the leased vehicle logbooks has been transferred after the lease term.	Complied		
10	**Management of Bank Accounts**			
10.1	The bank reconciliation statements had been prepared, got certified and made ready for audit by the due date.	Complied		
10.2	The dormant accounts that had existed in the year under review or since previous years settled.	Complied		
10.3	The action had been taken in terms of Financial Regulations regarding balances that had been disclosed through bank reconciliation statements and or which adjustments had to be made, and had those balances been settled within one month.	Complied		
11	**Utilization of Provisions**			
11.1	The provisions allocated had been spent without exceeding the limit.	Complied		

No.	Applicable Requirement	Compliance Status (Complied/ Not Complied)	Brief explanation If Non-Compliance	Corrective actions proposed to avoid non-compliance in future
11.2	The liabilities not exceeding the provisions that remained at the end of the year as per the FR 94(1)	Complied		
12	**Advances to Public Officers Account**			
12.1	The limits had been complied with	Complied		
12.2	A time analysis has been carried out on the loans in arrears.	Complied		
12.3	The loan balances in arrears for over one year had been settled.	Not Complied	*Time takes to prepare Gratuity of retired and deceased officers. *Disciplinary investigation carried out for dismissed officers. *Private addresses were changed in resigned officers. *Delays Occurred in correcting the loan balances of transferred officers by their previous offices. *Loan balance corrections only done for deceased and disable officers while they were engaged in work under the loan Security Insurance of Agrahara Insurance Scheme and resign. *There were over one year loan balance arrears of the officers who were dismissed due to the unavailability of mechanism for correct the arrears in Agrahara Insurance Scheme.	Inform to settle loan balance arrears for over one year through the Divisional Secretariate. Steps have been taken to place police complaints, send private letters and obtain arrears from the guarantors.

No.	Applicable Requirement	Compliance Status (Complied/ Not Complied)	Brief explanation If Non-Compliance	Corrective actions proposed to avoid non-compliance in future
13	**General Deposit Account**			
13.1	Action had been taken as per F.R.571 in relation to disposal of lapsed deposits.	Not Complied	Exist more than 02 years expired balances which did not credited to the government revenue due to the existing balances in savings accounts which cannot be credited to the government revenue.	Informed prison superintendents to work as per the F.R.571 on saving accounts which possess more than 02 years old balances.
13.2	The control register for general deposits had been updated and maintained.	Complied		
14	**Imprest Account**			
14.1	The balance in the cash book at the end of the year under review was remitted to TOD.	Complied		
14.2	The ad-hoc sub imprests issued as per F.R. 371 settled within one month from the completion of the task.	Not Complied	Relevant bills were not submitted properly by the officers who were transferred to another office. Hence, delays were occurred in officials matters.	When the time of issuing sub imprests, officers were informed to pay back immediately after completing their tasks. Advice received this year through the F.R.135 of issuing the financial orders to pay back sub imprests immediately in a formal way.
14.3	The ad-hoc sub imprests had not been issued exceeding the limit approved as per F.R. 371	Complied		
14.4	The balance of the imprest account had been reconciled with the Treasury books monthly	Complied		
15	**Revenue Account**			
15.1	The refunds from the revenue had been made in terms of the regulations	Complied		
15.2	The revenue collection had been directly credited to the revenue account without credited to the deposit account	Complied		

No.	Applicable Requirement	Compliance Status (Complied/ Not Complied)	Brief explanation If Non-Compliance	Corrective actions proposed to avoid non-compliance in future
15.3	Returns of arrears of revenue forward to the Auditor General in terms of F.R.176	Complied		
16	**Human Resource Management**			
16.1	The staff had been paid within the approved cadre	Not Complied	This is not consistent for staff seconded by the Ministry of Health. Due to the existing covid situation and the increase in prison inmates, the cadre approved in 2012 could not adequately provide the required service to the residents, so the relevant officers have been assigned.	The committee appointed to give recommendations for the preparation of approved cadre has drawn attention to this and the Ministry of Health has also drawn attention to this.
16.2	All members of the staff have been issued a duty list in writing.	Complied		
16.3	All reports have been submitted to MSD in terms of their circular no.04/2017 dated 20.09.2017.	Complied		
17	**Provision of information to the public**			
17.1	An information officer has been appointed. Proper register of information maintained, updated in terms of Right to Information Act and Regulation	Complied		
17.2	Information on institution to the public have been provided by Website or alternative measures and has it been facilitated to appreciate / allegation to public against the public authority by this website or alternative measures	Complied		
17.3	Bi- Annual and Annual reports have been submitted as per section 08 and 10 of the RTI Act	Complied		
18	**Implementing citizen charter**			
18.1	A citizen's charter/ Citizens client's charter has been formulated and implemented by the Institution in terms of the circular number 05/2008 and 05/2018(1) of Ministry of Public Administration and Management	Complied		

No.	Applicable Requirement	Compliance Status (Complied/ Not Complied)	Brief explanation If Non-Compliance	Corrective actions proposed to avoid non-compliance in future
18.2	A methodology has been devised by the Institution to monitor and assess the formulation and the implementation of Citizens Charter / Citizens client's charter as per paragraph 2.3 of the circular.	Complied		
19	**Preparation of the Human Resource Plan**			
19.1	A human resource plan has been prepared in terms of the format in Annexure 02 of Public Administration Circular No.02/2018 dated 24.01.2018.	Complied		
19.2	A minimum training opportunity of not less than 12 hours per year for each member of the staff has been ensured in the aforesaid Human Resource Plan	Complied		
19.3	Annual performance agreements have been signed for the entire staff based on the format in Annexure 01 of the aforesaid Circular	Complied		
19.4	A senior officer was appointed and assigned the responsibility of preparing the human resource development plan, organizing capacity building programs and conducting skill development programs as per paragraph No.6.5 of the aforesaid Circular	Complied		
20	**Responses to Audit Paragraphs**			
20.1	The shortcomings pointed out in the audit paragraphs issued by the Auditor General for the previous years have been rectified	Complied		